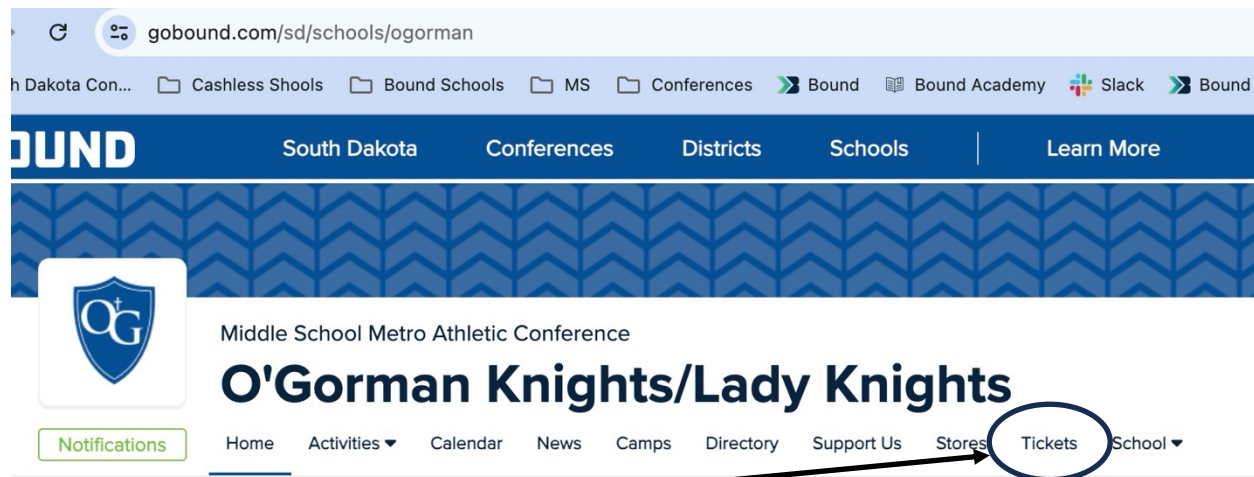


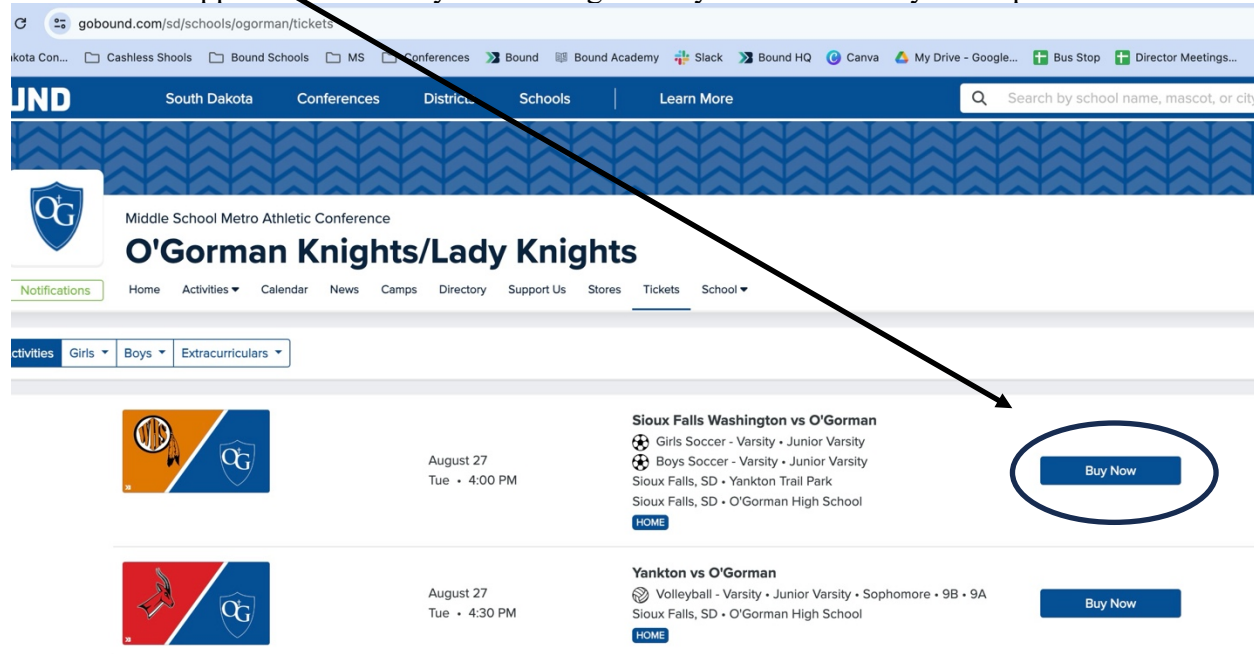
# Purchasing Single Game Tickets

Go to the O’Gorman Bound home page at <https://www.gobound.com/sd/schools/ogorman>




Click on “Tickets” in the header row.

Click “Buy Now” next to the game for which you want to purchase tickets. Tickets typically come on sale approximatel 60 days ahead of game day but schools may set a specific date.



Purchase the number of tickets you desire and complete the required information. If you have a Bound account, you can sign in and purchase your tickets that way.



### Purchase Tickets

Adult  
1 Ticket(s) - \$6.00  
0 +1 -1

Student  
1 Ticket(s) - \$4.00  
0 +1 -1

Summary	
Adult Tickets	0
Total	\$0.00
Student Tickets	0
Total	\$0.00
<b>Subtotal</b>	<b>\$0.00</b>
Processing Fee	\$0.00
<b>Total Cost</b>	<b>\$0.00</b>

**Delivery Info** Sign In

First name  Last name

Email Address

Confirm Email Address

You will receive your ticket(s) at this email address. If you have a Bound account or would like to create one, click the "Sign In" button above. Connecting your tickets to a Bound account is the simplest way to manage your tickets.

**Payment Info**

Credit Card

Card number  link 4185

Complete Payment

Tuesday, August 27, 2024  
Sioux Falls Washington vs O'Gorman

The easiest way to purchase game day tickets is to download the mobile app and create a family so that you can share tickets with other members of your family.



**Bound Sports**  
Youth Sports and Activities  
Designed for iPad. Not verified for macOS.

Open

