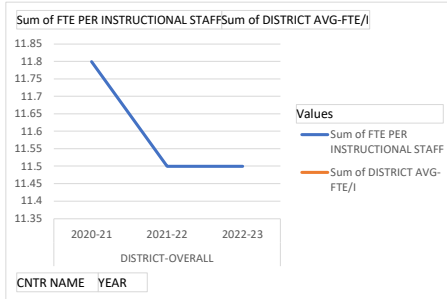
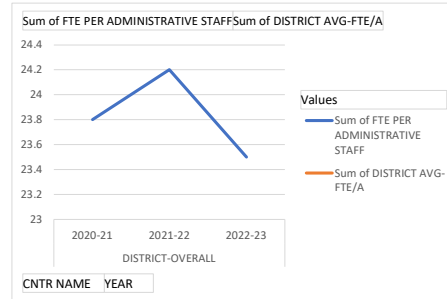


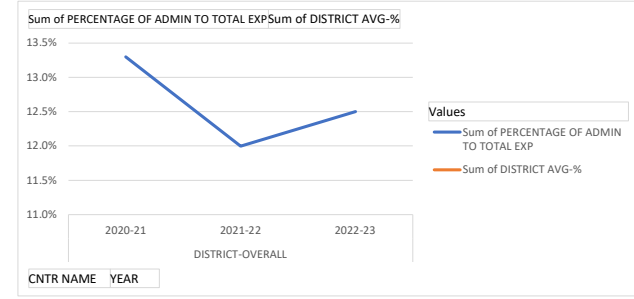
Row Labels	Sum of FTE PER INSTRUCTIONAL STAFF	Sum of DISTRICT AVG-FTE/I
DISTRICT-OVERALL		
2020-21		11.8
2021-22		11.5
2022-23		11.5



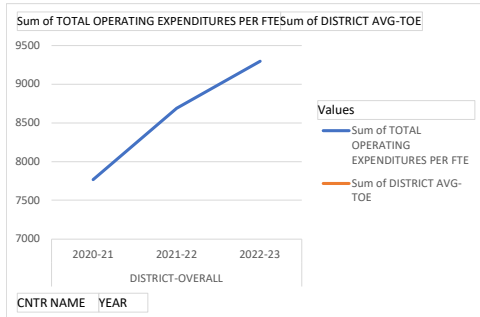
Row Labels	Sum of FTE PER ADMINISTRATIVE STAFF	Sum of DISTRICT AVG-FTE/A
DISTRICT-OVERALL		
2020-21		23.8
2021-22		24.2
2022-23		23.5



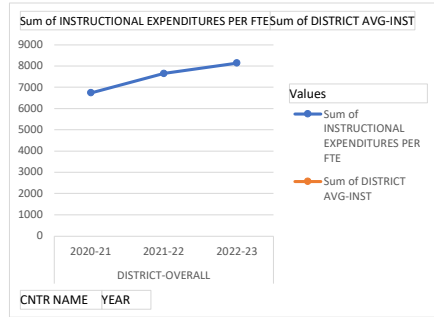
Row Labels	Sum of PERCENTAGE OF ADMIN TO TOTAL EXP	Sum of DISTRICT AVG-%
DISTRICT-OVERALL		
2020-21		13.3%
2021-22		12.0%
2022-23		12.5%



Row Labels	Sum of TOTAL OPERATING EXPENDITURES PER FTE	Sum of DISTRICT AVG-TOE
DISTRICT-OVERALL		
2020-21		7768
2021-22		8688
2022-23		9299



Row Labels	Sum of INSTRUCTIONAL EXPENDITURES PER FTE	Sum of DISTRICT AVG-INST
DISTRICT-OVERALL		
2020-21		6736
2021-22		7648
2022-23		8134



Row Labels	Sum of GENERAL FUND'S UNASSIGNED/ASSIGNED FUND BALANCE	
DISTRICT-OVERALL		
2020-21	\$	4,940,229
2021-22	\$	4,631,121
2022-23	\$	4,310,794

