

# Designing our Future

Public Meeting - June 25, 2024



Public Meeting, June 25, 2024

Stewart Elementary opened from 4:00pm to 5:45pm for community members to walk through and revisit the building.  
Hearing started at 6:00pm

# Why

- Opportunity to focus resources - academic and social, emotional, and behavioral needs of our students are increasing
- Declining enrollment
- Infrastructure and condition of district buildings



These are the 3 main reasons for the district to consider the administrative recommendation to close Stewart Elementary School

# Why

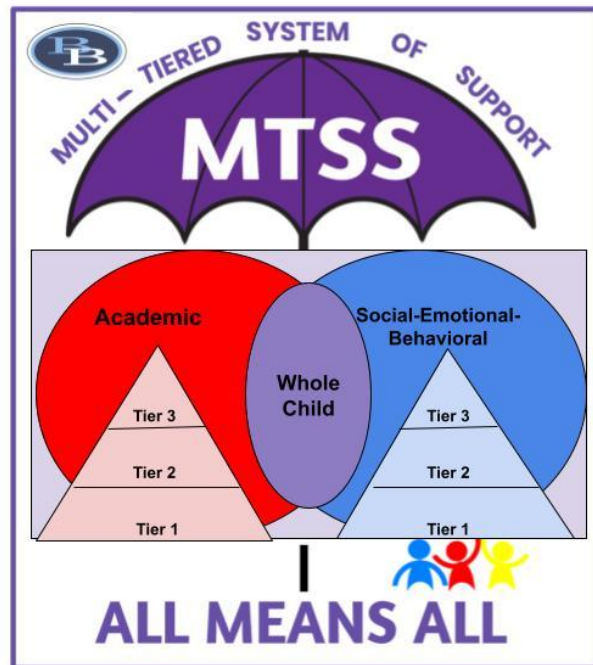
- **Opportunity to focus resources - academic and social, emotional, and behavioral needs of our students are increasing**
- Declining enrollment
- Infrastructure and condition of district buildings



The first is the opportunity to focus our resources.

**MTSS is not a time in the day or a program**

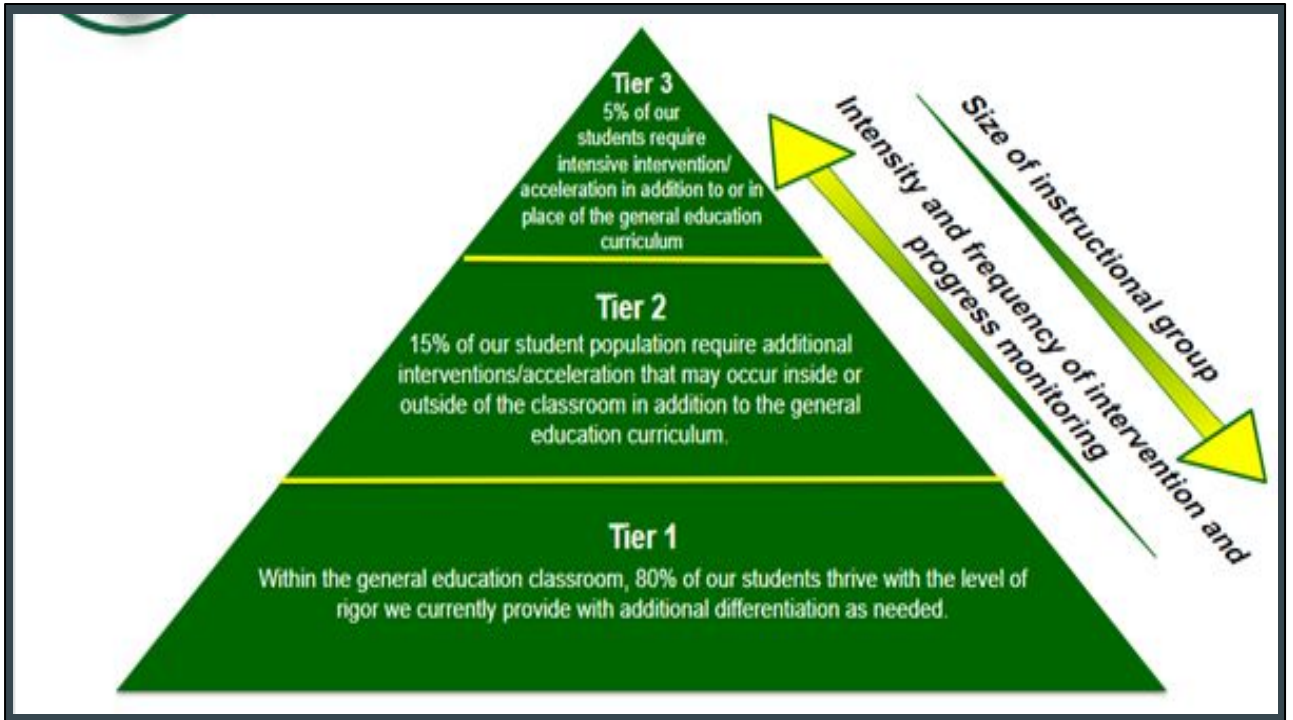
*BUT...How you PERSONALIZE LEARNING FOR EACH STUDENT IS AN ESSENTIAL ELEMENT OF MTSS*



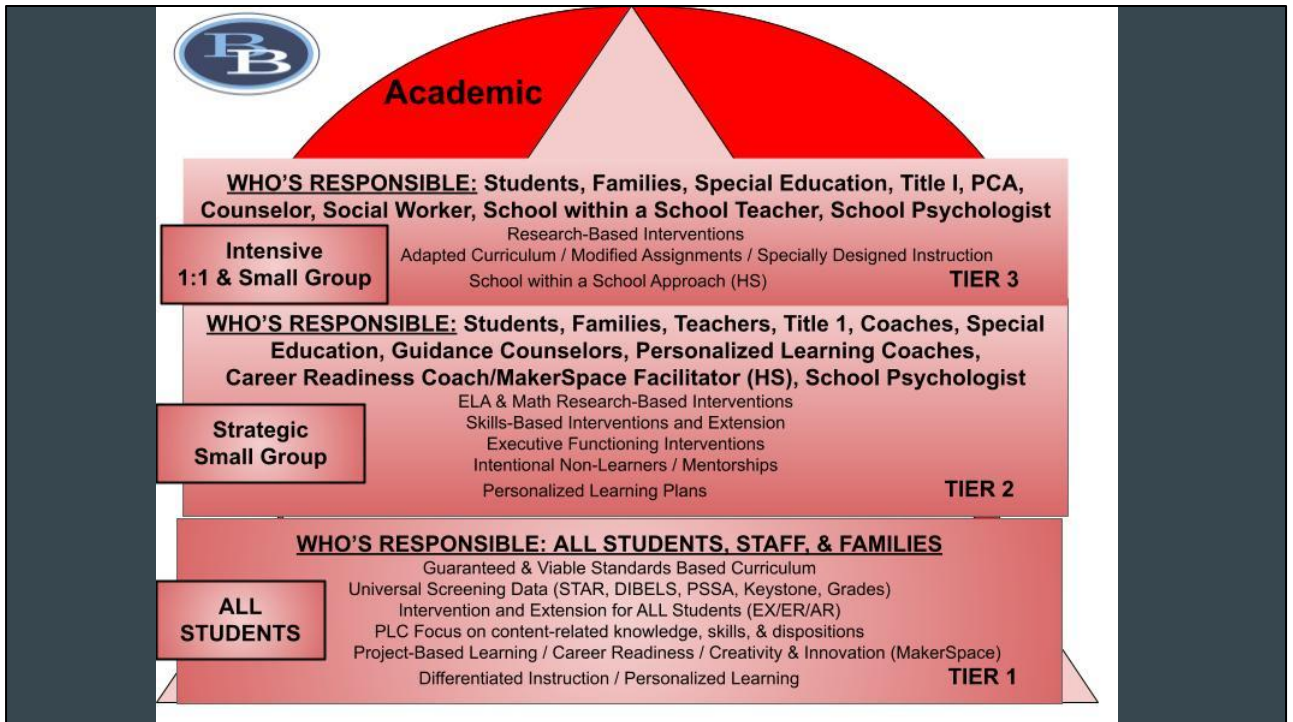
**MTSS IS A SYSTEM FOR SUPPORTING THE WHOLE CHILD**

*IT'S ALL DAY EVERY DAY TO ENSURE LEARNING FOR EVERY STUDENT*

In 2018-2019 district and community surveys were indicating an increased need of supports for students in academics and in social, emotional and behavioral issues. As a result, the district comprehensive plan for 2020-2023 included building a multi-tiered system of support for our students and families.



This triangle represents the typical representation of needs in a district system. Tier 1 addresses the needs of 80% of the student population while Tiers 2 and 3 address more intensive needs.



To build out the MTSS (Multi-Tiered System of Support), the district was able to use grant monies to provide professional development in the Science of Reading, Math Strategies, Project Based Learning, etc. to broaden teacher strategies to provide strong tier 1 instruction and personalize learning. Additionally, the district was able to provide personalized learning coaches to assist faculty and additional supports for academics.



## Social-Emotional-Behavioral

**WHO'S RESPONSIBLE:** Students, Families, Licenced Professional Counselor  
Social Worker, PCA, School-Based Mental Health, SAP Team/WCSI Liaison,  
Community Agencies

Individual Counseling/Cognitive Behavioral Therapy/Replacement Behavior Training  
FBA/Individual Positive Behavioral Support & Intervention Plan  
SAP Team/WCSI Services (*case management, school-based mental health, etc.*)

**Intensive  
1:1 & Small Group**

**TIER 3**

School within a School Approach (HS), Crisis Response

**WHO'S RESPONSIBLE:** Students, Families, Teachers, Social Worker,  
Social-Emotional/Behavioral Specialist, Guidance Counselors, SAP Team

Small Groups based on Student Need (*social skills, organization, grief, anxiety, trauma, etc*)  
Executive Functioning Interventions (*focus, engagement, organization, motivation, self-monitoring, etc*)  
Personalized Learning Plans (*habits of mind, skills & dispositions, intentional non-learners*)  
Social Worker Check-In / Guidance Check-In & Check-Out / Restorative Practices

**Strategic  
Small Group**

**TIER 2**

SAP Team / Mentorship / Behavior Contracts

**WHO'S RESPONSIBLE: ALL STUDENTS, STAFF, & FAMILIES**

Social-Emotional Learning (*K-12 Choose Love Curriculum, Relationships / Connections, Lunch Bunches*)  
Universal Screening Data

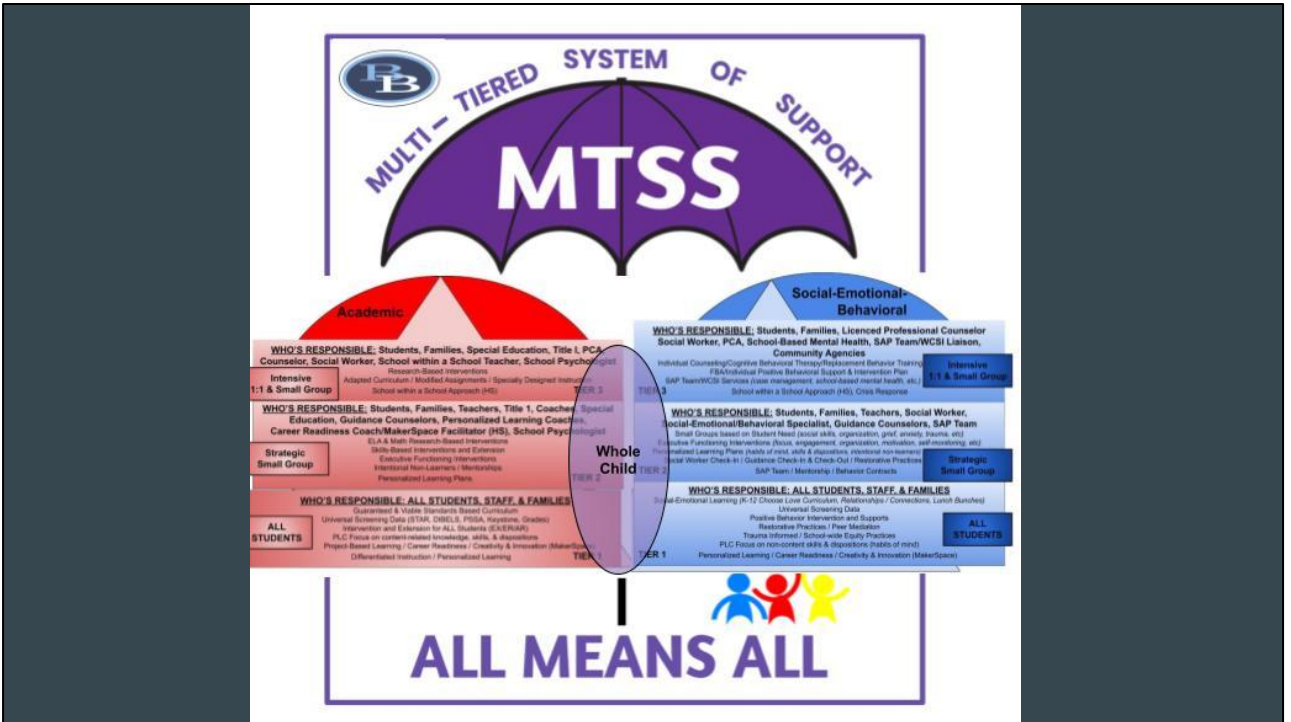
Positive Behavior Intervention and Supports  
Restorative Practices / Peer Mediation  
Trauma Informed / School-wide Equity Practices  
PLC Focus on non-content skills & dispositions (*habits of mind*)

**ALL  
STUDENTS**

**TIER 1**

Personalized Learning / Career Readiness / Creativity & Innovation (MakerSpace)

To build out the MTSS (Multi-Tiered System of Support), the district was able to use grant monies to provide trauma informed practices and strategies, a K-12 social worker, a K-12 licensed counselor, a K-12 behavior specialist, prevention specialists and additional supports for students' mental health and behavioral needs.



Using grant monies, the district was able to build a system that focuses on the whole child.



## **Better Balance and Differentiation of Resources**

- More balanced level of support - guidance counselors, social worker, behavioral specialist, prevention specialists and interventionist
- More balanced level of support for special education services
- Less travel time for faculty
- Increased collaboration for faculty to design Tier I Instruction
- One less transition year for students

In 2011, when the district restructured the elementary schools to be a K-3 school and a 4-5 school, resources across grade levels were able to be strengthened along with more collaborative opportunities for faculty. Closing the districts 4-5 elementary school, eliminates additional transition for K-12 services including but not limited to mental health services, behavioral support services, special education services, etc. In addition, it is one less transition for the district students.

# Why

- Opportunity to focus resources - academic and social, emotional, and behavioral needs of our students are increasing
- **Declining enrollment**
- Infrastructure and condition of district buildings



As the needs of the district students are rising, the overall enrollment is declining. The second reason for the administrative recommendation to close Stewart Elementary School is based on the district enrollment.

## Enrollment History

2003-2004	2197
2004-2005	2161
2005-2006	2118
2006-2007	2088
2007-2008	2023
2008-2009	1961
2009-2010	1897
2010-2011	1895
2011-2012	1858
2012-2013	1839

2013-2014	1815
2014-2015	1789
2015-2016	1779
2016-2017	1787
2017-2018	1808
2018-2019	1806
2019-2020	1807
2020-2021	1786
2021-2022	1763
2022-2023	1755
2023-2024	1723

**22%  
decrease in  
enrollment  
in the last  
21 years**

**Projected  
enrollment**

**2024-2025**

**1670**

The district has had a 22% decrease in enrollment over the past 21 years. The projected enrollment for the 2024-2025 school year is 1,670 students. This number follows the trend of losing 40 - 60 students a year over the last two decades overall.

## K-5 Enrollment

Grade Level	2024-2025*	2023-2024	2022-2023	2021-2022	2020-2021	2019-2020	2018-2019
K	95	106	105	129	114	123	119
1	104	112	136	115	131	122	120
2	108	140	124	135	120	122	142
3	135	129	132	126	127	141	133
4	134	134	130	124	143	135	135
5	131	130	123	141	133	133	158

In 2005, K-4 enrollment was 745 students. Today, the K-4 enrollment is 576 students.

## 6 - 12 Enrollment

Grade Level	2024-2025*	2023-2024	2022-2023	2021-2022	2020-2021	2019-2020	2018-2019
6	129	124	142	141	135	138	154
7	123	146	134	138	141	137	147
8	147	132	141	139	150	157	150
9	131	141	150	167	156	160	142
10	139	151	145	136	150	144	148
11	150	144	127	140	140	148	159
12	144	134	137	132	146	147	140

## PDE Projections vs Actual Enrollment

Year	Projection	Actual
2011-2012		1862
2012-2013 (7/2012)	1853	1823
2013-2014	1852	1802
2014-2015	1836	1792
2015-2016 (12/2016)	1832	1832
2016-2017	1787	1790
2017-2018	1765	1806
2018-2019	1779	1803
2019-2020 (4/2019)	1802	1817

This chart shows the Pennsylvania Department of Education (PDE) enrollment projections for Burrell School District compared to the actual enrollment. The trend prior to 2015-2016 was less students than projected. However, in 2015-2016, the District met the projected number. This is due to the acceptance of tuition students starting in 2013-2014. The District averages about 50 tuition students across the K-12 system for the the past decade which helped the district meet the PDE student projections through 2019-2020.

## PDE Projections vs Actual Enrollment

Year	Projection	Actual
2020-2021	1788	1787
2021-2022	1787	1765
2022-2023	1776	1750
2023-2024 (5/2023)	1743	1723
2024-2025	1744	1670?
2025-2026	1730	
2026-2027	1736	
2027-2028	1749	
2028-2029	1769	

Starting in 2020-2021, even with the tuition students, the district enrollment continued its descent.

## PDE Building Capacity vs Actual Enrollment

School	Building Capacity	2023-2024 Enrollment	Capacity - Enrollment = Extra Room?	2024-2025 Projected Enrollment	Capacity - Enrollment = Extra Room?
Bon Air Elementary	675	487	188	442	233
Stewart Elementary	500	264	236	265	235
Huston Middle School	791	402	389	399	392
Burrell High School	815	570	245	564	251
	<b>2781</b>	<b>1723</b>	<b>1058</b>	<b>1670</b>	<b>1111</b>

Likewise, the district buildings have a Pennsylvania Department of Education Building Capacity. This chart illustrates the district current building enrollment versus the building capacity. Each building in the district has enough space to accommodate at 200+ additional students. There for the district has room to move the 264 students currently housed in Stewart Elementary School to other district buildings.



# Why

- Opportunity to focus resources - academic and social, emotional, and behavioral needs of our students are increasing
- Declining enrollment
- **Infrastructure and condition of district buildings**



As the student needs are rising and the overall enrollment is declining, the district must also continue to maintain and/or improve the infrastructure and conditions of the buildings and grounds across the district much as community members would their homes.

## District Buildings

<b>Building</b>	<b>History</b>	<b>Boilers Heating/ Ventilation</b>	<b>Overall Condition</b>
Bon Air Elementary School	Built 1953 Addition 1958 Renovation & Addition 1997	1997	Good
Stewart Elementary School	Built 1931 Addition 1939 Upgrades 1953, 1973, 1997	1997	Fair
Huston Middle School	Opened in Dec. 1960 Renovation 2008	2008	Good
Burrell High School	Opened in 1964 (first grad. class 1966) Renovation 1997	1964	Fair/Good



This chart provides a summary of district buildings, additions and renovations over the past years. Additionally, the district architects, HHSDR, have assessed the overall condition of the district buildings. Much of the community social media talk has hinted at the idea that the district has not properly maintained the district infrastructure. This is not a true statement. As per the architect, our district buildings are well maintained and operational.

# Facilities Upgrades

- 2008 - HMS full renovation
- 2008 - HS Kitchen, Art Room, and Canopy
- 2009 - Asphalt BA and BHS - portions
- 2010 - Security Cameras
- 2011 - Paving ST, Playgrounds ST and BA
- 2012 - BA and BHS Mousetrap
- 2013 - Stewart windows, Shingled Roof and Mousetrap



This slide shares a summary of the upgrades the district has done over the more recent past.

# Facilities Upgrades

- 2015 - BHS Changing Room
- 2016 - BHS Gym Bleachers, Gym facelift, & Exterior Paint
- 2019 - Bon Air Softball
- 2021 - HS Stadium Turf and Track
- 2023 - District Phones
- 2024 - Security Cameras, Guest Management, Security and Access Controls



This slide shares a summary of the upgrades the district has done over the more recent past.

# Facilities Study - 2024

## Areas of Consideration

- Heating and Ventilation Systems/ Boilers (BA, ST & BHS)
- Paving - BA and BHS
- AC - BHS, HMS, ST & BA
- HS Auditorium Roof
- ST Flat Roof Areas
- HS Pool
- Stewart Brick and Masonry
- BHS Brick and Masonry



This slide shares some of the major needs and considerations for 2024.

# Concepts

1. Close Stewart, K-4 Bon Air + Cafe, 5-8 HMS, and 9-12 BHS
2. Close Stewart, K-5 Bon Air + Cafe & 7 rooms\*, 6-8 HMS, and 9-12 BHS  
\*K-3 Bon Air, 4-8 HMS + Cafe + 7 rooms
3. Continue with 4 buildings, renovate
4. Demolish 1931 Stewart, renovate 1939 for Kindergarten Center and Admin offices
5. Close Stewart, K-4 Bon Air, 5-8 HMS, and 9-12 BHS - no addition



Over the past 18 months, the district has spent time reviewing student needs and facilities. Administration has consulted with faculty, considered educational needs and enrollment. The following concepts were then presented and discussed with the board at the April 2024 board meeting.

## Narrowed Concepts for Consideration

Concept	Construction	Estimated Cost
Close Stewart K-4 Bon Air + Cafe 5-8 HMS 9-12 BHS	<b>BA</b> - paving, addition cafe, upgrade heating/ventilation + AC <b>HMS</b> - AC <b>BHS</b> - upgrade heating/ventilation + AC	~20 million
Close Stewart K-5 Bon Air + Cafe & 7 rooms 6-8 HMS 9-12 BHS	<b>BA</b> - paving, addition cafe + 7 rooms, upgrade heating/ventilation + AC <b>HMS</b> - AC <b>BHS</b> - upgrade heating/ventilation + AC	~26 million
Maintain 4 buildings with heating/ventilation upgrade	<b>BA</b> - paving, upgrade heating/ventilation + AC <b>HMS</b> - AC <b>BHS</b> - upgrade heating/ventilation + AC <b>ST</b> - heating/ventilation + AC - <b>17.8 million</b>	~36 million



The board discussions favored the above considerations although no decisions have been made.

## Recommendation



Past 18 months

Air Conditioning

Cost savings @ \$200,000

Administration recommends closing Stewart Elementary due to declining enrollment, the opportunity to focus our resources to better serve our students and the condition and age of the building.



As mentioned before—Over the past 18 months, the district has spent time reviewing student needs and facilities. Administration has consulted with the architects, met with faculty, considered educational needs and declining enrollment. In addition, the district buildings are not conducive for learning when it is humid and warm outside which is often April through June and August through October. There are increased allergies and health needs among students and staff that require conditioned air. Air conditioning is not just about cool air. It is also less humid air, maintaining comfortable temperatures in every room during any kind of weather and increasing comfort so that the focus can be on learning.

If the district were to close Stewart Elementary School, the hope would be to sell it and have a taxable entity use it to increase tax revenue for our city and the school district.