

Year: 2021

Grade: 10

Sex: All

Number of Students Surveyed: 693

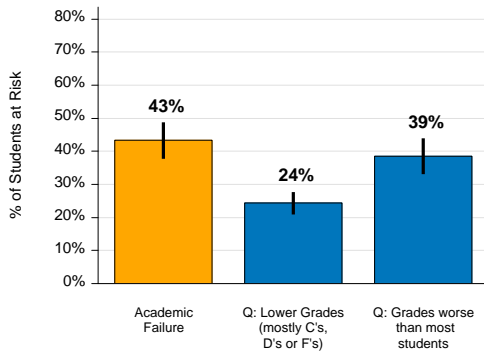
### Background:

- Researchers at the University of Washington (UW) developed a public health model for the prevention of youth substance use and misuse and other behaviors, by identifying risk and protective factors. (J. David Hawkins, 1992)
  - Risk Factor- something that may attribute to a problem.
  - Protective Factor- something that helps to prevent a problem.
- Taking a close look at youth risk and protective factors can help providers select appropriate programming and interventions.

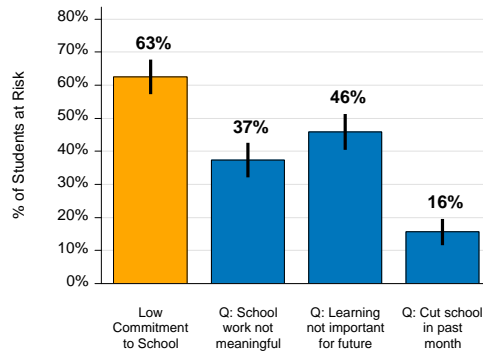
### For More Information:

- Resources for parents on how to connect with their youth; <https://starttalkingnow.org/>
- Resources for schools; <https://www.k12.wa.us/student-success/health-safety/mental-social-behavioral-health>
- Resources about mental health; National Alliance on Mental Health; <https://www.nami.org/Home>
- For local Risk Factor profiles go to [www.dshs.wa.gov/rda/research/Risk.shtm](http://www.dshs.wa.gov/rda/research/Risk.shtm).

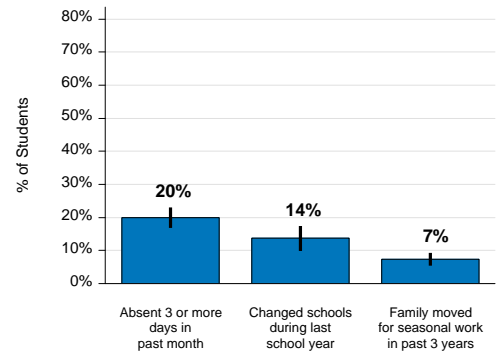
**Risk Factor: Academic Failure with Component Questions (Q:) Grade 10, 2021**



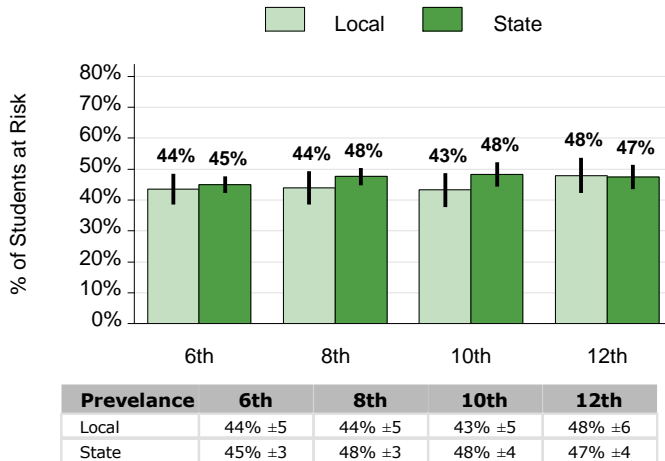
**Risk Factor: Low Commitment to School with Component Questions (Q:) Grade 10, 2021**



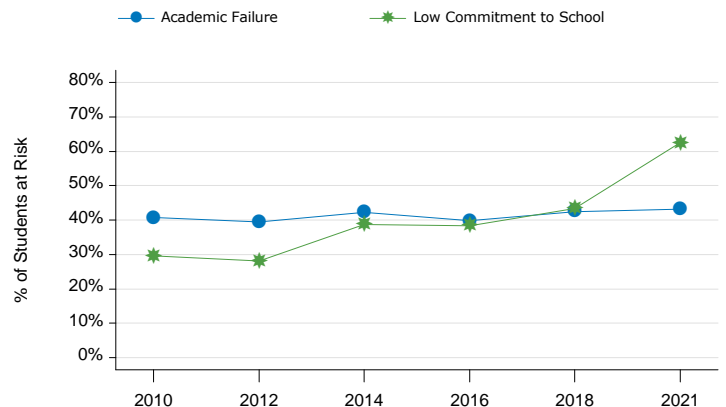
**School Attendance and Transition Grade 10, 2021**



**Academic Failure (RF) All Grades, 2021**



**School Risk Factor 2010-2021, Grade 10**



Prevalence	2010	2012	2014	2016	2018	2021
Academic Failure	41% ±5	40% ±5	42% ±5	40% ±5	42% ±5	43% ±5
Low Commitment to School	30% ±5*	28% ±5	39% ±5*	38% ±5	43% ±5	63% ±5*

Prevalence is displayed with 95% confidence intervals (as ± or black bar )  
 \*indicates a significant change from the previous year or a significant difference between state and local results, p<0.05

Year: 2021

Grade: 12

Sex: All

Number of Students Surveyed: 630

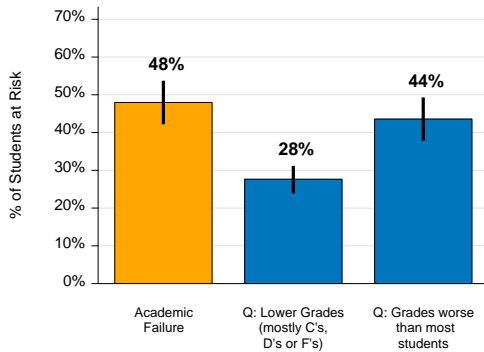
### Background:

- Researchers at the University of Washington (UW) developed a public health model for the prevention of youth substance use and misuse and other behaviors, by identifying risk and protective factors. (J. David Hawkins, 1992)
  - Risk Factor- something that may attribute to a problem.
  - Protective Factor- something that helps to prevent a problem.
- Taking a close look at youth risk and protective factors can help providers select appropriate programming and interventions.

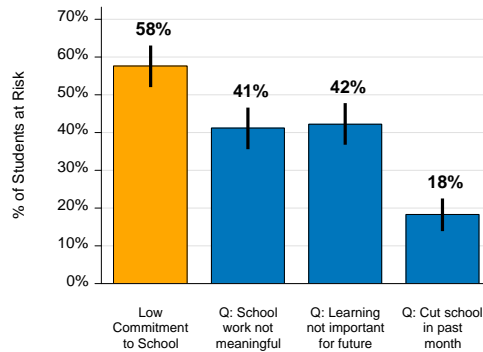
### For More Information:

- Resources for parents on how to connect with their youth; <https://starttalkingnow.org/>
- Resources for schools; <https://www.k12.wa.us/student-success/health-safety/mental-social-behavioral-health>
- Resources about mental health; National Alliance on Mental Health; <https://www.nami.org/Home>
- For local Risk Factor profiles go to [www.dshs.wa.gov/rda/research/Risk.shtm](http://www.dshs.wa.gov/rda/research/Risk.shtm).

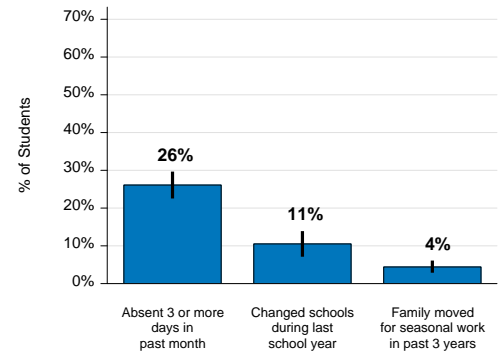
**Risk Factor: Academic Failure with Component Questions (Q:) Grade 12, 2021**



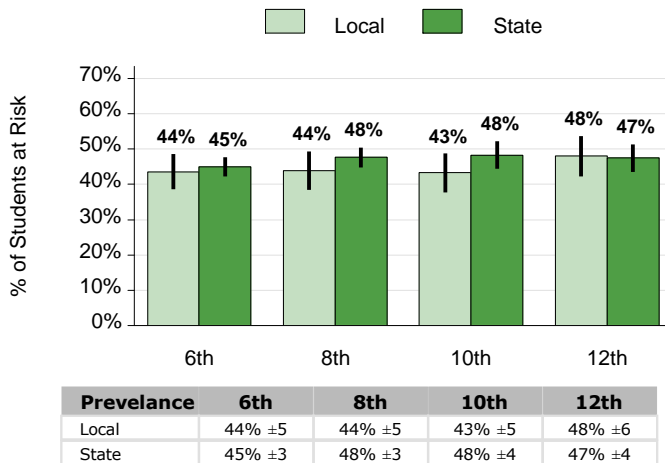
**Risk Factor: Low Commitment to School with Component Questions (Q:) Grade 12, 2021**



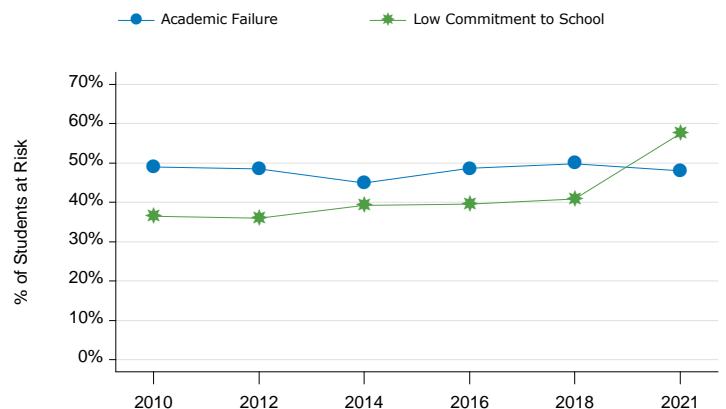
**School Attendance and Transition Grade 12, 2021**



**Academic Failure (RF) All Grades, 2021**



**School Risk Factor 2010-2021, Grade 12**



Prevalence	2010	2012	2014	2016	2018	2021
Academic Failure	49% ±5	48% ±6	45% ±6	49% ±6	50% ±6	48% ±6
Low Commitment to School	36% ±5	36% ±5	39% ±5	40% ±6	41% ±5	58% ±6*

Prevalence is displayed with 95% confidence intervals (as ± or black bar )  
 \*indicates a significant change from the previous year or a significant difference between state and local results, p<0.05

Year: 2021

Grade: 6

Sex: All

Number of Students Surveyed: 481

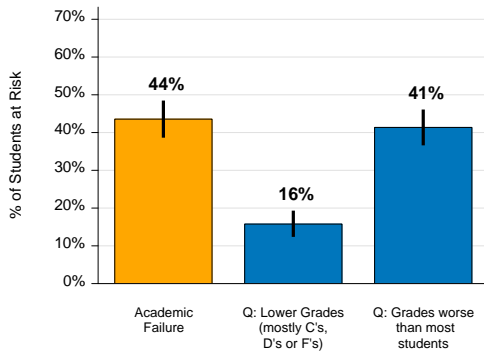
### Background:

- Researchers at the University of Washington (UW) developed a public health model for the prevention of youth substance use and misuse and other behaviors, by identifying risk and protective factors. (J. David Hawkins, 1992)
  - Risk Factor- something that may attribute to a problem.
  - Protective Factor- something that helps to prevent a problem.
- Taking a close look at youth risk and protective factors can help providers select appropriate programming and interventions.

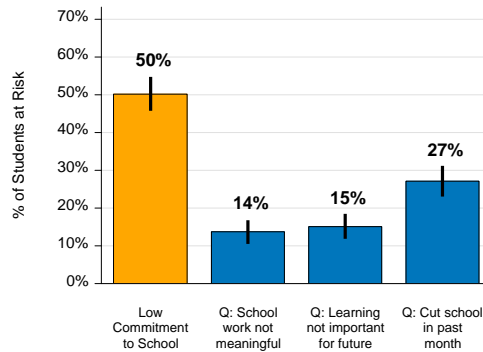
### For More Information:

- Resources for parents on how to connect with their youth; <https://starttalkingnow.org/>
- Resources for schools; <https://www.k12.wa.us/student-success/health-safety/mental-social-behavioral-health>
- Resources about mental health; National Alliance on Mental Health; <https://www.nami.org/Home>
- For local Risk Factor profiles go to [www.dshs.wa.gov/rda/research/Risk.shtm](http://www.dshs.wa.gov/rda/research/Risk.shtm).

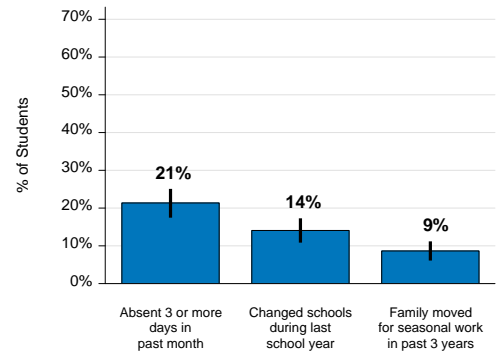
**Risk Factor: Academic Failure with Component Questions (Q:) Grade 6, 2021**



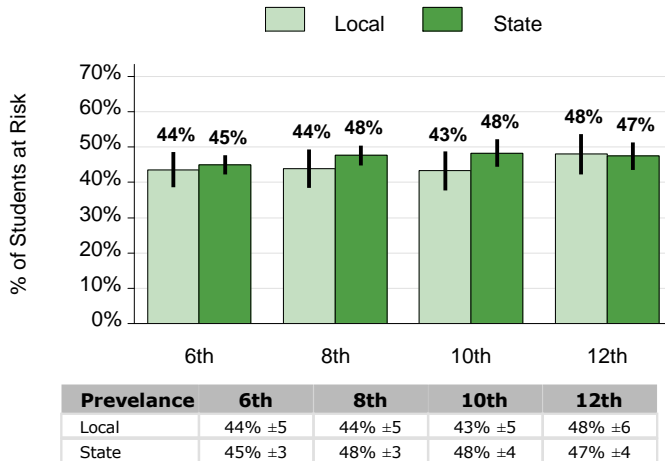
**Risk Factor: Low Commitment to School with Component Questions (Q:) Grade 6, 2021**



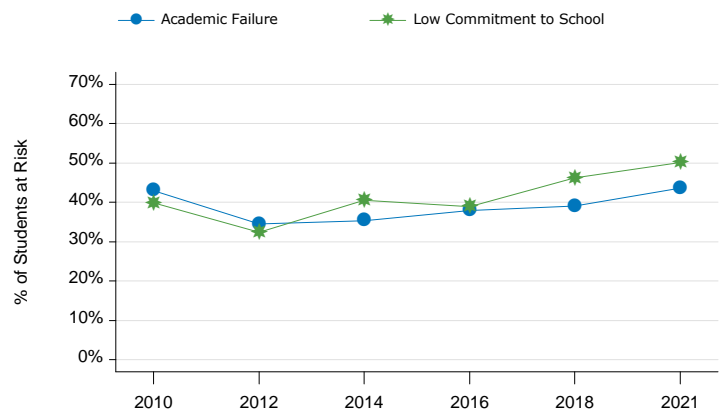
**School Attendance and Transition Grade 6, 2021**



**Academic Failure (RF) All Grades, 2021**



**School Risk Factor 2010-2021, Grade 6**



Prevalence	2010	2012	2014	2016	2018	2021
Academic Failure	43% ±4*	34% ±4*	35% ±4	38% ±4	39% ±4	44% ±5
Low Commitment to School	40% ±4	32% ±4*	41% ±4*	39% ±4	46% ±4*	50% ±5

Prevalence is displayed with 95% confidence intervals (as ± or black bar )  
 \*indicates a significant change from the previous year or a significant difference between state and local results, p<0.05

Year: 2021

Grade: 8

Sex: All

Number of Students Surveyed: 638

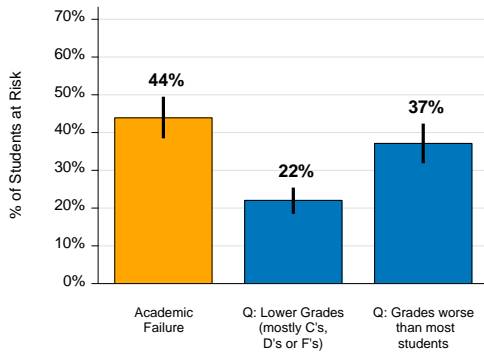
### Background:

- Researchers at the University of Washington (UW) developed a public health model for the prevention of youth substance use and misuse and other behaviors, by identifying risk and protective factors. (J. David Hawkins, 1992)
  - Risk Factor- something that may attribute to a problem.
  - Protective Factor- something that helps to prevent a problem.
- Taking a close look at youth risk and protective factors can help providers select appropriate programming and interventions.

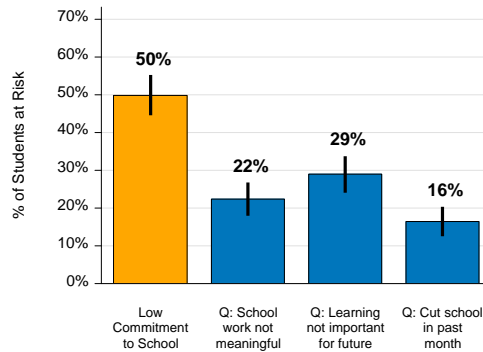
### For More Information:

- Resources for parents on how to connect with their youth; <https://starttalkingnow.org/>
- Resources for schools; <https://www.k12.wa.us/student-success/health-safety/mental-social-behavioral-health>
- Resources about mental health; National Alliance on Mental Health; <https://www.nami.org/Home>
- For local Risk Factor profiles go to [www.dshs.wa.gov/rda/research/Risk.shtm](http://www.dshs.wa.gov/rda/research/Risk.shtm).

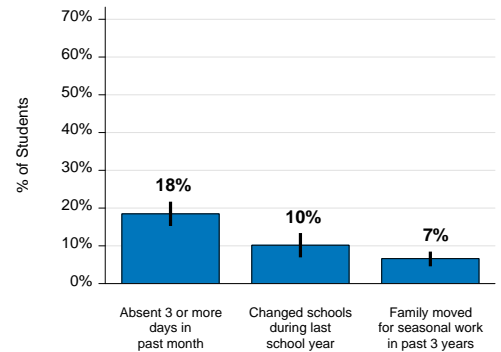
**Risk Factor: Academic Failure with Component Questions (Q:) Grade 8, 2021**



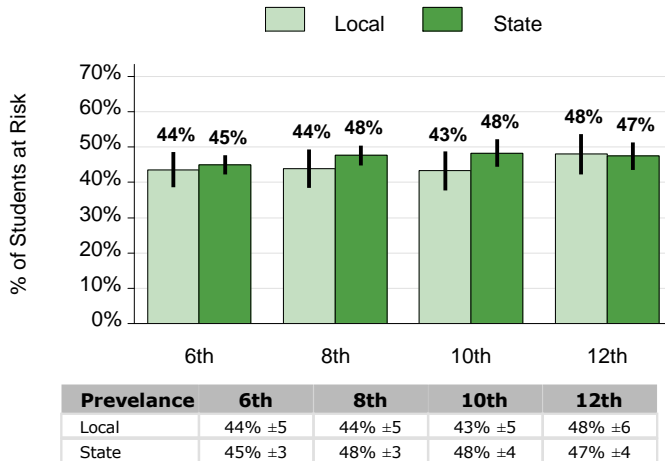
**Risk Factor: Low Commitment to School with Component Questions (Q:) Grade 8, 2021**



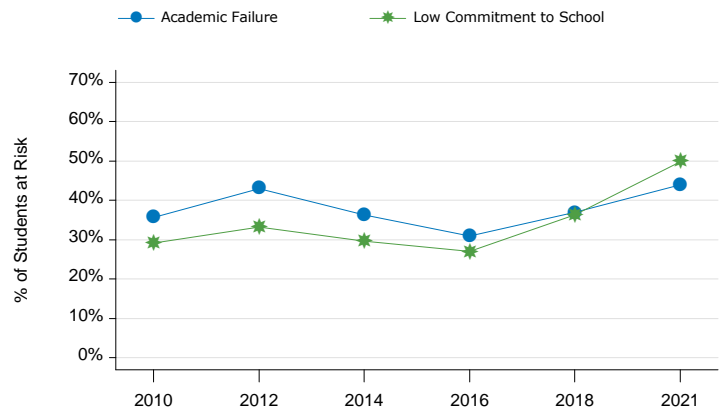
**School Attendance and Transition Grade 8, 2021**



**Academic Failure (RF) All Grades, 2021**



**School Risk Factor 2010-2021, Grade 8**



Prevalence	2010	2012	2014	2016	2018	2021
Academic Failure	36% ±5	43% ±5*	36% ±5	31% ±5	37% ±6	44% ±5
Low Commitment to School	29% ±5	33% ±5	30% ±5	27% ±5	36% ±6*	50% ±5*

Prevalence is displayed with 95% confidence intervals (as ± or black bar )  
 \*indicates a significant change from the previous year or a significant difference between state and local results, p<0.05