

Year: 2021

Grade: 10

Sex: All

Number of Students Surveyed: 693

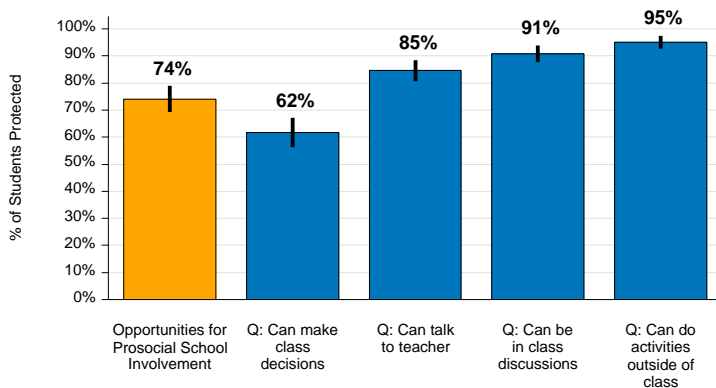
Background:

- Researchers at the University of Washington (UW) developed a public health model for the prevention of youth substance use and misuse and other behaviors, by identifying risk and protective factors. (J. David Hawkins, 1992)
 - Risk Factor- something that may attribute to a problem.
 - Protective Factor- something that helps to prevent a problem.
- Taking a close look at youth risk and protective factors can help providers select appropriate programming and interventions.

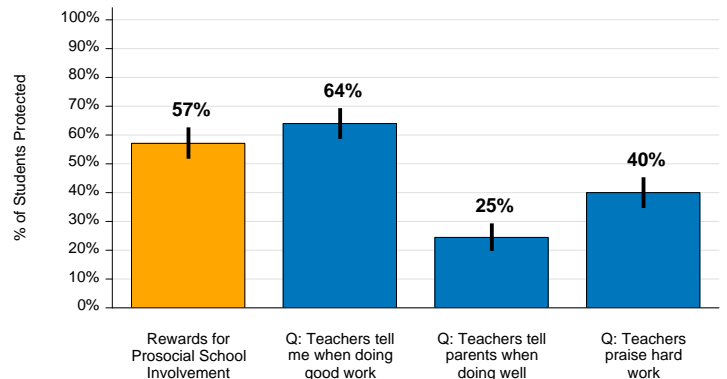
For More Information:

- Resources for parents on how to connect with their youth; <https://starttalkingnow.org/>
- Resources for schools; <https://www.k12.wa.us/student-success/health-safety/mental-social-behavioral-health>
- Resources about mental health; National Alliance on Mental Health; <https://www.nami.org/Home>
- For local Risk Factor profiles go to www.dshs.wa.gov/rda/research/Risk.shtm.

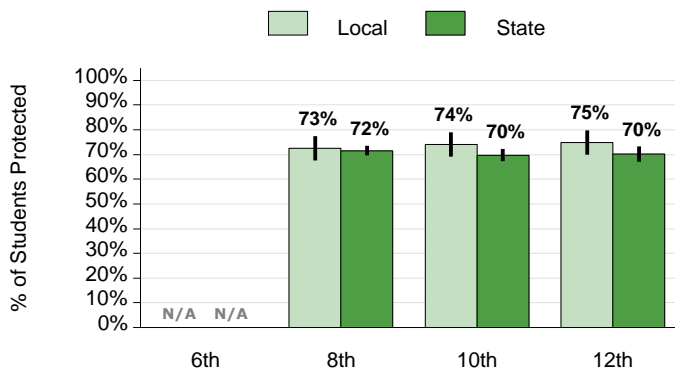
Protective Factor: Opportunities for Prosocial School Involvement with Component Questions (Q:) Grade 10, 2021



Protective Factor: Rewards for Prosocial School Involvement with Component Questions (Q:) Grade 10, 2021

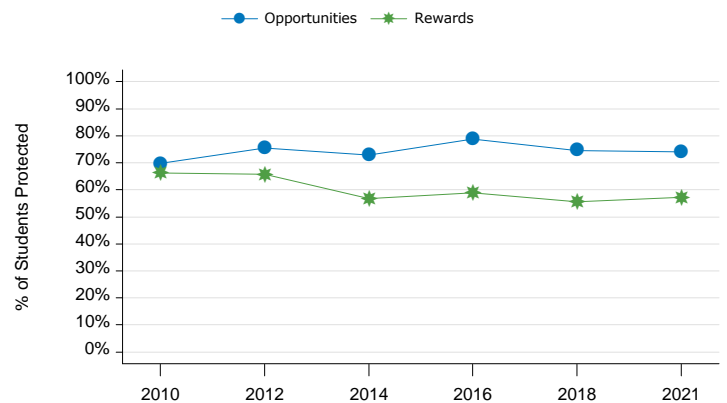


Protective Factor: Opportunities for Prosocial Involvement Compared to the State, All Grades, 2021



Prevalence	6th	8th	10th	12th
Local	N/A	73% ±5	74% ±5	75% ±5
State	N/A	72% ±2	70% ±2	70% ±3

School Protective Factor 2010-2021, Grade 10



Prevalence	2010	2012	2014	2016	2018	2021
Opportunities	70% ±5*	75% ±4	73% ±5	79% ±4	75% ±5	74% ±5
Rewards	66% ±5	66% ±5	57% ±5*	59% ±5	56% ±5	57% ±5

Prevalence is displayed with 95% confidence intervals (as ± or black bar)
 *indicates a significant change from the previous year or a significant difference between state and local results, p<0.05

Year: 2021

Grade: 12

Sex: All

Number of Students Surveyed: 630

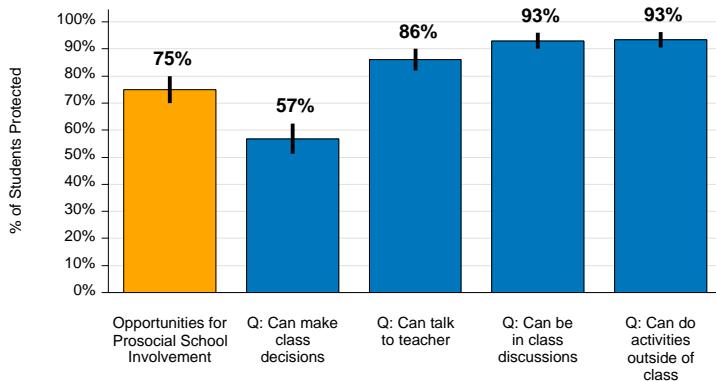
Background:

- Researchers at the University of Washington (UW) developed a public health model for the prevention of youth substance use and misuse and other behaviors, by identifying risk and protective factors. (J. David Hawkins, 1992)
 - Risk Factor- something that may attribute to a problem.
 - Protective Factor- something that helps to prevent a problem.
- Taking a close look at youth risk and protective factors can help providers select appropriate programming and interventions.

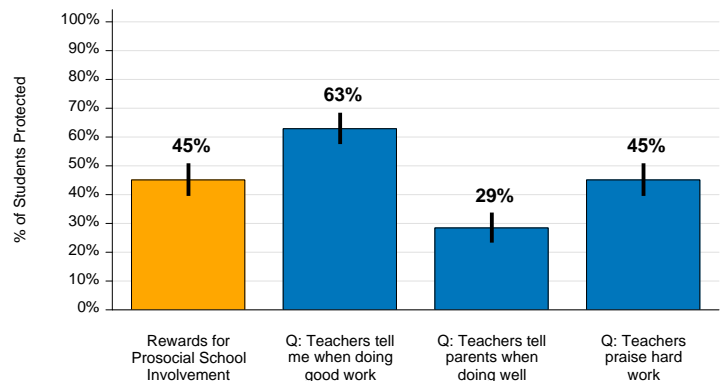
For More Information:

- Resources for parents on how to connect with their youth; <https://starttalkingnow.org/>
- Resources for schools; <https://www.k12.wa.us/student-success/health-safety/mental-social-behavioral-health>
- Resources about mental health; National Alliance on Mental Health; <https://www.nami.org/Home>
- For local Risk Factor profiles go to www.dshs.wa.gov/rda/research/Risk.shtm.

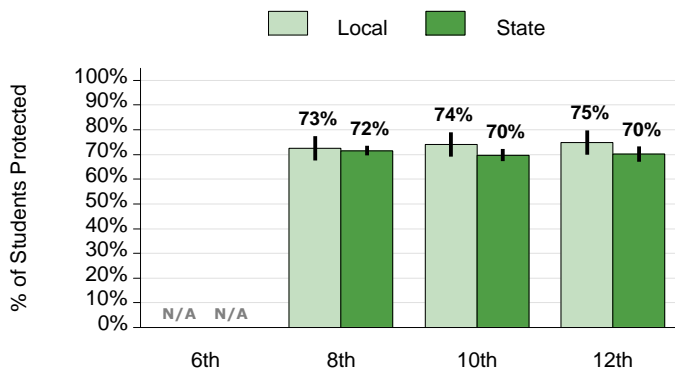
Protective Factor: Opportunities for Prosocial School Involvement with Component Questions (Q:) Grade 12, 2021



Protective Factor: Rewards for Prosocial School Involvement with Component Questions (Q:) Grade 12, 2021

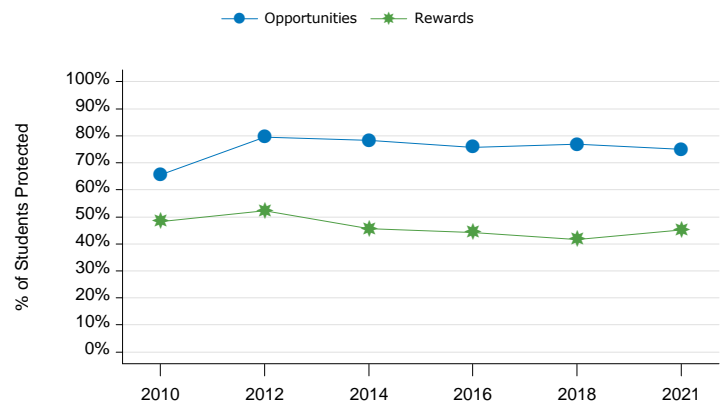


Protective Factor: Opportunities for Prosocial Involvement Compared to the State, All Grades, 2021



Prevalence	6th	8th	10th	12th
Local	N/A	73% ±5	74% ±5	75% ±5
State	N/A	72% ±2	70% ±2	70% ±3

School Protective Factor 2010-2021, Grade 12



Prevalence	2010	2012	2014	2016	2018	2021
Opportunities	66% ±5*	80% ±5*	78% ±5	76% ±5	77% ±5	75% ±5
Rewards	48% ±5	52% ±6	46% ±6	44% ±6	42% ±5	45% ±6

Prevalence is displayed with 95% confidence intervals (as ± or black bar)
 *indicates a significant change from the previous year or a significant difference between state and local results, p<0.05

Year: 2021

Grade: 6

Sex: All

Number of Students Surveyed: 481

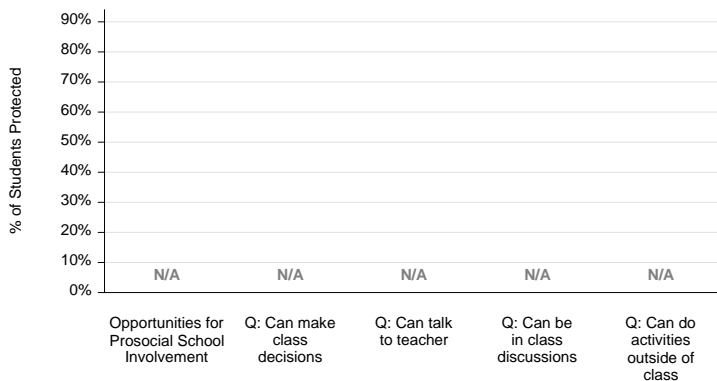
Background:

- Researchers at the University of Washington (UW) developed a public health model for the prevention of youth substance use and misuse and other behaviors, by identifying risk and protective factors. (J. David Hawkins, 1992)
 - Risk Factor- something that may attribute to a problem.
 - Protective Factor- something that helps to prevent a problem.
- Taking a close look at youth risk and protective factors can help providers select appropriate programming and interventions.

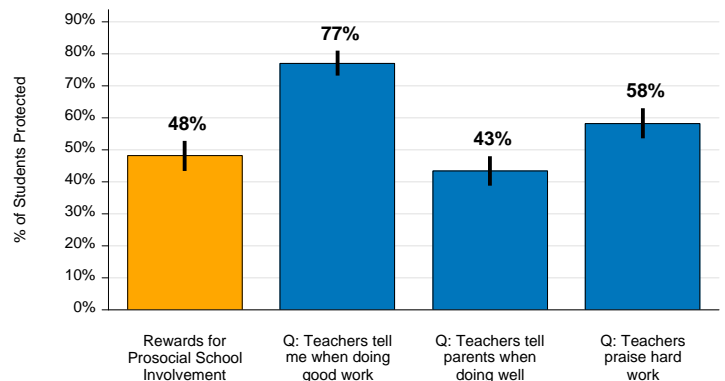
For More Information:

- Resources for parents on how to connect with their youth; <https://starttalkingnow.org/>
- Resources for schools; <https://www.k12.wa.us/student-success/health-safety/mental-social-behavioral-health>
- Resources about mental health; National Alliance on Mental Health; <https://www.nami.org/Home>
- For local Risk Factor profiles go to www.dshs.wa.gov/rda/research/Risk.shtm.

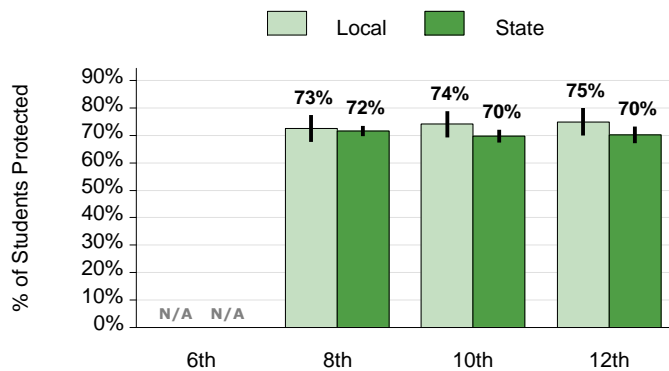
Protective Factor: Opportunities for Prosocial School Involvement with Component Questions (Q:) Grade 6, 2021



Protective Factor: Rewards for Prosocial School Involvement with Component Questions (Q:) Grade 6, 2021

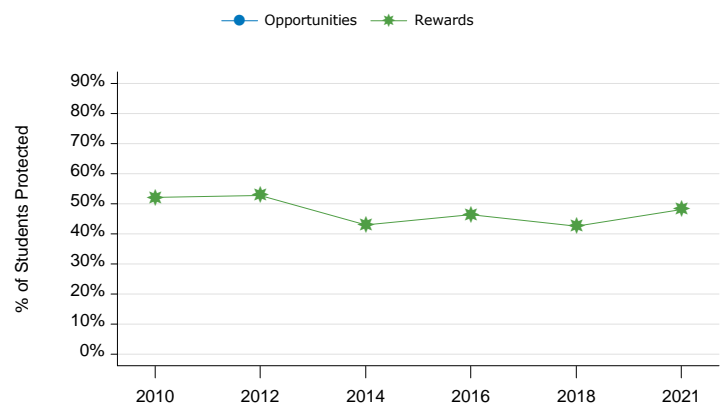


Protective Factor: Opportunities for Prosocial Involvement Compared to the State, All Grades, 2021



Prevalence	6th	8th	10th	12th
Local	N/A	73% ±5	74% ±5	75% ±5
State	N/A	72% ±2	70% ±2	70% ±3

School Protective Factor 2010-2021, Grade 6



Prevalence	2010	2012	2014	2016	2018	2021
Opportunities	N/A	N/A	N/A	N/A	N/A	N/A
Rewards	52% ±4	53% ±4	43% ±4*	46% ±4	43% ±4	48% ±5

Prevalence is displayed with 95% confidence intervals (as ± or black bar)
 *indicates a significant change from the previous year or a significant difference between state and local results, p<0.05

Year: 2021

Grade: 8

Sex: All

Number of Students Surveyed: 638

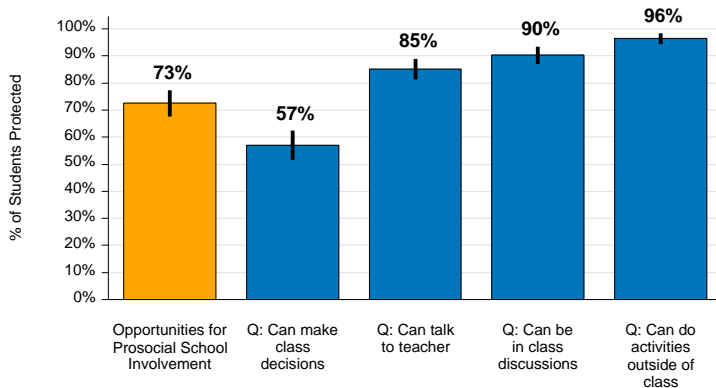
Background:

- Researchers at the University of Washington (UW) developed a public health model for the prevention of youth substance use and misuse and other behaviors, by identifying risk and protective factors. (J. David Hawkins, 1992)
 - Risk Factor- something that may attribute to a problem.
 - Protective Factor- something that helps to prevent a problem.
- Taking a close look at youth risk and protective factors can help providers select appropriate programming and interventions.

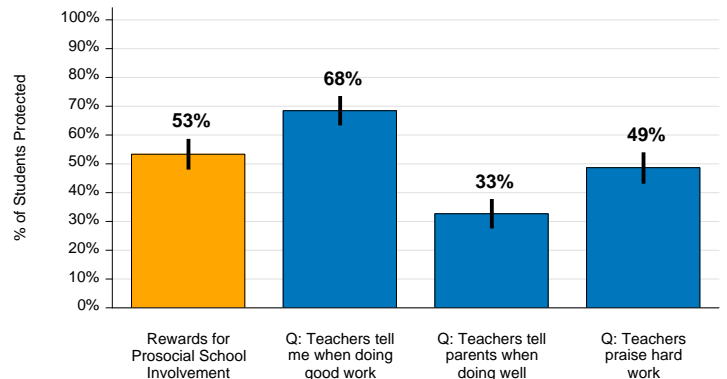
For More Information:

- Resources for parents on how to connect with their youth; <https://starttalkingnow.org/>
- Resources for schools; <https://www.k12.wa.us/student-success/health-safety/mental-social-behavioral-health>
- Resources about mental health; National Alliance on Mental Health; <https://www.nami.org/Home>
- For local Risk Factor profiles go to www.dshs.wa.gov/rda/research/Risk.shtm.

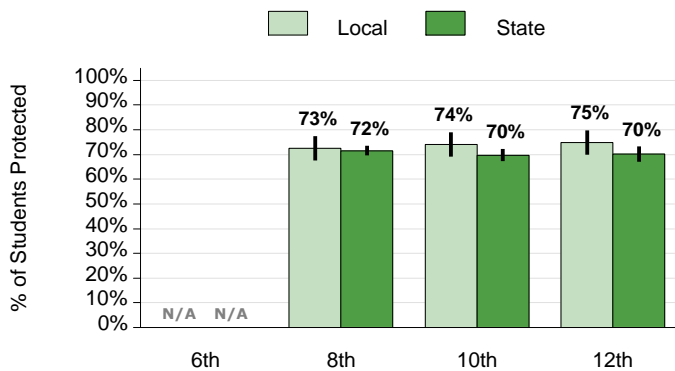
Protective Factor: Opportunities for Prosocial School Involvement with Component Questions (Q:) Grade 8, 2021



Protective Factor: Rewards for Prosocial School Involvement with Component Questions (Q:) Grade 8, 2021

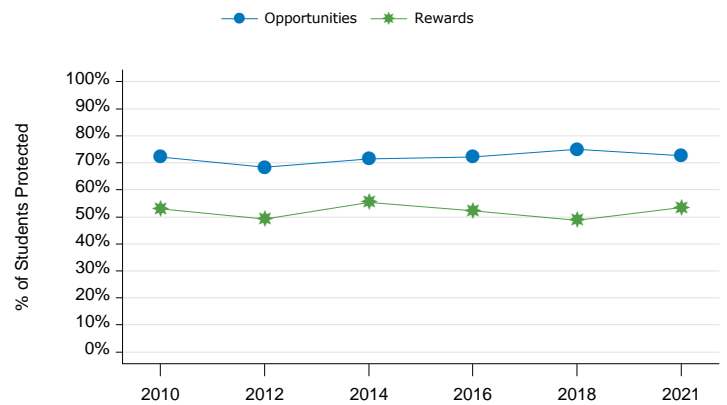


Protective Factor: Opportunities for Prosocial Involvement Compared to the State, All Grades, 2021



Prevalence	6th	8th	10th	12th
Local	N/A	73% ±5	74% ±5	75% ±5
State	N/A	72% ±2	70% ±2	70% ±3

School Protective Factor 2010-2021, Grade 8



Prevalence	2010	2012	2014	2016	2018	2021
Opportunities	72% ±5*	68% ±5	71% ±5	72% ±5	75% ±5	73% ±5
Rewards	53% ±5*	49% ±5	55% ±6	52% ±5	49% ±6	53% ±5

Prevalence is displayed with 95% confidence intervals (as ± or black bar)
 *indicates a significant change from the previous year or a significant difference between state and local results, p<0.05