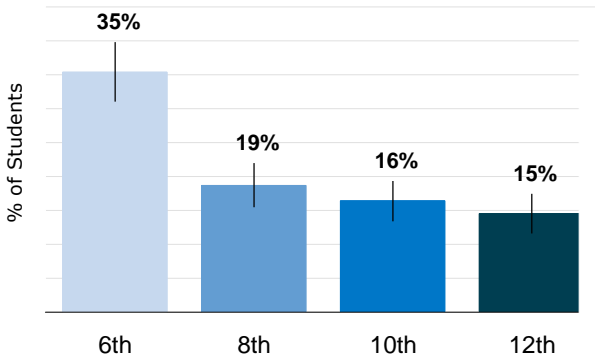


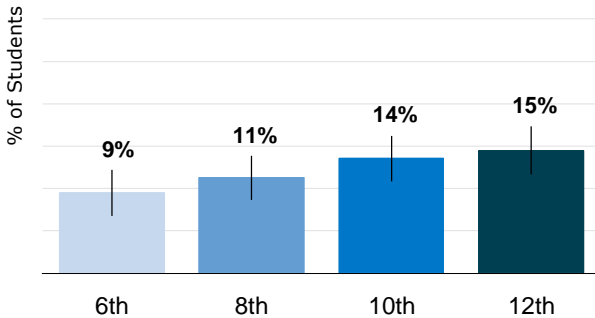
**Bullied at school\*...**

Students who report they were bullied at school in the past month



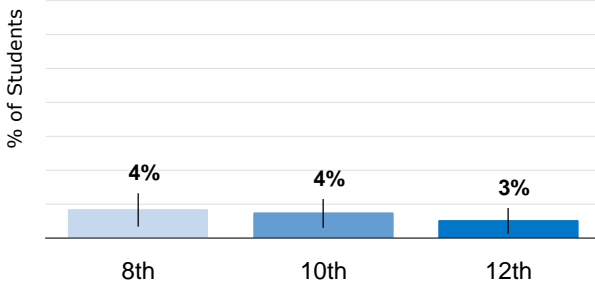
**Not feeling safe...**

Students who report they did not feel safe at school



**Missing school due to safety...**

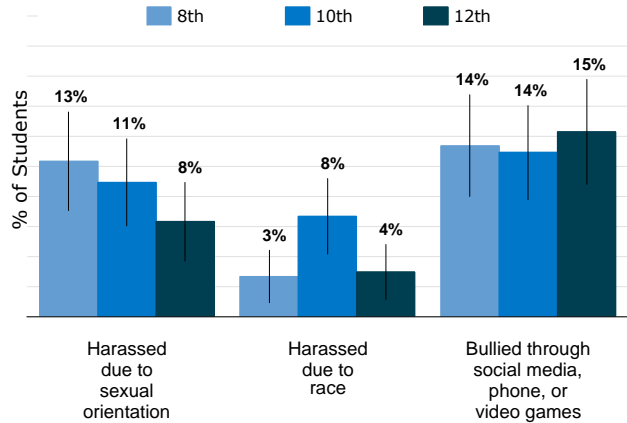
Students who report not going to school because they did not feel safe



For more results from the 2021 Healthy Youth Survey, please visit [www.AskHYS.net](http://www.AskHYS.net)

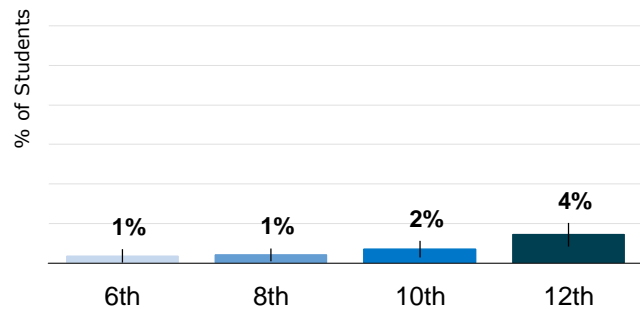
**Harassment...**

Students who report being harassed or bullied at school due to their perceived sexual orientation or race or by a computer or cell phone in the past month



**Weapon carrying...**

Students who report they carried a weapon on school property in the past month



**For more information about bullying prevention and school safety, visit:**

- Office of Superintendent of Public Instruction's School Safety Center: [www.k12.wa.us/safetycenter](http://www.k12.wa.us/safetycenter)

The data in these charts are based on the Healthy Youth Survey conducted in fall 2021. In Snohomish School District, 481 6th graders, 638 8th graders, 693 10th graders and 630 12th graders completed the survey.

\*Bullying is defined as when one or more students threaten, spread rumors about, hit, shove, or otherwise hurt another student over and over again. It is not bullying when two students of about the same strength or power argue or fight or tease each other in a friendly way.

Prevalence is displayed with 95% confidence intervals (as black bars |). "U" indicates data is unavailable, because of too few surveys completed, questions not asked, or other reasons.