



Snohomish School District




Grades 6-12
Fall 2022-2023



Report created by
Panorama Education



Summary

Topic Description	Results	Benchmark
<p>Diversity and Inclusion</p> <p>How diverse, integrated, and fair school is for students from different races, ethnicities, or cultures</p>	<p>74%</p> <p>▲ 8</p> <p>since last survey</p>	 <p>40th - 59th percentile compared to others nationally</p>
<p>School Safety</p> <p>Perceptions of student physical and psychological safety at school.</p>	<p>71%</p> <p>▲ 11</p> <p>since last survey</p>	 <p>80th - 99th percentile compared to others nationally</p>
<p>Sense of Belonging</p> <p>How much students feel that they are valued members of the school community.</p>	<p>41%</p> <p>▲ 6</p> <p>since last survey</p>	 <p>0th - 19th percentile compared to others nationally</p>

3,864 responses



Diversity and Inclusion

Your average

74%

3,864 responses

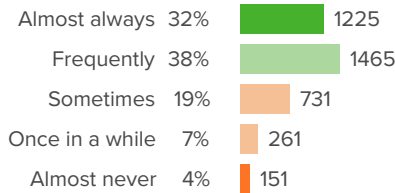
Change

▲ 8

since last survey

How did people respond?

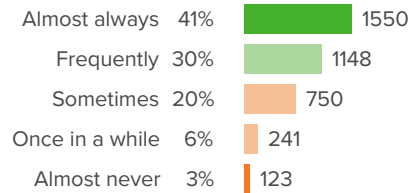
Q.1: How often do you spend time at school with students from different races, ethnicities, or cultures?



▲ 6 from last survey

Favorable: **70%**

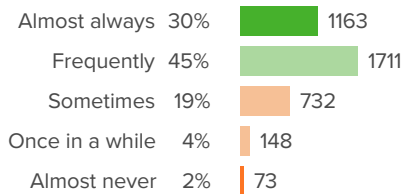
Q.2: How often do you have classes with students from different racial, ethnic, or cultural backgrounds?



▲ 8 from last survey

Favorable: **71%**

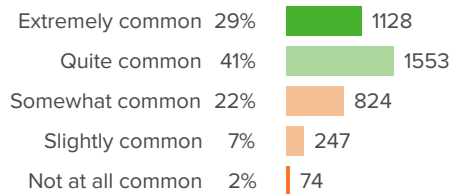
Q.3: At your school, how often do students from different races, ethnicities, or cultures hang out with each other?



▲ 8 from last survey

Favorable: **75%**

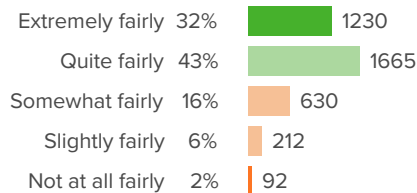
Q.4: At your school, how common is it for students to have close friends from different racial, ethnic, or cultural backgrounds?



▲ 8 from last survey

Favorable: **70%**

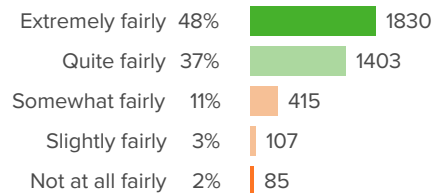
Q.5: How fairly do students at your school treat people from different races, ethnicities, or cultures?



▲ 11 from last survey

Favorable: **76%**

Q.6: How fairly do adults at your school treat people from different races, ethnicities, or cultures?



▲ 8 from last survey

Favorable: **84%**



School Safety

Your average

71%

3,864 responses

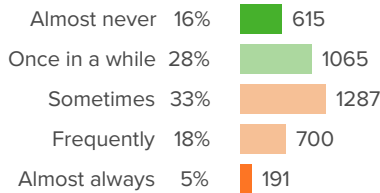
Change

▲ 11

since last survey

How did people respond?

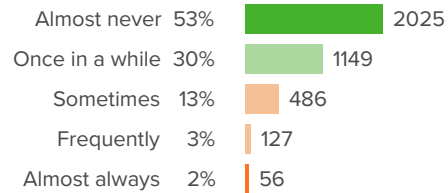
Q.1: How often are people disrespectful to others at your school?



▲ 9 from last survey

Favorable: **44%**

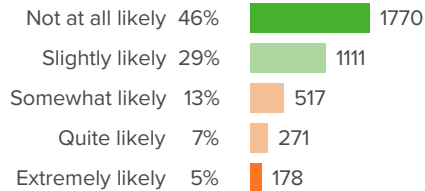
Q.2: How often do students get into physical fights at your school?



▲ 19 from last survey

Favorable: **83%**

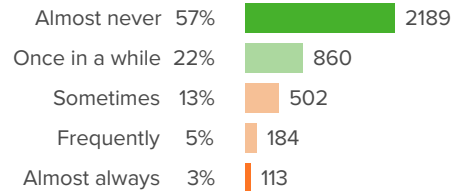
Q.3: How likely is it that someone from your school will bully you online?



▲ 9 from last survey

Favorable: **75%**

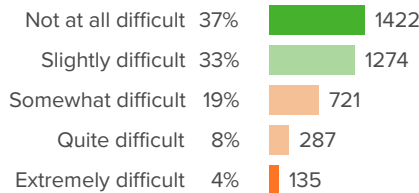
Q.4: How often do you worry about violence at your school?



▲ 13 from last survey

Favorable: **79%**

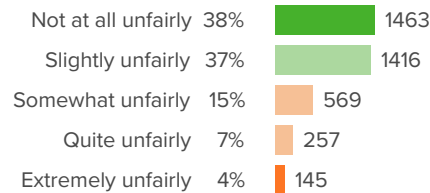
Q.5: If a student is bullied in school, how difficult is it for him/her to get help from an adult?



▲ 11 from last survey

Favorable: **70%**

Q.6: At your school, how unfairly do the adults treat the students?



▲ 7 from last survey

Favorable: **75%**



Sense of Belonging

Your average

41%

3,864 responses

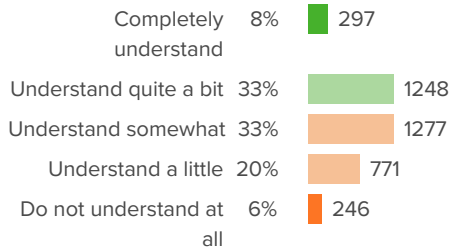
Change

▲ 6

since last survey

How did people respond?

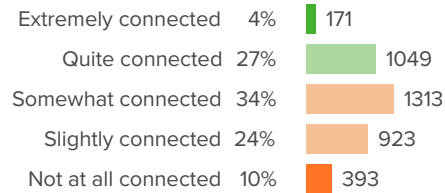
Q.1: How well do people at your school understand you as a person?



▲ 8 from last survey

Favorable: **40%**

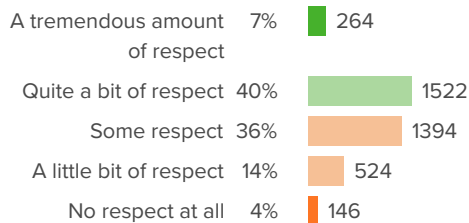
Q.2: How connected do you feel to the adults at your school?



▲ 2 from last survey

Favorable: **32%**

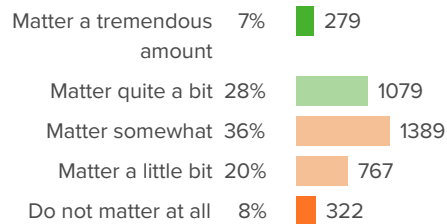
Q.3: How much respect do students in your school show you?



▲ 5 from last survey

Favorable: **46%**

Q.4: How much do you matter to others at this school?

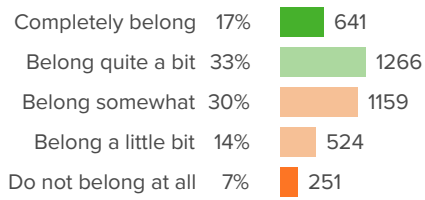


▲ 3 from last survey

Favorable: **35%**



Q.5: Overall, how much do you feel like you belong at your school?



▲ 8 from last survey

Favorable: **50%**