



# Snohomish School District





Grades 3-5  
Fall 2022-2023



Report created by  
Panorama Education



# Summary

Topic Description	Results	Benchmark
<p><b>Rigorous Expectations</b></p> <p>How much students feel that their teachers hold them to high expectations around effort, understanding, persistence, and performance in class.</p>	<p><b>79%</b></p> <p>▼ 2</p> <p>since last survey</p>	 <p>60th - 79th percentile compared to others nationally</p>
<p><b>School Climate</b></p> <p>Perceptions of the overall social and learning climate of the school.</p>	<p><b>70%</b></p> <p>▲ 4</p> <p>since last survey</p>	 <p>60th - 79th percentile compared to others nationally</p>
<p><b>School Safety</b></p> <p>Perceptions of student physical and psychological safety at school.</p>	<p><b>74%</b></p> <p>▲ 7</p> <p>since last survey</p>	 <p>80th - 99th percentile compared to others nationally</p>
<p><b>Sense of Belonging</b></p> <p>How much students feel that they are valued members of the school community.</p>	<p><b>71%</b></p> <p>▲ 5</p> <p>since last survey</p>	 <p>80th - 99th percentile compared to others nationally</p>

1,512 responses



# Rigorous Expectations

Your average

**79%**

1,512 responses

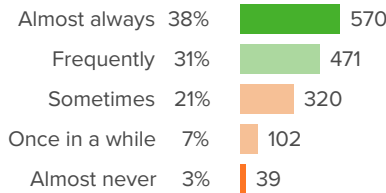
Change

**▼ 2**

since last survey

## How did people respond?

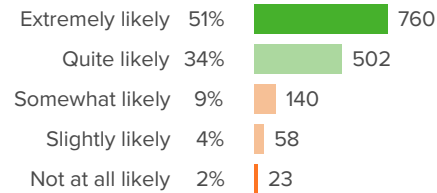
### Q.1: How often does your teacher make you explain your answers?



▼ 6 from last survey

Favorable: **69%**

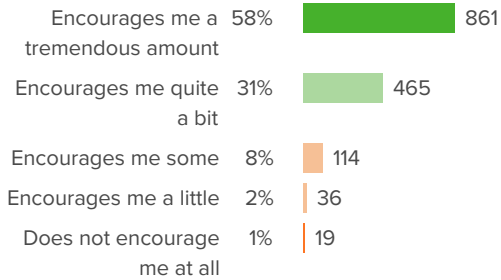
### Q.2: When you feel like giving up, how likely is it that your teacher will make you keep trying?



▲ 0 from last survey

Favorable: **85%**

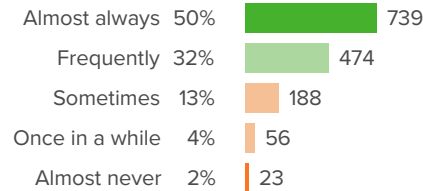
### Q.3: How much does your teacher encourage you to do your best?



▲ 1 from last survey

Favorable: **89%**

### Q.4: How often does your teacher take time to make sure you understand the material?

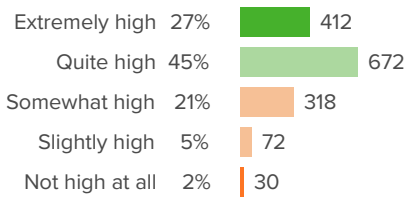


▼ 2 from last survey

Favorable: **82%**



**Q.5: Overall, how high are your teacher's expectations of you?**



▲ 0 from last survey

Favorable: **72%**



# School Climate

Your average

# 70%

1,512 responses

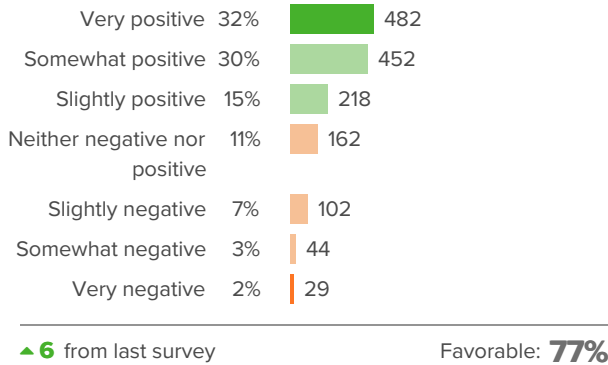
Change

# ▲ 4

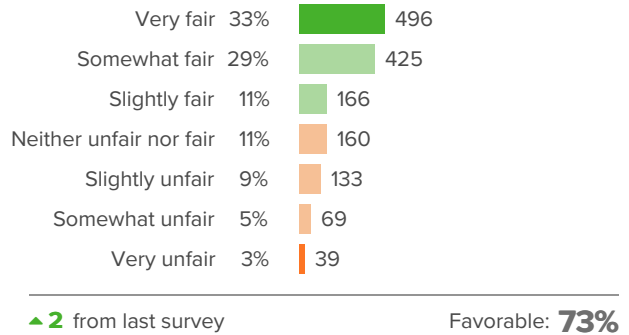
since last survey

## How did people respond?

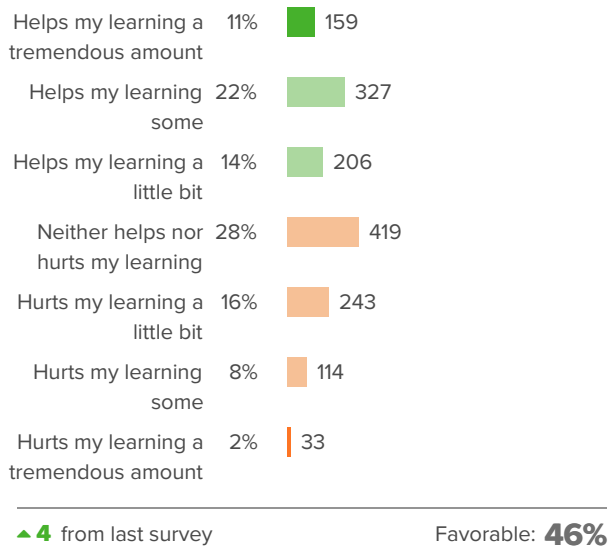
### Q.1: How positive or negative is the energy of the school?



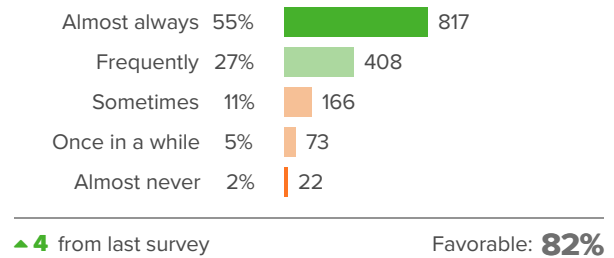
### Q.2: How fair or unfair are the rules for the students at this school?



### Q.3: At your school, how much does the behavior of other students hurt or help your learning?



### Q.4: How often do your teachers seem excited to be teaching your classes?





# School Safety

Your average

# 74%

1,512 responses

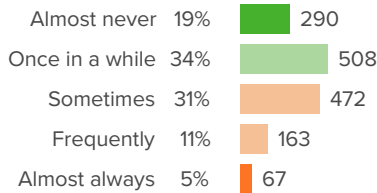
Change

# ▲ 7

since last survey

## How did people respond?

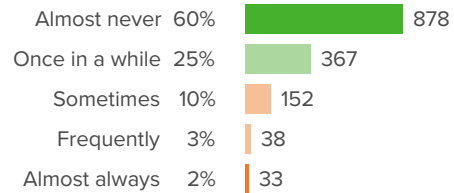
### Q.1: How often are people disrespectful to others at your school?



▲ 11 from last survey

Favorable: **53%**

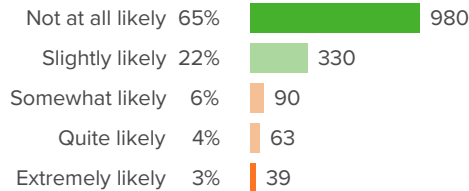
### Q.2: How often do students get into physical fights at your school?



▲ 5 from last survey

Favorable: **85%**

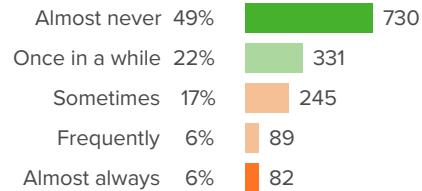
### Q.3: How likely is it that someone from your school will bully you online?



▲ 7 from last survey

Favorable: **87%**

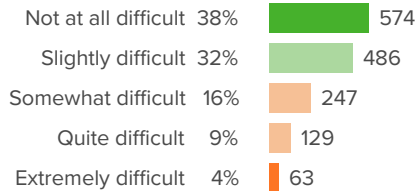
### Q.4: How often do you worry about violence at your school?



▲ 6 from last survey

Favorable: **72%**

### Q.5: If a student is bullied in school, how difficult is it for him/her to get help from an adult?



▲ 3 from last survey

Favorable: **71%**



# Sense of Belonging

Your average

**71%**

1,512 responses

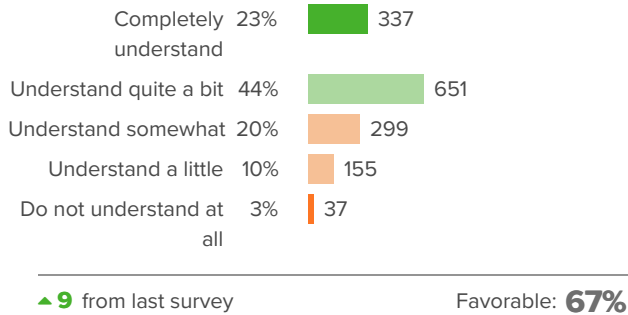
Change

**▲ 5**

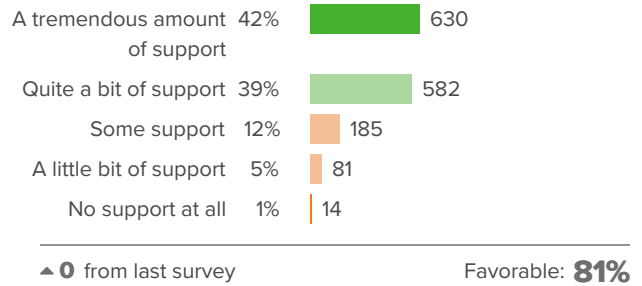
since last survey

## How did people respond?

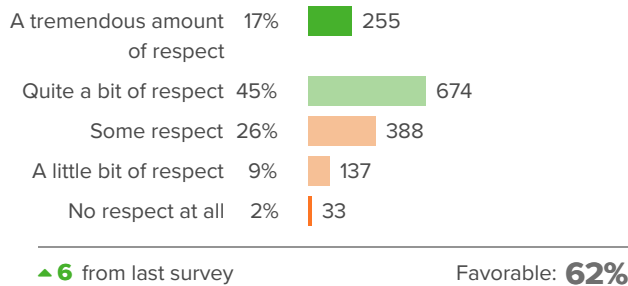
### Q.1: How well do people at your school understand you as a person?



### Q.2: How much support do the adults at your school give you?



### Q.3: How much respect do students at your school show you?



### Q.4: Overall, how much do you feel like you belong at your school?

