

ORANGE COUNTY
BOARD OF EDUCATION

AGENDA ITEM ABSTRACT

Meeting Date: September 23, 2013

AGENDA ITEM No. 13-09-(2)-14

ACTION ITEM: (Y/N) N

SUBJECT: SAT/ACT Test Results - 2013

INFO. CONTACT Dr. Denise Morton / Dr. Mary Calhoun PHONE: 919-732-8126

ATTACHMENTS: 1. 2013 SAT/ACT Test Results Power Point

PURPOSE: To provide the Orange County Board of Education the annual report on the SAT and ACT results as well as a five year analysis of student performance on both of these college entrance exam measures.

BACKGROUND: The results of these tests were released in August (ACT) and September (SAT) this year. The 2013 ACT and SAT results show that the school district's composite scores remain above both the state and national averages.

2013 SAT Results:

The District SAT composite score of 1038 was well above the state (1001) and the national (1010) averages. Orange High School showed a decrease in their Composite score from 1011 in 2011-12 to 1001 in 2012-13. Cedar Ridge also showed a decrease in their Composite score from 1085 in 2011-12 to 1077 in 2012-13. Both high schools offer an SAT preparatory class as an elective. Students from both high schools are able to access a web-based software program (Study Island) to assist in their preparation for the SAT/ACT.

2013 ACT Results:

The District Composite score of 19.4 on the graduating seniors report of the ACT was above the state score of 18.7. Orange High School showed a decrease on the Composite score from 23.3 in 2011-12 to 18.4 in 2012-13. Cedar Ridge showed an increase in their Composite score from 20.6 in 2011-12 to 20.7 in 2012-13.

2013 Statewide ACT Administration:

This is the second year that all juniors participated in the ACT exam. Results from the state analysis by district for 11th graders showed Orange County Schools ranking 13th in the state for percentage of students meeting benchmark percents on a total of 4 subgroups (English, Reading, Math and Science). The school district continues to offer support to help students prepare for college admissions tests.

FINANCIAL IMPACT:

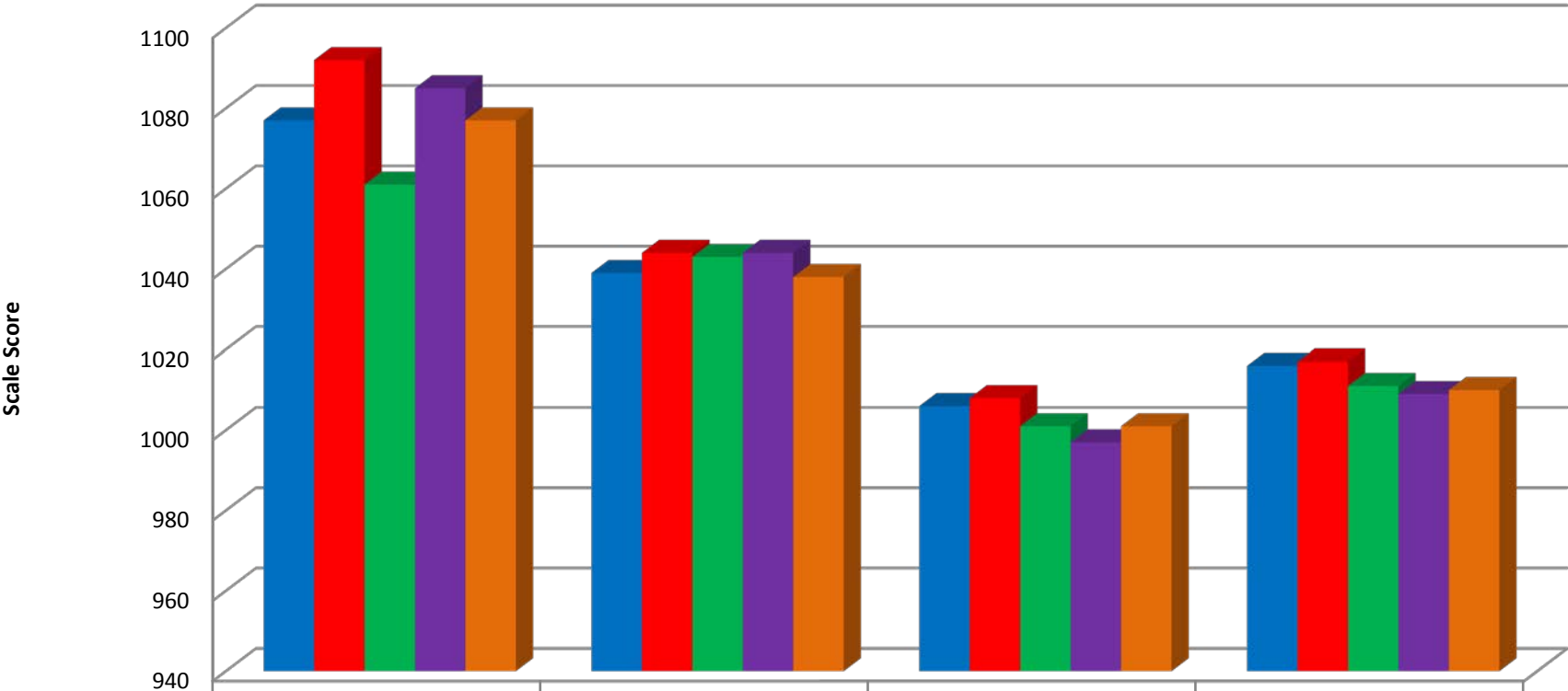
A prorated amount of \$7,000 (a portion of the Study Island software costs) were spent to provide support for SAT/ACT preparation for both high schools.

RECOMMENDATION: The Superintendent recommends that the Board of Education receive the 2013 SAT/ACT test results for information.

2013 SAT/ACT Test Results

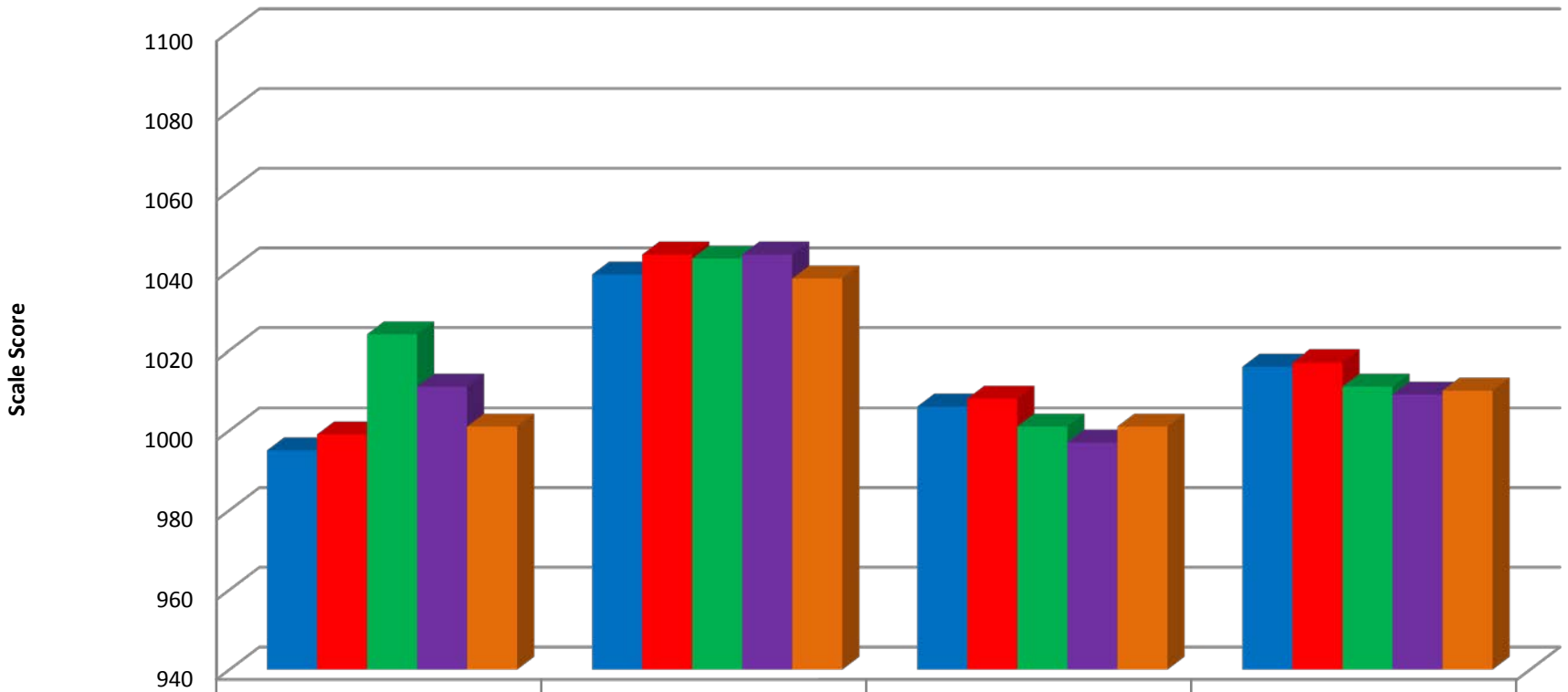
Presented to
Orange County Board of Education
September 23, 2013

Orange County Schools Cedar Ridge High School SAT Scores - Composite 2008-09 to 2012-13



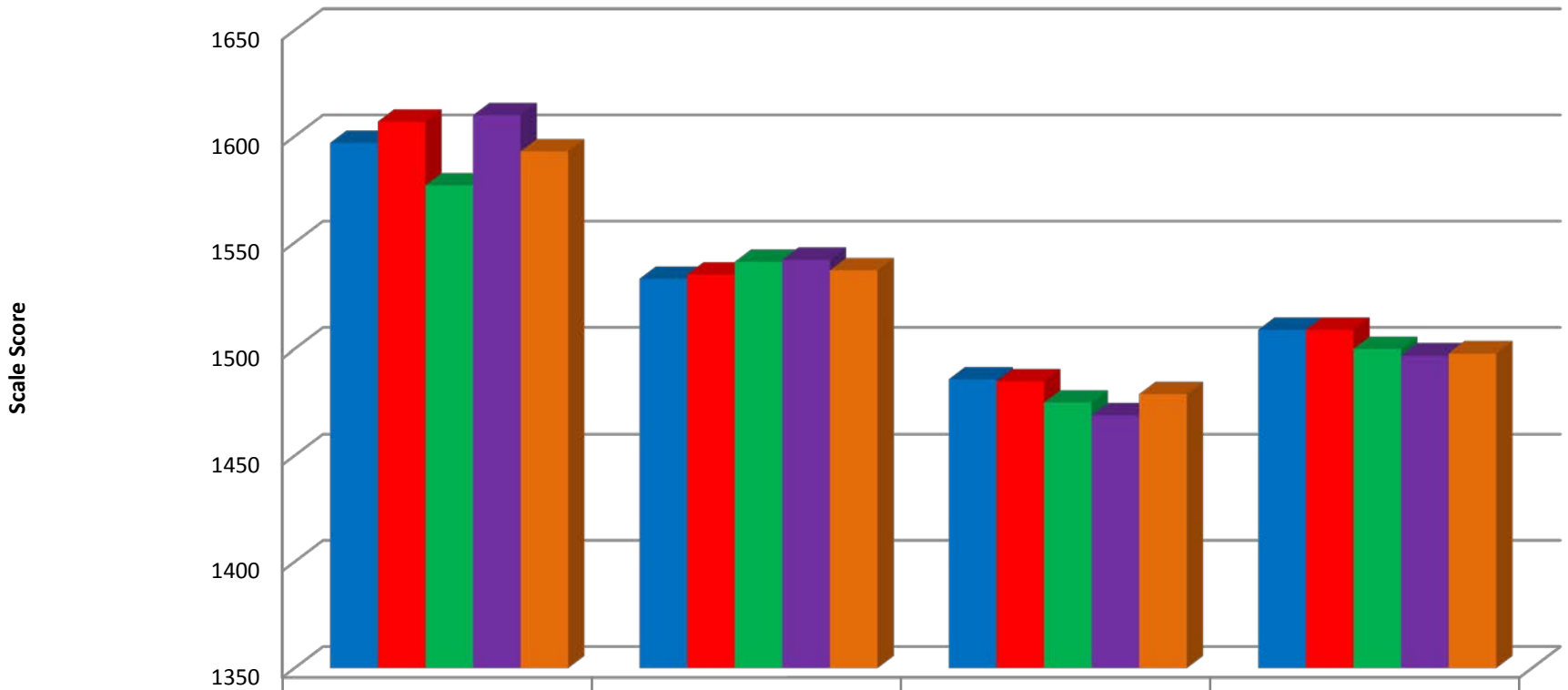
	Cedar Ridge	District	North Carolina	United States
Composite 08-09	1077	1039	1006	1016
Composite 09-10	1092	1044	1008	1017
Composite 10-11	1061	1043	1001	1011
Composite 11-12	1085	1044	997	1009
Composite 12-13	1077	1038	1001	1010

Orange County Schools Orange High School SAT Scores - Composite 2008-09 to 2012-13



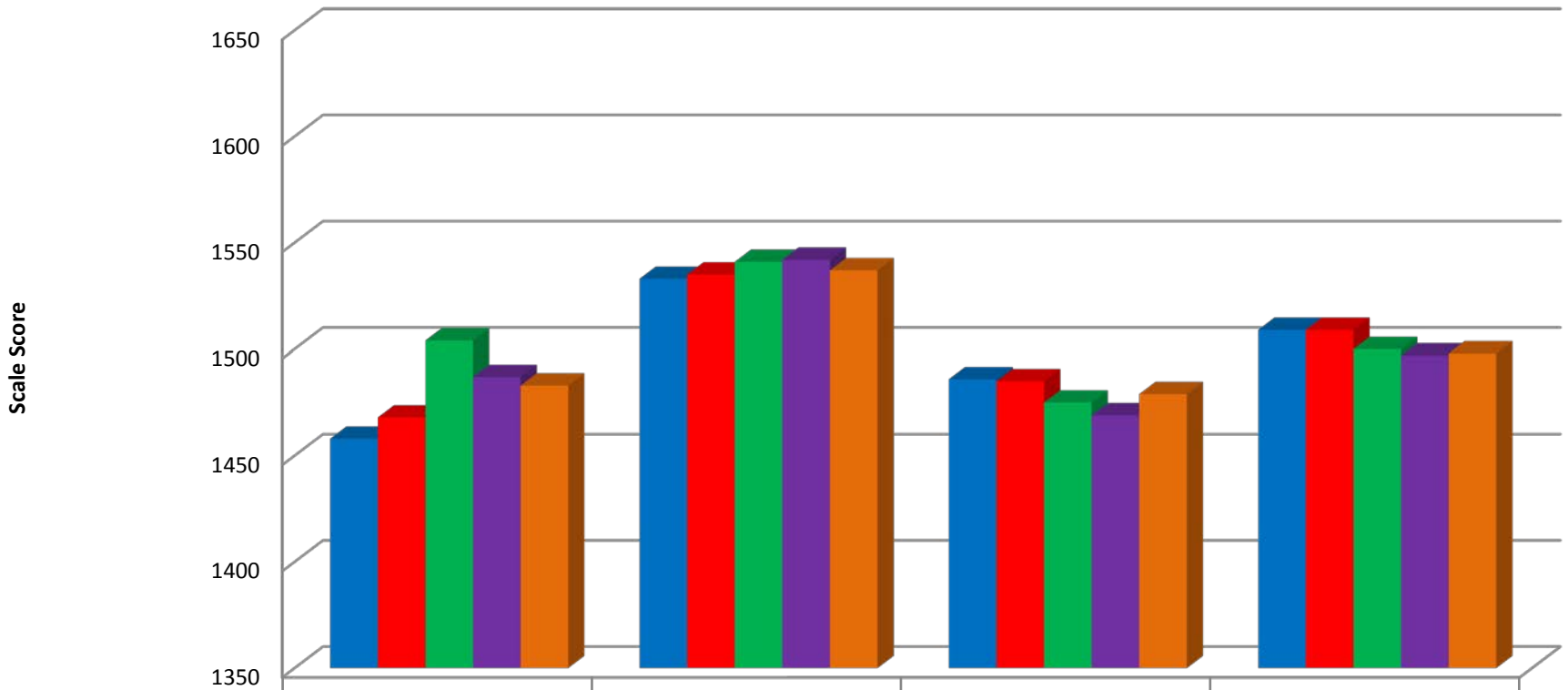
	Orange High	District	North Carolina	United States
Composite 08-09	995	1039	1006	1016
Composite 09-10	999	1044	1008	1017
Composite 10-11	1024	1043	1001	1011
Composite 11-12	1011	1044	997	1009
Composite 12-13	1001	1038	1001	1010

Orange County Schools Cedar Ridge High School SAT Scores - Grand Composite 2008-09 to 2012-13



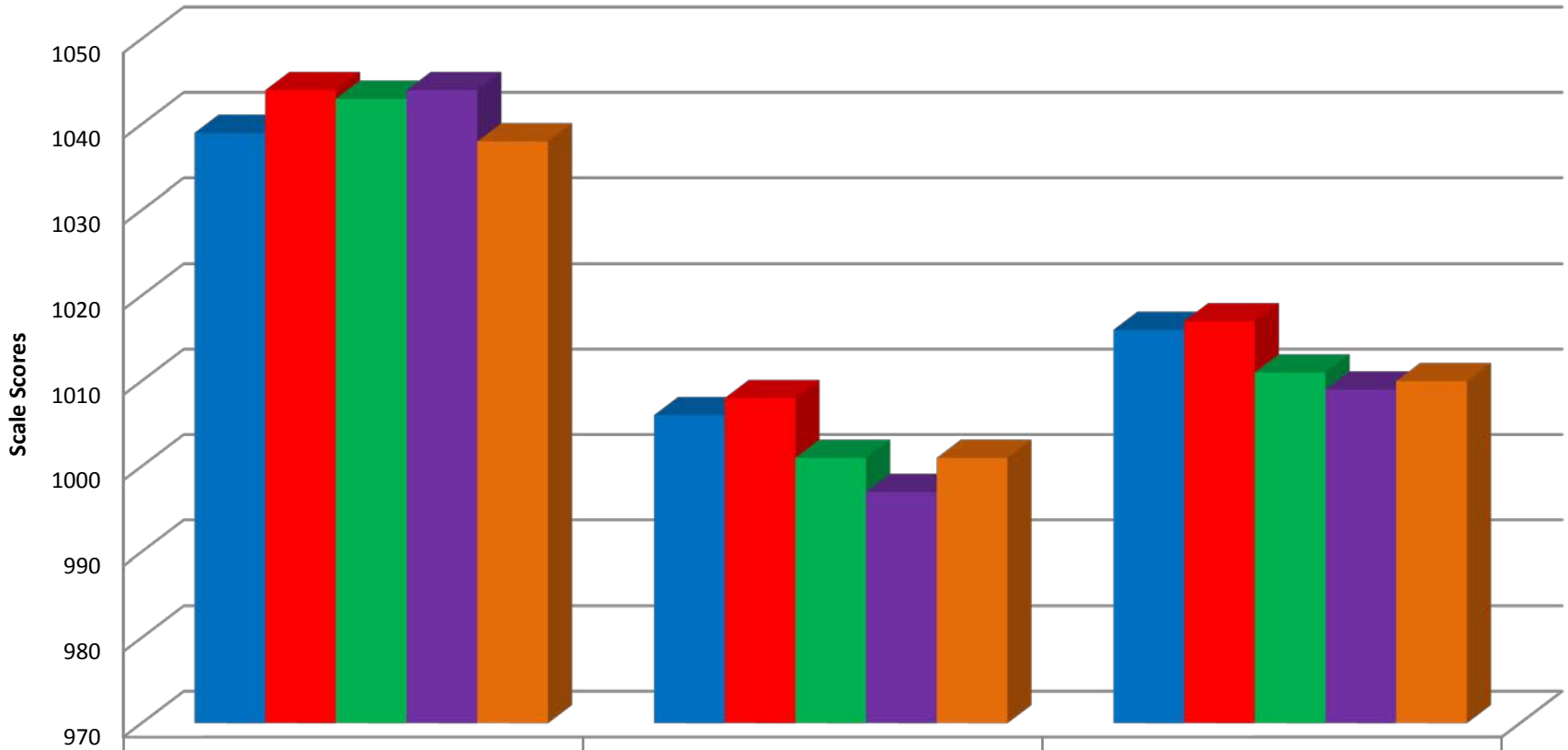
	Cedar Ridge	District	North Carolina	United States
Grand Composite 08-09	1597	1533	1486	1509
Grand Composite 09-10	1607	1535	1485	1509
Grand Composite 10-11	1577	1541	1475	1500
Grand Composite 11-12	1610	1542	1469	1497
Grand Composite 12-13	1593	1537	1479	1498

Orange County Schools Orange High School SAT Scores - Grand Composite 2008-09 to 2012-13



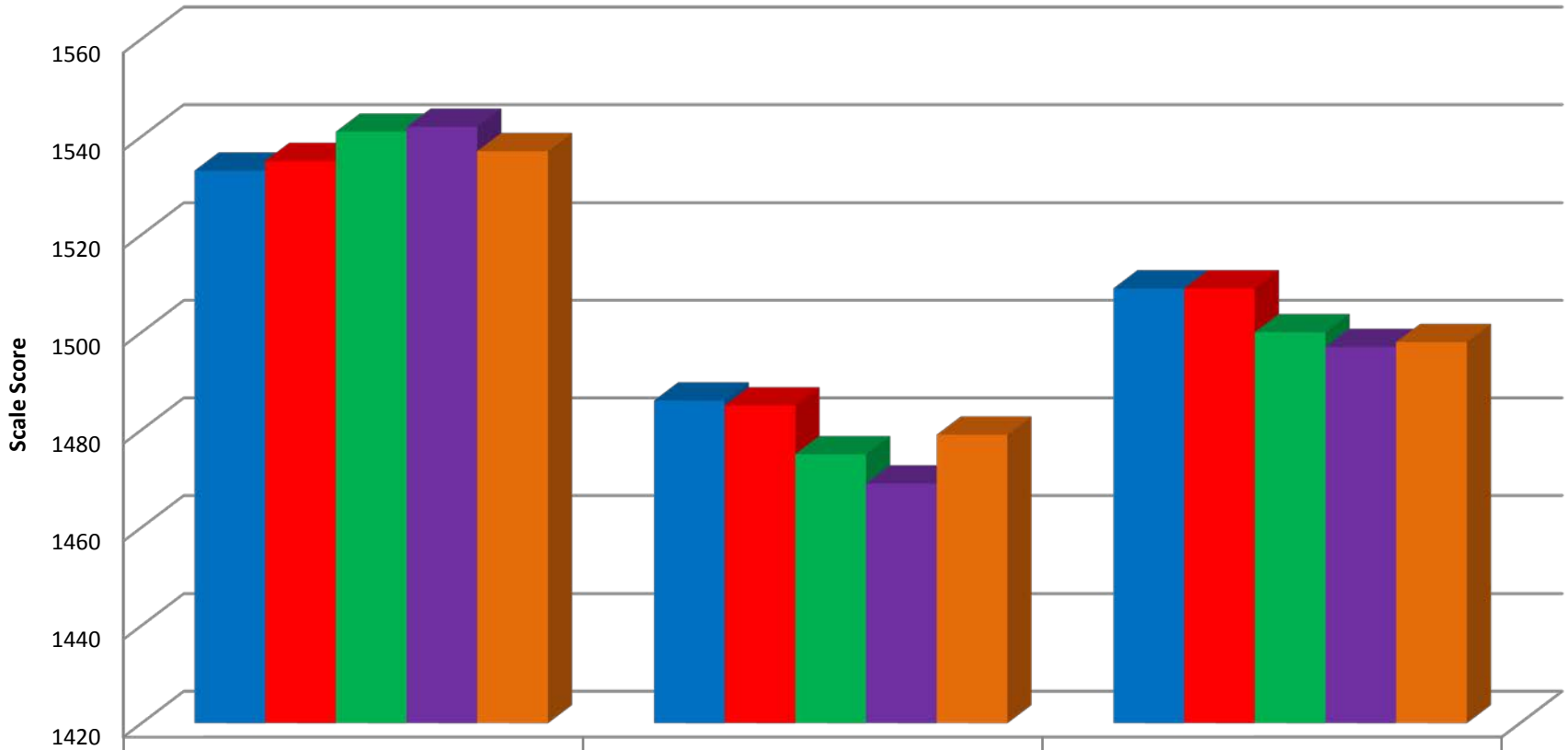
	Orange High	District	North Carolina	United States
■ Grand Composite 08-09	1458	1533	1486	1509
■ Grand Composite 09-10	1468	1535	1485	1509
■ Grand Composite 10-11	1504	1541	1475	1500
■ Grand Composite 11-12	1487	1542	1469	1497
■ Grand Composite 12-13	1483	1537	1479	1498

Orange County Schools SAT Scores - Composite 2008-09 to 2012-13



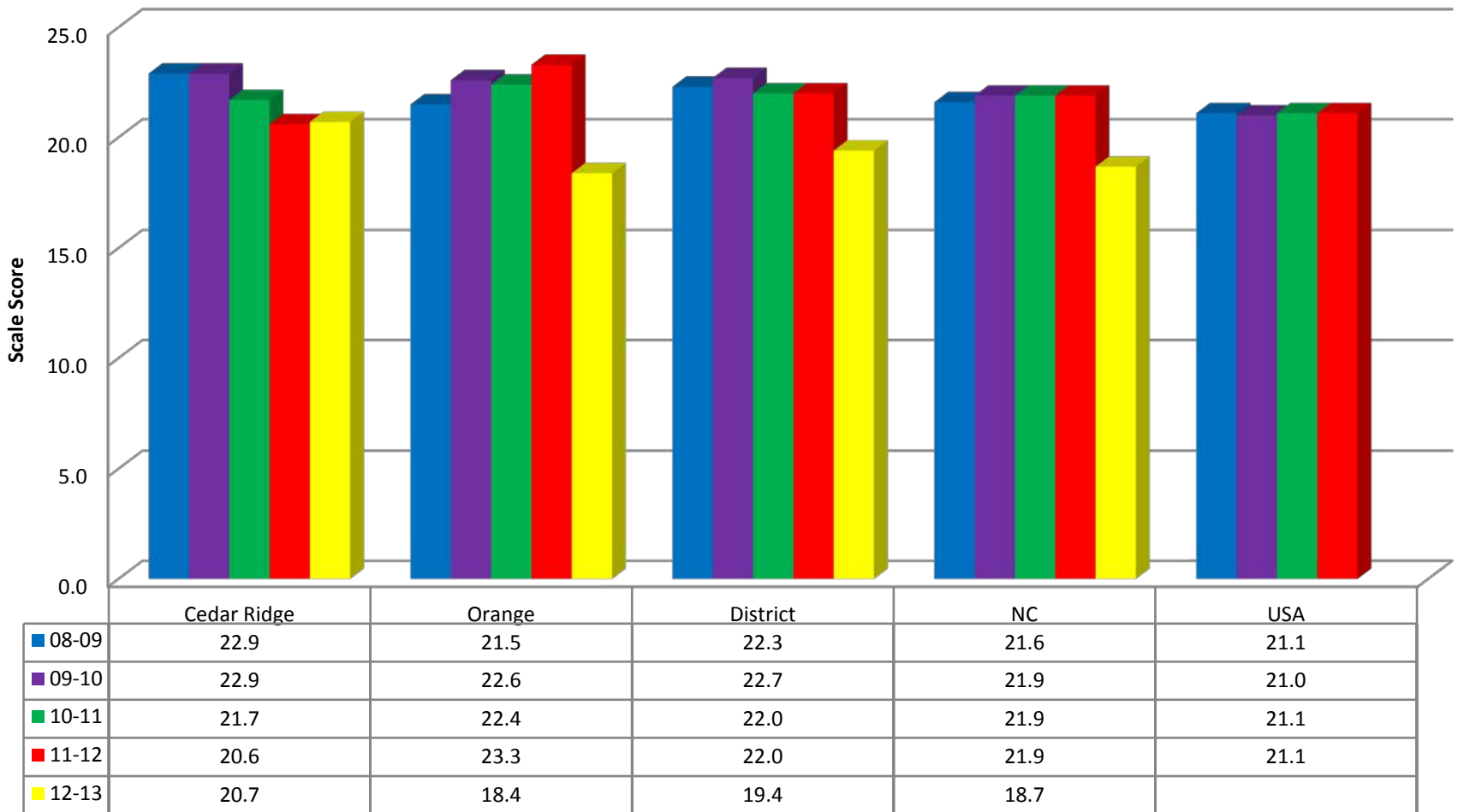
	District	North Carolina	United States
■ 08-09	1039	1006	1016
■ 09-10	1044	1008	1017
■ 10-11	1043	1001	1011
■ 11-12	1044	997	1009
■ 12-13	1038	1001	1010

Orange County Schools SAT Scores – Grand Composite 2008-09 to 2012-13

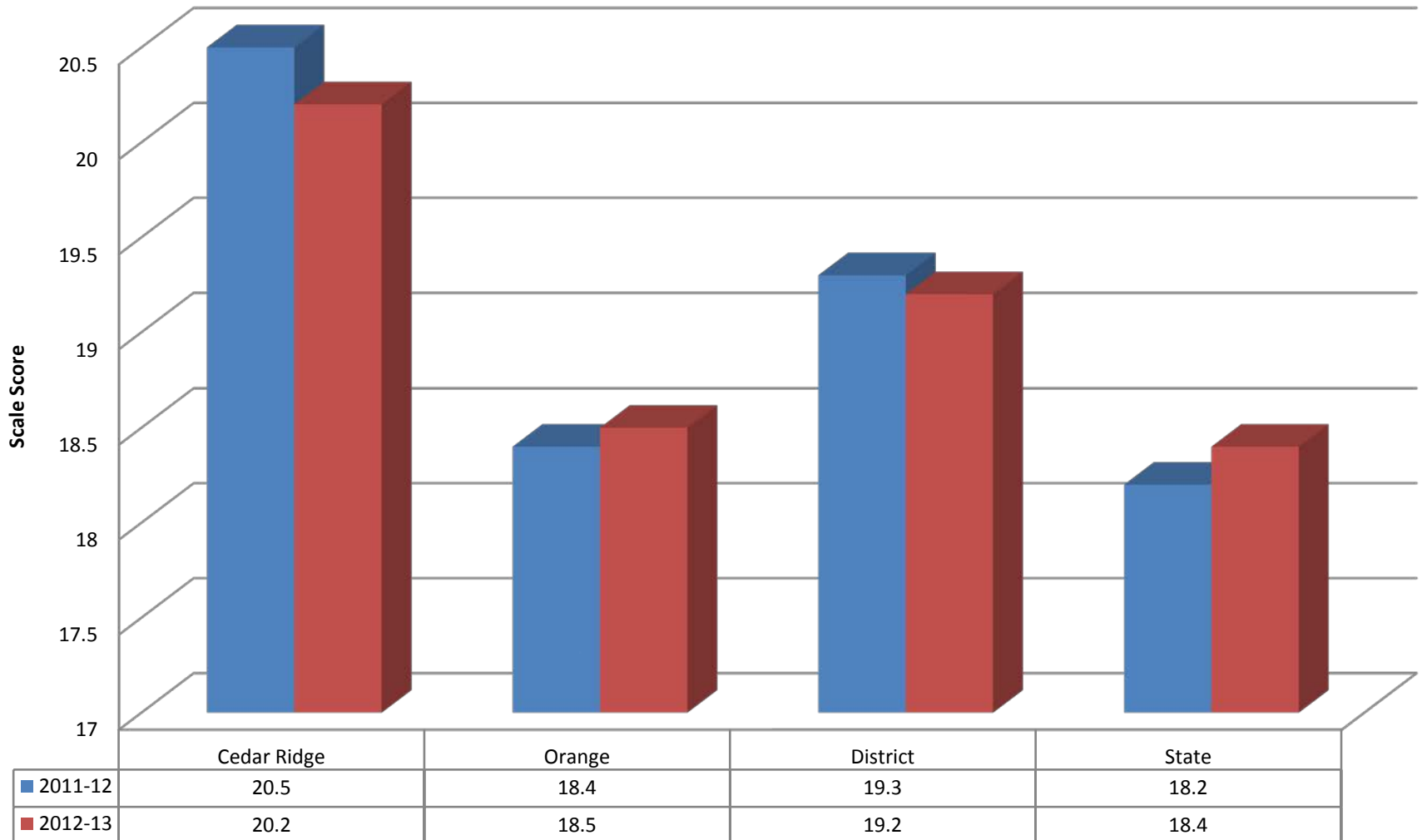


	District	North Carolina	United States
■ 08-09	1533	1486	1509
■ 09-10	1535	1485	1509
■ 10-11	1541	1475	1500
■ 11-12	1542	1469	1497
■ 12-13	1537	1479	1498

Orange County Schools 2008-09 to 2012-13 District ACT Scores Composite Graduating Seniors



Orange County Schools ACT Composite Results 11th Grade Students 2011-12 to 2012-13



ACT Subtest Results
11th Grade District Data
Orange County Schools

English: Ranks 19th in State

Mathematics: Ranks 17th in State

Reading: Ranks 15th in State

Science: Ranks 12th in State

Composite: Ranks 13th in State