

ORANGE COUNTY
BOARD OF EDUCATION

AGENDA ITEM ABSTRACT

Meeting Date: October 14, 2013

AGENDA ITEM No. 13-10-14

ACTION ITEM: (Y/N) Y

SUBJECT: Budget Approval 2013-2014

INFO. CONTACT: Donna Brinkley PHONE: 919-732-8126

- ATTACHMENTS:
1. Budget Calendar
 2. Superintendent's PowerPoint
 3. Agenda Item Abstract
 4. Budget Resolution
 5. Purpose Codes
 6. Funding Flexibility
 7. State Budget
 8. Federal Budget
 9. Business Cases
 10. Local Budget by PRC
 11. Local Budget by Line Item
 12. Capital Improvement Budget
 13. Child Nutrition Budget
 14. Community Schools Budget
 15. Other Restricted Fund Budget

PURPOSE: The purpose of this agenda item is to present for approval the final Orange County Schools' 2013-2014 budget.

BACKGROUND: Orange County Schools approved the Superintendent's Recommended Local Current Expense Budget on April 22, 2013 and has been operating under an approved interim budget since July 1, 2013. The budget to be adopted has been updated to include the following:

- Adjustments to state fund allocations based on enrollment changes and changes to state appropriations
- Adjustments to federal fund allocations based on new federal appropriations which reflect the loss of dollars to the federal sequestration
- Adjustment to local fund allocation based on enrollment changes and a \$102 per pupil increase from the Board of County Commissioners
- Inclusion of funding for additional projects from local fund balance
- Inclusion of specific capital projects to be funded using capital fund balance

FINANCIAL IMPACT: Impacts are stated by fund in the budget document. The total Orange County Schools 2013-2014 budget is \$87,797,520 which includes state, local, federal, other restricted, child nutrition, community schools and capital funding.

RECOMMENDATION: The Superintendent recommends the Board of Education approve the 2013-2014 Orange County Schools' budget.



ORANGE COUNTY SCHOOLS

BUDGET PROCESS CALENDAR

Sep	Oct	Nov	Dec	Jan	Feb	Mar	Apr	May	Jun	Jul	Aug
			Departmentst prepare, review and revise budget requests for the subsequent year.		Superintendent and Cabinet members prepare balanced budget request and deliver the Superintendent's Proposed Budget to the Board of Education.		Public hearing on the budget and Board of Education work sessions.		Board of Education adopts budget resolution.		Record carryover balances and adjust state and federal programs to initial allotments and award
							Board of Education submits budget to county commissioners.				

2013-2014 Budget Update



ORANGE COUNTY SCHOOLS

Budget Development Process

- April—Board of Education approval of Local Current Expense Budget Recommendation
- May—Budget presented to Board of Commissioners
- June—Board of Commissioners approve county appropriation increase for OCS
- July—NC General Assembly ratifies State budget



ORANGE COUNTY SCHOOLS

2

Budget Development Process

- August—Initial State allotments are determined and released by DPI
- August & September—Orange County Schools staff review, reconcile and align allotments
- September & October—Budget recommended for Board of Education adoption finalized
- October 14—Finalized budget presented to Board of Education



ORANGE COUNTY SCHOOLS

3

Current Status Summary





ORANGE COUNTY SCHOOLS

4

Student Enrollment


	2012-2013	2013-2014
NCDPI Projected		
Student Enrollment	7,420	7,501




ORANGE COUNTY SCHOOLS
5


State Budget Revenue (Millions)

	2012-2013	2013-2014
Position allotments	\$25.4	\$25.6
Categorical allotments	\$13.9	\$13.6


ORANGE COUNTY SCHOOLS
6

Federal Budget Revenue (Millions)


	2012-2013	2013-2014
Categorical allotments	\$3.4	\$3.2


ORANGE COUNTY SCHOOLS
7

Local Budget Revenue (Millions)

	2012-2013	2013-2014
County Appropriation	\$24.0	\$25.0
Fair Funding	\$0.50	\$0.50
Fines & Forfeitures	\$0.10	\$0.10
Fund Balance	\$2.85	\$0.90*

*Previously approved in recommended local budget


ORANGE COUNTY SCHOOLS
8

Unassigned Fund Balance (Millions)

	June 30, 2012 (Audited)	June 30, 2013 (Estimated)
Operating Fund Balance	\$4.2	\$6.0
Capital Fund Balance	\$1.2	\$0.4




Assumptions for October 14 Budget Presentation

- Budget presented for adoption will include all recurring/continuation and expansion requests in recommended budget approved in April.
- Approximately \$0.9 million in fund balance will be used as in the previously approved recommended budget to balance.



Assumptions for October 14 Budget Presentation

- Additional non-recurring expenditures and a limited number of recurring expenditures totaling \$2.0--\$2.5 million will be recommended in the budget to be presented on October 14.
- Each of these expenditures not previously approved by the Board of Education will be supported by a business case.



Questions?



AGENDA ITEM ABSTRACT

Meeting Date: October 14, 2013

AGENDA ITEM No. _____

ACTION ITEM: (Y/N) Y

SUBJECT: Budget Approval 2013-2014

INFO. CONTACT Donna Brinkley PHONE: 919-732-8126

- ATTACHMENTS:
1. Budget Calendar
 2. Superintendent's PowerPoint
 3. Agenda Item Abstract
 4. Budget Resolution
 5. Purpose Codes
 6. Funding Flexibility
 7. State Budget
 8. Federal Budget
 9. Business Cases
 10. Local Budget by PRC
 11. Local Budget by Line Item
 12. Capital Improvement Budget
 13. Child Nutrition Budget
 14. Community Schools Budget
 15. Other Restricted Fund Budget

PURPOSE: The purpose of this agenda item is to present for approval the final Orange County Schools' 2013-2014 budget.

BACKGROUND: Orange County Schools approved the Superintendent's Recommended Local Current Expense Budget on April 22, 2013 and has been operating under an approved interim budget since July 1, 2013. The budget to be adopted has been updated to include the following:

- Adjustments to state fund allocations based on enrollment changes and changes to state appropriations
- Adjustments to federal fund allocations based on new federal appropriations which reflect the loss of dollars to the federal sequestration
- Adjustment to local fund allocation based on enrollment changes and a \$102 per pupil increase from the Board of County Commissioners
- Inclusion of funding for additional projects from local fund balance
- Inclusion of specific capital projects to be funded using capital fund balance

FINANCIAL IMPACT: Impacts are stated by fund in the budget document. The total Orange County Schools 2013-2014 budget is \$87,797,520 which includes state, local, federal, other restricted, child nutrition, community schools and capital funding.

RECOMMENDATION: The Superintendent recommends the Board of Education approve the 2013-2014 Orange County Schools' budget.

BE IT RESOLVED BY THE ORANGE COUNTY SCHOOL BOARD OF EDUCATION:

SECTION 1 - THE FOLLOWING AMOUNTS ARE HEREBY APPROPRIATED FOR THE OPERATION OF THE SCHOOL ADMINISTRATIVE UNIT IN THE LOCAL CURRENT EXPENSE FUND FOR THE FISCAL YEAR BEGINNING July 1, 2013 AND ENDING June 30, 2014:

INSTRUCTIONAL SERVICES - 5000	
Regular Instructional Services - 5100	\$ 8,412,932
Special Population Services - 5200	2,206,757
Alternative Programs and Services - 5300	652,991
School Leadership Services - 5400	1,942,343
Co-Curricular Services - 5500	934,829
School-Based Support Services - 5800	1,531,458
SYSTEM-WIDE SUPPORT SERVICES - 6000	
Support and Development Services - 6100	2,587,807
Special Population Support and Development Services - 6200	112,119
Alternative Programs and Services Support and Development Services - 6300	17
Technology Support Services - 6400	676,034
Operational Support Services - 6500	6,045,191
Financial and Human Resource Services - 6600	1,247,095
Accountability Services - 6700	211,370
System-wide Pupil Support Services - 6800	12,000
Policy, Leadership and Public Relations Services - 6900	1,411,744
ANCILLARY SERVICES - 7000	
Community Services - 7100	82
Nutrition Services - 7200	11,537
NON-PROGRAMMED CHARGES - 8000	
Payments to Other Governmental Units - 8100	1,091,847
TOTAL CURRENT EXPENSE FUND APPROPRIATION	<u>\$ 29,088,153</u>

SECTION 2 - THE FOLLOWING REVENUES ARE ESTIMATED TO BE AVAILABLE TO THE LOCAL CURRENT EXPENSE FUND FOR THE FISCAL YEAR BEGINNING July 1, 2013 AND ENDING June 30, 2014:

LOCAL FUNDS	\$ 25,824,154
FUND BALANCE APPROPRIATED	3,263,999
TOTAL LOCAL CURRENT EXPENSE FUND REVENUE	<u>\$ 29,088,153</u>

SECTION 3 - THE FOLLOWING AMOUNTS ARE HEREBY APPROPRIATED FOR THE OPERATION OF THE SCHOOL ADMINISTRATIVE UNIT IN THE STATE PUBLIC SCHOOL FUND FOR THE FISCAL YEAR BEGINNING July 1, 2013 AND ENDING June 30, 2014:

INSTRUCTIONAL SERVICES - 5000	
Regular Instructional Services - 5100	\$ 24,779,377
Special Population Services - 5200	5,195,350
Alternative Programs and Services - 5300	1,852,949
School Leadership Services - 5400	1,914,495
School-Based Support Services - 5800	2,083,202
SYSTEM-WIDE SUPPORT SERVICES - 6000	
Support and Development Services - 6100	105,115
Special Population Support and Development Services - 6200	22,524
Alternative Programs and Services Support and Development Services - 6300	71,677
Technology Support Services - 6400	158,850
Operational Support Services - 6500	4,374,890
Financial and Human Resource Services - 6600	509,918
Policy, Leadership and Public Relations Services - 6900	382,515
ANCILLARY SERVICES - 7000	
Nutrition Services - 7200	52,206
TOTAL STATE PUBLIC SCHOOL FUND APPROPRIATION	
	<u>\$ 41,503,068</u>

SECTION 4 - THE FOLLOWING REVENUES ARE ESTIMATED TO BE AVAILABLE TO THE STATE PUBLIC SCHOOL FUND FOR THE FISCAL YEAR BEGINNING July 1, 2013 AND ENDING June 30, 2014:

STATE FUNDS	<u>\$ 41,503,068</u>
TOTAL STATE PUBLIC SCHOOL FUND REVENUE	<u>\$ 41,503,068</u>

SECTION 5 - THE FOLLOWING AMOUNTS ARE HEREBY APPROPRIATED FOR THE OPERATION OF THE SCHOOL ADMINISTRATIVE UNIT IN THE FEDERAL GRANTS FUND FOR THE FISCAL YEAR BEGINNING July 1, 2013 AND ENDING June 30, 2014:

INSTRUCTIONAL SERVICES - 5000	
Regular Instructional Services - 5100	\$ 183,320
Special Population Services - 5200	1,581,987
Alternative Programs and Services - 5300	1,640,794
School-Based Support Services - 5800	133,264
SYSTEM-WIDE SUPPORT SERVICES - 6000	
Support and Development Services - 6100	62,146
Special Population Support and Development Services - 6200	28,206
Alternative Programs and Services Support and Development Services - 6300	114,856
Operational Support Services - 6500	11,317
ANCILLARY SERVICES - 7000	
Nutrition Services - 7200	11,300
NON-PROGRAMMED CHARGES - 8000	
Payments to Other Governmental Units - 8100	98,657
Unbudgeted Funds - 8200	159,802
	<hr/>
TOTAL FEDERAL GRANTS FUND APPROPRIATION	\$ 4,025,649
	<hr/> <hr/>

SECTION 6 - THE FOLLOWING REVENUES ARE ESTIMATED TO BE AVAILABLE TO THE FEDERAL GRANTS FUND FOR THE FISCAL YEAR BEGINNING July 1, 2013 AND ENDING June 30, 2014:

FEDERAL FUNDS	\$ 4,025,649
	<hr/>
TOTAL FEDERAL GRANTS FUND REVENUE	\$ 4,025,649
	<hr/> <hr/>

SECTION 7 - THE FOLLOWING AMOUNTS ARE HEREBY APPROPRIATED FOR THE OPERATION OF THE SCHOOL ADMINISTRATIVE UNIT IN THE CHILD NUTRITION FUND FOR THE FISCAL YEAR BEGINNING July 1, 2013 AND ENDING June 30, 2014:

ANCILLARY SERVICES - 7000	
Nutrition Services - 7200	\$ 2,689,850
	<hr/>
TOTAL CHILD NUTRITION FUND APPROPRIATION	\$ 2,689,850
	<hr/> <hr/>

SECTION 8 - THE FOLLOWING REVENUES ARE ESTIMATED TO BE AVAILABLE TO THE CHILD NUTRITION FUND FOR THE FISCAL YEAR BEGINNING July 1, 2013 AND ENDING June 30, 2014:

LOCAL FUNDS	\$ 966,350
STATE FUNDS	1,000
FEDERAL FUNDS	1,722,500
	<hr/>
TOTAL CHILD NUTRITION FUND REVENUE	\$ 2,689,850
	<hr/> <hr/>

SECTION 9 - THE FOLLOWING AMOUNTS ARE HEREBY APPROPRIATED FOR THE OPERATION OF THE SCHOOL ADMINISTRATIVE UNIT IN THE CAPITAL OUTLAY FUND FOR THE FISCAL YEAR BEGINNING July 1, 2013 AND ENDING June 30, 2014:

INSTRUCTIONAL SERVICES - 5000	
Regular Instructional Services - 5100	\$ 155,000
Co-Curricular Services - 5500	60,000
School-Based Support Services - 5800	1,610,473
SYSTEM-WIDE SUPPORT SERVICES - 6000	
Operational Support Services - 6500	6,108,291
Financial and Human Resource Services - 6600	37,500
ANCILLARY SERVICES - 7000	
Nutrition Services - 7200	10,000
	<hr/>
TOTAL CAPITAL OUTLAY PROJECTS (SEE ATTACHMENT A)	\$ 7,981,264
	<hr/> <hr/>

SECTION 10 - THE FOLLOWING REVENUES ARE ESTIMATED TO BE AVAILABLE TO THE CAPITAL OUTLAY FUND FOR THE FISCAL YEAR BEGINNING July 1, 2013 AND ENDING June 30, 2014:

LOCAL FUNDS	\$ 7,103,024
FUND BALANCE APPROPRIATED	878,240
	<hr/>
TOTAL CAPITAL OUTLAY REVENUE	\$ 7,981,264
	<hr/> <hr/>

SECTION 11 - THE FOLLOWING AMOUNTS ARE HEREBY APPROPRIATED FOR THE OPERATION OF THE SCHOOL ADMINISTRATIVE UNIT IN THE COMMUNITY SCHOOL FUND FOR THE FISCAL YEAR BEGINNING July 1, 2013 AND ENDING June 30, 2014:

ANCILLARY SERVICES - 7000	
Community Services - 7100	\$ 864,037
TOTAL COMMUNITY SCHOOL FUND APPROPRIATION	<u>\$ 864,037</u>

SECTION 12 - THE FOLLOWING REVENUES ARE ESTIMATED TO BE AVAILABLE TO THE COMMUNITY SCHOOL FUND FOR THE FISCAL YEAR BEGINNING July 1, 2013 AND ENDING June 30, 2014:

LOCAL FUNDS	\$ 844,537
FUND BALANCE APPROPRIATED	19,500
TOTAL COMMUNITY SCHOOL REVENUE	<u>\$ 864,037</u>

SECTION 13 - THE FOLLOWING AMOUNTS ARE HEREBY APPROPRIATED FOR THE OPERATION OF THE SCHOOL ADMINISTRATIVE UNIT IN THE OTHER RESTRICTED FUND FOR THE FISCAL YEAR BEGINNING July 1, 2013 AND ENDING June 30, 2014:

INSTRUCTIONAL SERVICES - 5000	
Regular Instructional Services - 5100	\$ 438,827
Special Population Services - 5200	137,562
Alternative Programs and Services - 5300	268,926
Co-Curricular Services - 5500	526
School-Based Support Services - 5800	239,024
SYSTEM-WIDE SUPPORT SERVICES - 6000	
Alternative Programs and Services Support and Development Services - 6300	45,500
Operational Support Services - 6500	497,246
Financial and Human Resource Services - 6600	17,000
System-wide Pupil Support Services - 6800	888
TOTAL OTHER RESTRICTED FUND APPROPRIATION	<u>\$ 1,645,499</u>

SECTION 14 - THE FOLLOWING REVENUES ARE ESTIMATED TO BE AVAILABLE TO THE OTHER RESTRICTED FUND FOR THE FISCAL YEAR BEGINNING July 1, 2013 AND ENDING June 30, 2014:

LOCAL FUNDS	\$ 613,056
STATE FUNDS	34,300
FEDERAL FUNDS	636,420
FUND BALANCE APPROPRIATED - CARRYOVER	361,723
TOTAL OTHER RESTRICTED FUND REVENUE	<u>\$ 1,645,499</u>

SECTION 15 - ALL APPROPRIATIONS SHALL BE PAID FIRST FROM REVENUE RESTRICTED AS TO USE, AND SECOND FROM GENERAL UNRESTRICTED REVENUES.

SECTION 16 - THE SUPERINTENDENT IS HEREBY AUTHORIZED TO TRANSFER APPROPRIATIONS WITHIN A FUND UNDER THE FOLLOWING CONDITIONS:

- a. The Superintendent may transfer between sub-functions and objects of expenditure within a function without limitations with a report to the Board of Education being required at the next meeting of the Board of Education.
- b. The Superintendent may transfer amounts not to exceed \$1,000 between functions with a report on such transfers being required at the next meeting of the Board of Education.
- c. The Superintendent may not transfer any amounts between funds nor from any contingency appropriation within a fund.
- d. For the purpose of year-end closeout only, the Board of Education agrees to suspend the restrictions/provisions of this resolution given that a summary of all such transfers must be reported no later than October 27, 2014, and any such transfers resulting from extraordinary/unusual occurrences/circumstances must be notated and explained.

SECTION 17 - COPIES OF THE BUDGET RESOLUTION SHALL BE IMMEDIATELY FURNISHED TO THE SUPERINTENDENT AND SCHOOL FINANCE OFFICER FOR DIRECTION IN CARRYING OUT THEIR DUTIES.

ADOPTED THIS 14th DAY OF OCTOBER 2013

APPROVED _____, SUPERINTENDENT

APPROVED _____, BOARD CHAIR

F. Purpose Codes

Purpose means the reason for which something exists or is used. Purpose includes the activities or actions that are performed to accomplish the objectives of a local school administrative unit. For budgeting and accounting purposes, expenditures of a local school administrative unit are classified into five purposes as follows:

5000 Instructional Services

6000 System-Wide Support Services

7000 Ancillary Services

8000 Non-Programmed Charges

9000 Capital Outlay

The “purpose dimension” is broken down into a function level at the second digit and, where appropriate, into a sub-function level at the third digit. The fourth digit of this dimension is not currently required by NCDPI, but is highly recommended for your use to further break down the purpose of the expenditure. NCDPI, however, will replace the last digit of the purpose code with a zero (0) for NCDPI reporting purposes.

Instructional Services (5000)

Instructional services include the costs of activities dealing directly with the interaction between teachers and students. Teaching may be provided for students in a school classroom, in another location such as a home or hospital, and in other learning situations such as those involving co-curricular activities. It may also be provided through some other approved medium. Included here are the costs of salaries and benefits for teachers, instructional assistants, instructional leadership and support staff, as well as contracted instructional services, instructional supplies, materials, and equipment, professional development, and any other cost related to direct instruction of students.

Costs of activities involved in evaluating, selecting, and implementing textbooks and other instructional tools and strategies, curriculum development, demonstration teaching, and delivering staff development are also included here. Any site-based instructional supervisor or coordinator coded to this function should spend at least 75% of his/her time on these duties.

5100 Regular Instructional Services

Cost of activities that provide students in grades K-12 with learning experiences to prepare them for activities as workers, citizens, and family members. They include costs of those individuals responsible for providing school curriculum development and coordination as well as lead teachers for regular instructional services. (Not included are those programs designed to improve or overcome physical, mental, social and/or emotional impediments to learning.)

5110 Regular Curricular Services

Costs of activities which are organized into programs of instruction to provide students with learning opportunities to prepare for and achieve personal, health, and career objectives.

5111 JROTC Curricular Services

Costs of activities organized into programs of instruction to provide learning opportunities for students to prepare for and achieve career objectives in selected branches of the military service.

5112 Cultural Arts Curricular Services

Costs of activities organized into programs of instruction to provide learning opportunities for students in the various areas of the arts.

5113 Physical Education Curricular Services

Costs of activities organized into programs of instruction for the physical and mental growth and fitness of students through activities designed to improve the muscles, motor skills, attitudes and habits of conduct of individuals and groups.

5114 Foreign Language Curricular Services

Costs of activities organized into programs of instruction to provide learning opportunities for students in the various classical and modern foreign languages.

5115 Technology Curricular Services

Costs of activities organized into programs of instruction to provide learning opportunities for students in the various areas of technology. This purpose code is to be used in providing instruction to students.

5116 Homebound/Hospitalized Curricular Services

Costs of activities which are organized into programs of instruction to provide students with learning opportunities while recovering from temporarily incapacitating situations which prevent them from attending regular classes in school.

5120 CTE Curricular Services

Costs of activities that provide students with the opportunity to develop the knowledge, skills and attitudes needed for training in a specialized field of employment (or occupational field).

5200 Special Populations Services

Costs of activities for identifying and serving students (in accordance with state and federal regulations) having special physical, emotional, or mental impediments to learning. Also included are those students identified as needing specialized services such as limited English proficiency and gifted education. They include costs of those individuals responsible for providing school curriculum development and coordination as well as lead teachers for special populations' services. (Certain categories of funds require that expenditures coded here must be in addition to regular allotments such as classroom teachers, textbooks, etc.) These programs include pre-kindergarten, elementary, and secondary services for the following groups of students.

5210 Children With Disabilities Curricular Services

Costs of activities for students identified as being mentally impaired, physically handicapped, emotionally disturbed, those with learning disabilities, physical therapy, or other special programs for student with disabilities.

5211 Homebound Curricular Services

Costs of activities for students identified as being mentally impaired, physically handicapped, emotionally disturbed, or

those with learning disabilities, who, because of the extent of their disability are certified to receive instruction in their home or a facility other than a school classroom.

5220 Special Populations CTE Curricular Services

Costs of activities for students identified as being members of special populations, which include: individuals with disabilities; individuals from economically disadvantaged families, including foster children; individuals preparing for nontraditional training and employment; single parents, including single pregnant women; displaced homemakers; and individuals with other barriers to educational achievement, including individuals with limited English proficiency, potential dropouts and the academically disadvantaged.

5230 Pre-K Children With Disabilities Curricular Services

Costs of activities provided for Pre-K-aged children (under the age of five) who have been identified as being mentally impaired, physically handicapped, emotionally disturbed, or those with learning disabilities.

5240 Speech and Language Pathology Services

Costs of activities that identify students with speech and language disorders, diagnose and appraise specific speech and language disorders, refer problems for medical or other professional attention necessary to treat speech and language disorders, provide required speech treatment services, and counsel and guide students, parents, and teachers, as appropriate.

5250 Audiology Services

Costs of activities that identify students with hearing loss; determine the range, nature, and degree of hearing function; refer problems for medical or other professional attention appropriate to treat impaired hearing; treat language impairment; involve auditory training, speech reading (lip-reading), and speech conversation; create and administer programs of hearing conversation; and counsel guidance of students, parents, and teachers, as appropriate.

5260 Academically/Intellectually Gifted Curricular Services

Costs of activities to provide programs for students identified as being academically gifted and talented.

5270 Limited English Proficiency Services

Costs of activities to assist students from homes where the English language is not the primary language spoken to succeed in their educational programs.

5280-5290 Reserved for future use

5300 Alternative Programs and Services

Costs of activities designed to identify students likely to be unsuccessful in traditional classrooms and/or to drop out and to provide special alternative and/or additional learning opportunities for these at-risk students. They include costs of those individuals responsible for providing school curriculum development and coordination as well as lead teachers for alternative programs and services. Programs include summer school instruction, remediation, alcohol and drug prevention, extended day, services to help keep students in school, as well as alternative educational settings, instructional delivery models, and supporting services for identified students.

5310 Alternative Instructional Services K-12

Costs of activities designed to provide alternative learning environments (programs or schools) during the regular school year for students likely to be unsuccessful in traditional classrooms.

5320 Attendance and Social Work Services

Costs of activities designed to improve student attendance at school and which attempt to prevent or solve student problems involving the home, the school, and the community.

5330 Remedial and Supplemental K-12 Services

Costs of activities designed to improve student performance by providing remedial support and supplemental assistance during the regular school day in grades K-12 to students enabling them to succeed in their learning experiences. Title I activities provided during the school day would be coded here.

5340 Pre-K Readiness/Remedial and Supplemental Services

Costs of activities designed to provide additional assistance to Pre-K-aged students to strengthen their abilities to be successful in the K-12 course of studies. Smart Start, More-At-Four, and Head Start would be coded here.

5350 Extended Day/Year Instructional Services

Costs of activities designed to provide additional learning experiences for students outside of the regular required school calendar. These activities include remedial instructional programs conducted before and after school hours, on Saturdays, during the summer, or during intersession breaks.

5351 Before/After School Instructional Services

Costs of activities designed to provide additional learning experiences for students either before or after regular school hours.

5352 Intersession Instructional Services

Costs of activities designed to provide additional learning opportunities for students during the intersession breaks provided in block scheduling and/or year round school calendars.

5353 Summer School Instructional Services

Costs of activities designed to provide additional learning opportunities for students during the summer break after the regular school year has ended.

5354 Saturday School Instructional Services

Costs of activities designed to provide additional learning opportunities for students on Saturday during the regular school year.

5400 School Leadership Services

Costs of activities concerned with directing and managing the learning opportunities for students within a particular school. They include costs of the activities performed by the principal and assistant principals while they

supervise and evaluate the staff members of the school, assign duties to staff members, supervise and maintain the records of the school, communicate the instructional needs and successes of the students to the various school stakeholders and community, and coordinate school instructional activities with those of the LEA. These activities also include the work of clerical staff, in support of the teaching and leadership functions.

5401 School Principal

Costs of activities performed by the principal in directing and managing the school.

5402 School Assistant Principal

Costs of activities performed by the assistant principals to assist in directing and managing the school.

5403 School Treasurer

Costs of activities performed by the school treasurer for the duties required in the School Budget and Fiscal Control Act.

5404 School Clerical Support

Costs of activities performed by school clerical staff in support of teachers and school leadership. Do not include SIMS/NCWise clerical support nor the school treasurer in this functional area.

5500 Co-Curricular Services

Costs of school-sponsored activities, under the guidance and supervision of LEA staff, designed to motivate students, provide enjoyable experiences, and assist in skill development. Co-curricular activities normally supplement the regular instructional program and include such activities as band, chorus, choir, speech and debate. Also included are student-financed and managed activities such as clubs and proms.

5501 Athletics

Costs of school sponsored activities, under the guidance and supervision of LEA staff, which provide opportunities for students to pursue competitive aspects of physical education outside of regular school hours. Athletics normally involve

competition between schools and frequently generate revenues from gate receipts or fees.

5502 Cultural Arts

Costs of school sponsored activities, under the guidance and supervision of LEA staff, which provide opportunities for students to pursue performance-related aspects of the cultural arts. These include dance, theater, band, orchestra, and other pursuits in the arts conducted outside of regular school hours.

5503 School Clubs and Other Student Organizations

Costs of school sponsored activities, under the guidance and supervision of LEA staff, which provide opportunities for students to participate in group interactions with their peers in school clubs and other student organizations. These include the vocational education clubs , nationally/internationally chartered service clubs, as well as clubs involving other areas of interest in the school curriculum.

5600 Reserved for Future Use

5700 Reserved for Future Use

5800 School-Based Support Services

Costs of school-based student and teacher support activities to facilitate and enhance learning opportunities for students. These include the areas of educational media services, student accounting, guidance services, health, safety and security support services, instructional technology services, and unallocated staff development.

5810 Educational Media Services

Costs of activities supporting the use of all teaching and learning resources, including media specialists and support staff, hardware, software, books, periodicals, reference books, internet-based services, and content materials.

5820 Student Accounting

Costs of activities of acquiring and maintaining records of school attendance, location of home, family characteristics, census data, and the results of student performance assessments. Portions of these records become a part of the cumulative record which is sorted and stored for teacher and guidance information. Pertinent statistical reports are prepared under this function as well. Include SIMS/NCWise clerical support and school-based testing coordinator activities here.

5830 Guidance Services

Costs of activities involving counseling with students and parents, consulting with other staff members on learning problems, evaluating the abilities of students, assisting students in personal and social development, providing referral assistance, and working with other staff members in planning and conducting guidance programs for students. Include career development coordination services and clerical assistance for guidance in this area.

5840 Health Support Services

Costs of activities concerned with the health of the students. Included in this area are activities that provide students with appropriate medical, dental, and nursing services.

5850 Safety and Security Support Services

Costs of activities concerned with the security and safety of the students, staff, buildings and grounds. Included in this area are expenses related to school resource officers, traffic directors, crossing guards, security at athletic events, security officials, and security systems.

5860 Instructional Technology Services

Cost of activities to support the technological platform for instructional staff and students. This will include technology curriculum development, training, software, and other learning tools. Examples would include help desk services and programmers for instruction.

5870 Staff Development Unallocated

Cost of activities to provide staff development for all instructional areas when the training provided is not for a purpose code-specific

area, or when staff development funds are appropriated to a school for direct payments.

5880 Parent Involvement Services

Costs of activities which encourage and support parent involvement in the schools. Include activities which train parents to provide better learning opportunities for their children.

5890 Volunteer Services

Costs of activities which encourage and support volunteerism in the schools.

5900 Reserved for future use

System-Wide Support Services (6000)

System-wide support services include the costs of activities providing system-wide support for school-based programs, regardless of where these supporting services are based or housed. These services provide administrative, technical, personal, and logistical support to facilitate, sustain, and enhance instruction. Included here are the costs of salaries and benefits for program leadership, support and development and associated support staff, contracted support services, supplies, materials and equipment, professional development, and any other cost related to the system-wide support for the school-based programs of the school system.

Costs of activities involved in developing/administering budgets, authorizing expenditures of funds, evaluating the performance of subordinates, developing policies and/or regulations for the district as a whole are included here.

6100 Support and Development Services

Cost of activities that provide program leadership, support, and development services for programs providing students in grades K-12 with learning experiences to prepare them for activities as workers, citizens, and family members (Not included are program leadership, support and development services for programs designed to improve or overcome physical, mental, social and/or emotional impediments to learning.)

6110 Regular Curricular Support and Development Services

Costs of activities to provide program leadership, support, and development services for regular curricular programs of instruction to provide students with learning opportunities to prepare for and achieve personal, health, and career objectives.

6111 JROTC Curricular Support and Development Services

Costs of activities to provide program leadership, support, and development services for programs of instruction to provide learning opportunities for students to prepare for and achieve career objectives in selected branches of the military service.

6112 Cultural Arts Curricular Support and Development Services

Costs of activities to provide program leadership, support, and development services for programs of instruction to provide learning opportunities for students in the various areas of the arts.

6113 Physical Education Curricular Support and Development Services

Costs of activities to provide program leadership, support, and development services for programs of instruction for the physical and mental growth and fitness of students through activities designed to improve the muscles, motor skills, attitudes and habits of conduct of individuals and groups. (Does not include athletics.)

6114 Foreign Language Curricular Support and Development Services

Costs of activities to provide program leadership, support, and development services for programs of instruction to provide learning opportunities for students in the various classical and modern foreign languages.

6115 Technology Curricular Support and Development Services

Costs of activities to provide program leadership, support, and development services for programs of instruction to provide learning opportunities for students in the various areas of technology.

6116 Homebound/Hospitalized Curricular Support and Development Services

Costs of activities to provide program leadership, support, and development services for programs of instruction to provide students with learning opportunities while recovering from temporarily incapacitating situations which prevent them from attending regular classes in school.

6120 CTE Curricular Support and Development Services

Costs of activities to provide program leadership, support, and development services for programs of instruction to provide students with the opportunity to develop the knowledge, skills and attitudes needed for training in a specialized field of employment (or occupational field), and are not on the college preparatory track.

6130 Jobs Commission Development

Provides funding to support the creation of Job Commission schools.

6200 Special Population Support and Development Services

Costs of activities to provide program leadership, support, and development services primarily for identifying and serving students (in accordance with state and federal regulations) having special physical, emotional, or mental impediments to learning. Also included are support and development services for those students needing specialized services such as limited English proficiency and gifted education. These programs include pre-kindergarten, elementary, and secondary services for the special populations.

6201 Children With Disabilities Support and Development Services

Costs of activities to provide program leadership, support, and development services primarily for students identified as being mentally impaired, physically handicapped, emotionally disturbed, those with learning disabilities, or other special programs for students with disabilities.

6202 CTE Children With Disabilities Curricular Support and Development Services

Costs of activities to provide program leadership, support, and development services for students identified as being mentally impaired, physically handicapped, emotionally disturbed, or those with learning disabilities, requiring specialized CTE programs.

6203 Pre-K Children With Disabilities Support and Development Services

Costs of activities to provide program leadership, support, and development services for Pre-K-aged children who have been identified as being mentally impaired, physically handicapped, emotionally disturbed, or those with learning disabilities.

6204 Speech and Language Pathology Support and Development Services

Costs of activities to provide program leadership, support, and development services for identifying students with speech and language disorders, diagnose and appraise specific speech and language disorders, refer problems for medical or other professional attention necessary to treat speech and language disorders, provide required speech treatment services, and counsel and guide students, parents, and teachers, as appropriate.

6205 Audiology Support and Development Services

Costs of activities to provide program leadership, support, and development services for identifying students with hearing loss; determining the range, nature, and degree of hearing function; referring problems for medical or other professional attention appropriate to treat impaired hearing; treating language impairment; involving auditory training, speech reading (lip-reading), and speech conversation; creating and administering programs of hearing conservation; and counseling guidance of students, parents, and teachers, as appropriate.

6206 Academically/Intellectually Gifted Support and Development Services

Costs of activities to provide program leadership, support, and development services for programs for students identified as being academically gifted and talented.

6207 Limited English Proficiency Support and Development Services

Costs of activities to provide program leadership, support, and development services for programs to assist students from homes where the English language is not the primary language spoken to succeed in their educational programs.

6300 Alternative Programs and Services Support and Development Services

Costs of activities to provide program leadership, support, and development services for programs designed to identify students likely to be unsuccessful in traditional classrooms and/or to drop out and to provide special alternative and/or additional learning opportunities for these at-risk students. Costs related to state Assistance Teams are also included here. Programs include summer school instruction, remediation, alcohol and drug prevention, extended day, services to help keep students in school, as well as alternative educational settings, instructional delivery models, and supporting services for identified students.

6301 Alternative Instructional Programs K-12 Support Services

Costs of activities to provide program leadership, support, and development services for programs designed to provide alternative learning environments (programs or schools) during the regular school year for students likely to be unsuccessful in traditional classrooms.

6302 Attendance and Social Work Support Services

Costs of activities to provide program leadership, support, and development services for programs designed to improve student attendance at school and which attempt to prevent or solve student problems involving the home, the school, and the community.

6303 Remedial and Supplemental Services K-12 Support Services

Costs of activities to provide program leadership, support, and development services for programs designed to improve student performance by providing remedial support and supplemental assistance during the regular school day in grades K-12 to students enabling them to succeed in their learning experiences.

6304 Pre-K Readiness/Remedial and Supplemental Support Services

Costs of activities to provide program leadership, support, and development services for programs designed to provide additional assistance to Pre-K-aged students to strengthen their abilities to be successful in the K-12 course of studies.

6305 Extended Day/Year Instructional Support Services

Costs of activities to provide program leadership, support, and development services for programs designed to provide additional learning experiences for students outside of the regular required school calendar. These activities include remedial instructional programs conducted before and after school hours, on Saturdays, during the summer, or during intersession breaks.

6400 Technology Support Services

Costs of central based activities associated with implementing, supporting and maintaining the computer hardware, software, peripherals, technical infrastructure which provide technology system services to the LEA as a whole. Also included is the development and implementation of technological systems; and technology user support services for the LEA.

6401 Technology Services

Costs of central based activities associated with implementing, supporting and maintaining the computer hardware, software, peripherals and technical infrastructure and connectivity. Do not include any costs which may be coded to one or more specific purpose functions.

6402 Information Management Systems Services

Costs of central based activities associated with the development and implementation of technological systems.

6403 Technology User Support Services

Costs of central based activities associated with supporting technology services for LEA systems. An example would be central based help desk activities.

6410 Connectivity Support Services

Costs associated for the one time funding for shared education strategy to enhance broadband connectivity and improve the education user experience in public schools.

6500 Operational Support Services

Costs of activities for the operational support of the school system such as printing and copying services, communication services, utility services, transportation of students, facilities, planning and construction, custodial and housekeeping services, maintenance services, and warehouse and delivery services. (Do not include any costs which may be coded to one or more specific purpose functions.)

6510 Communication Services

Costs of general telephone and telecommunication services for the LEA. Include in this area general line charges, communication devices, LEA-wide postage purchases, and general telecommunication system support. Do not include any costs which may be coded to one or more specific purpose functions.

6520 Printing and Copying Services

Costs of activities of printing and publishing publications such as annual reports, school directories, and manuals. Also included are the lease/purchase of copier equipment for the school system, as well as centralized services for printing and publishing school materials and instruments such as school bulletins, newsletters, notices, teaching materials, and other items used by the LEA and their individual schools.

6530 Public Utility and Energy Services

Costs of activities concerned with public utility and energy product consumption.

6540 Custodial/Housekeeping Services

Costs of activities concerned with housekeeping duties necessary for the clean and healthy environment of the building structures of a school or other buildings of the LEA.

6550 Transportation Services

Costs of activities concerned with the conveying of students to and from school, as provided by state and federal law. Included are trips between home and school and trips to school activities.

6560 Warehouse and Delivery Services

Costs of activities concerned with the receiving, storing, and distributing of supplies, furniture, equipment, materials, and mail.

6570 Facilities Planning, Acquisition and Construction Services

Costs of activities concerned with acquiring land and buildings, remodeling buildings, constructing buildings and additions to buildings, improving sites, and up-dating service systems. This would include the costs of contracted construction management as well as architectural and engineering, educational specifications development and other services as well as those contracted services generally associated with the primary construction costs.

6580 Maintenance Services

Costs of activities concerned with the repair and upkeep of the building structures, mechanical equipment, underground utility lines and equipment, and surrounding grounds of a school or other buildings of the LEA.

6590 Reserved for Future Use

6600 Financial and Human Resource Services

Costs of activities concerned with acquisition, management, reporting and protection of financial resources; and with recruitment, retention, placement, and development of human resources for the LEA.

6610 Financial Services

Costs of activities concerned with the financial operations of the LEA. These operations include budgeting, receiving and disbursing of funds, financial and property accounting, payroll, purchasing, risk management, inventory control, and managing funds as required in the School Budget and Fiscal Control Act.

6611 Financial Management Services

Costs of activities concerned with the management of the financial operations of the school system.

6612 Purchasing Services

Costs of activities concerned with purchasing supplies, furniture, equipment, materials and services used in the schools or the school system operations.

6613 Risk Management Services

Costs of activities concerned with minimizing financial risk to the school system, including property, liability, and fidelity insurance. Planning and management of loss prevention programs, as well as worker's compensation, are also to be included here.

6614 Resource Development Services

Costs of activities related to the discovery and acquisition of financial resources and other assets such as grants, contributions, business partnerships, and bequests. Include grant writer activities in this area.

6620 Human Resource Services

Costs of activities concerned with maintaining an efficient, effective staff for the LEA including such activities as recruitment, retention, placement, and development of human resources for the LEA.

6621 Human Resource Management

Costs of activities concerned with the management of the human resource operations of the school system.

6622 Recruitment Services

Costs of activities concerned with recruiting qualified and appropriately credentialed individuals to meet the needs of the LEA.

6623 Staff Development Services

Costs of activities concerned with the direction and coordination of appropriate training activities for all LEA personnel. Also include costs of activities to provide staff development for all system-wide support areas when the training provided is not for a purpose code-specific area.

6624 Salary and Benefits Services

Costs of activities concerned with the coordination and administration of salary and benefits services for all LEA personnel.

6630-6690 Reserved for Future Use

6700 Accountability Services

Cost of activities concerned with the development, administration, reporting and analysis of student progress. This area includes the testing and reporting for student accountability, such as end of grade and end of course testing, disaggregation, analysis, and reporting of school and student performance. This area also includes the planning, research development and program evaluation costs of the school system.

6710 Student Testing Services

Costs of activities to provide the development, administration, reporting and analysis of student progress, and results of student performance assessments, including the testing and reporting for student accountability.

6720 Planning, Research Development and Program Evaluation

Costs of activities to provide the planning, research development and program evaluation costs of the school system.

6800 System-wide Pupil Support Services

Costs of activities that provide program leadership, support, and development services for system-wide pupil support activities for students in grades K-12. These areas include educational media support, student accounting support, guidance support, health support, safety and security support, and instructional technology support system-wide services.

6810 Educational Media Support Services

Costs of activities to provide leadership, support, and development services for system-wide pupil support activities involving the use of all teaching and learning resources.

6820 Student Accounting Support Services

Costs of activities to provide leadership, support, and development services for system-wide pupil support activities of acquiring and maintaining records of school attendance, location of home, family characteristics, and census data.

6830 Guidance Support Services

Costs of activities to provide leadership, support, and development services for system-wide pupil support activities involving counseling with students and parents, consulting with other staff members on learning problems, evaluating the abilities of students, and other guidance services, in addition to career development coordination support services.

6840 Health Support Services

Costs of activities to provide leadership, support, and development services for system-wide pupil support activities concerned with the health of the students.

6850 Safety and Security Support Services

Costs of activities to provide leadership, support, and development services for system-wide pupil support activities concerned with the security and safety of the students, staff, buildings and grounds.

6860 Instructional Technology Support Services

Costs of activities to provide leadership, support, and development services for system-wide pupil support activities to provide learning opportunities in technology for staff and students, to include technology curriculum development, training, software, and other learning tools.

6870-6890 Reserved for Future Use

6900 Policy, Leadership and Public Relations Services

Costs of activities concerned with the overall general administration of and executive responsibility for the entire LEA.

6910 Board of Education

Costs of activities of the elected body which has been created according to state law and vested with responsibilities for educational planning, policy, and activities in a given LEA.

6920 Legal Services

Cost of activities concerned with providing legal advice and counsel to the Board of Education and/or school system.

6930 Audit Services

Cost of activities concerned with the annual independent financial audit as well as the internal audit functions in a school system.

6931 Internal Audit

Costs of activities concerned with verifying the account records, which includes evaluating the adequacy of the internal control system, verifying and safeguarding assets, reviewing the reliability of the accounting and reporting systems, and ascertaining compliance with established policies and procedures.

6932 External Audit

Costs of activities concerned with the annual independent program compliance and audit of the statements and

financial records of the school system, as required by state and federal law.

6940 Leadership Services

Costs of activities performed by the superintendent and such assistants as deputy, associate, assistant superintendents, and other system-wide leadership positions generally directing and managing all affairs of the LEA. These include all personnel and materials in the office of the chief executive officer.

6941 Office of the Superintendent

Costs of activities performed by the superintendent, related support personnel and other costs in directing and managing the affairs of the LEA.

6942 Deputy, Associate, and Assistants

Costs of activities performed by those personnel having system-wide leadership responsibilities, as well as involved in developing/administering budgets, authorizing expenditures of funds, evaluating the performance of subordinates, developing policies and /or regulations for the district as a whole. These areas include all deputy and associate superintendents (regardless of the functional assignment). Also included are assistant superintendents and other system-wide leadership positions, as well as related support personnel and other costs related to their offices. (When assigned to two or more functional areas, costs are coded here. If costs may be placed properly to one specific purpose/function, then costs should be charged to that area.)

6950 Public Relations and Marketing Services

Costs of activities concerned with writing, editing, and other preparation necessary to disseminate educational and administrative information to the public thorough various news media or personal contact. This area includes marketing and public information services associated with promoting the school system as a positive entity.

Ancillary Services (7000)

Activities that are not directly related to the provision of education for pupils in a local school administrative unit. These include community services, nutrition services and adult services provided by the school system.

7100 Community Services

Costs of activities which are not directly related to the provision of educational services in an LEA. These include services such as community recreation activities, civic activities, and community welfare activities provided by the LEA

7110 Child Care Services

Costs of activities which are not directly related to the provision of educational services in an LEA. These include services such as activities of custody and care of children provided by the LEA. Before and After School Care would also be included here.

7200 Nutrition Services

Costs of activities concerned with providing food service to students and staff in a school or LEA including the preparation and serving of regular and incidental meals, or snacks in connection with school activities.

7300 Adult Services

Costs of activities that develop knowledge and skills to meet immediate and long range educational objectives of adults who, having completed or interrupted formal schooling, have accepted adult roles and responsibilities. Programs include activities to foster the development of fundamental tools of learning, prepare adults for a postsecondary career; prepare adults for postsecondary education programs; upgrade occupational competence; prepare adults for a new or different career; develop skills and appreciation for special interests; or to enrich the aesthetic qualities of life. In addition, parent involvement services in the schools, as well as volunteer activities by adults in the schools. Adult basic education programs are included in this category.

Non-Programmed Charges (8000)

Non-Programmed charges are conduit-type (outgoing transfers) payments to other LEAs or other administrative units in the state or in another state, transfers from one fund to another fund in the LEA, appropriated but unbudgeted funds, debt service payments, scholarship payments, payments on behalf of educational foundations, contingency funds, and other payments that are not attributable to a program.

8100 Payments to Other Governmental Units

Include payments to other LEAs or governmental units, which are generally for tuition and transportation for services rendered to pupils residing in the paying LEA. It is also used for indirect cost when used in conjunction with object code 392.

8200 Unbudgeted Funds

Include unbudgeted federal grant funds administered by the State Board of Education that are being set aside by the LEA and are not a part of the LEA's budgeted funds. These funds are not available for use in the current fiscal for expenditures unless the LEA first transfers an amount from this account to their budgeted line item(s) by means of an approved budget amendment. This code may also be used to identify appropriated but unbudgeted funds in any fund source by the LEA.

8300 Debt Services

Include debt service payments for lease purchases or installment contracts.

8400 Interfund Transfers

Include transfers of funds from one fund to another fund in an LEA.

8500 Contingency

Include appropriations for use in circumstances not completely foreseen. As monies are required from this item, budget amendments should be made to transfer monies to the appropriate operating function.

8600 Educational Foundations

Include payments made by the school system on behalf of an education foundation for which the school system has fiscal responsibility

8700 Scholarships

Include payments made for the awarding of scholarships by the school system for students and LEA personnel.

Capital Outlay (9000)

Expenditures for acquiring fixed assets, including land or existing buildings, improvements of grounds, initial equipment, additional equipment, and replacement of equipment. Do not include any costs which may be coded to one or more specific purpose functions. (i.e., purchase of transportation equipment would be coded to 6550, maintenance equipment would be coded to 6580, regular instructional equipment purchases would be coded to 5110, etc.). The remaining three digits may be used for local use purposes.

Local Education Agency Budgetary Flexibility

Local Education Agencies shall provide maximum flexibility to schools in the use of funds to enable the schools to accomplish their goals. Following are the restrictions between allotment categories:

1. No funds shall be transferred into the central office administration allotment.
2. Funds for the Excellent Public Schools Act shall not be transferred.
3. Classroom teacher positions may be converted to dollars at the State average salary for the use of visiting international exchange teachers.
4. Classroom teacher and instructional support positions may be converted to dollars at the A00 value and used for any purpose allowable in the State Public School Fund except central office administration.
5. Principals positions may be converted to dollars at the first step of the principal III salary schedule and assistant principals at the first step of the assistant principal schedule. The converted positions may be used for any purpose allowable in the State Public School Fund except central office administration.
6. Children with Disabilities funds may be transferred only as provided through any rules that the State Board of Education adopts to ensure compliance with federal regulations.
7. Transfers out of Career and Technical Education months of employment are allowable to Career Technical Education Program Support. The dollar amount transferred will equal the average salary including benefits for Career Technical Education MOEs. Converting certified position allotments to dollars for the purpose of hiring the same type position is not allowable. Transfers to other allotment categories are allowable with restrictions pursuant to G.S. 115C-105.25(5b)
8. Transfers out of Career Technical Education Program Support for other categories are allowable up to the amount of increase in the State allotment for each fiscal year.
9. Transfers out of Career and Technical Education months of employment are allowable as follows:
 1. If the LEA did NOT return CTE months of employment in 2012-13 as part of the LEA Adjustment OR the 2013-14 Career Technical Education (MOEs) is less than 2012-13

Transfers out of Career Technical Education (MOEs) for other categories are allowable up to the amount of increase in the State allotment for each fiscal year.

2. If the LEA returned CTE months of employment in 2012-13 as part of the LEA Adjustment AND the 2013-14 Career Technical Education (MOEs) is greater than 2012-13

Transfers out of Career Technical Education (MOEs) for other categories are allowable up to:

<u>For 2013-14 only</u>	The higher of the amount returned for the 2012-13 LEA adjustment or the amount of increase in the State allotment.
<u>For 2014-15</u>	The higher of 66% of 2012-13 LEA adjustment transfer or the amount of increase in the State allotment.
<u>For 2015-16</u>	The higher of 33% of 2012-13 LEA adjustment transfer or the amount of increase in the State allotment.
<u>2016-17 and thereafter</u>	The amount of increase in the State allotment for each fiscal year.


Public Schools of North Carolina
North Carolina Department of Public Instruction
State Allotments as of September 11, 2013 - Fiscal Year 2013-14
680 ORANGE COUNTY
Allotted ADM
7,501

PRC #	PRC Name	2013-14 Budget		
		Position	MOE	Amount
001	Classroom Teachers	327.93		\$ 19,376,723
002	Central Office Administration			705,199
003	Non - Instructional Support			1,743,013
005	School Building Administration		232.00	1,561,988
007	Instructional Support	34.88		2,301,937
009	Non-Contributory Benefits			1,063,399
013	CTE Months of Employment		373.75	2,220,823
014	CTE Program Support			108,872
024	DSSF			217,014
025	Indian Gaming Fund			6,752
027	Teacher Assistants			2,192,704
029	Behavioral Support (Willie M)			62,218
032	Children with Special Needs			3,816,557
034	Academically Gifted			369,949
054	Limited English			334,925
056	Transportation			2,924,635
061	Classroom Materials			216,934
063	Developmental Daycare			18,284
067	Assistant Principal Intern - Full time student			82,416
068	Alternative School			75,816
069	At Risk Student Services			1,473,471
096	State Funded Position - TOY	1.20		91,621
Total State Public School Fund		364.01	605.75	\$ 40,965,250
000	State Textbooks			199,025
012	Driver Training			129,943
015	School Technology			208,850
Total Other Programs				\$ 537,818
Grand Total State Funds Allotted		364.01	605.75	\$ 41,503,068

Orange County Schools
Federal Program Funds
2013-2014

Allotted ADM 7,501

Description	PRC	Amount
Career and Technical Education - Prgm. Improvement	17	\$ 73,183
IDEA VI-B, Preschool Handicapped	49	46,469
Title I	50	1,784,599
IDEA VI - B, Handicapped	60	1,672,712
Improving Teacher Quality	103	239,314
Language Acquisition	104	67,454
School Improvement (not included in planning)	105	908
21st Century	110	120,000
Language Acquisition, Significant Increase	111	54
IDEA VI-B, Special Needs	118	19,906
IDEA VI-B, Preschool	119	352
Race to the Top (ARRA)	156	699
Total		\$ 4,025,649

OPERATING FUND BALANCE	
NON-RECURRING	
Orange High School Connector between C and D Wings	1,000,000
Elementary 1:1 laptop purchase	815,160
Communication - Improve school-based emergency communication	80,000
Salary Study	65,000
Refresh-Administration, Certified Support Staff, Board of Education computers	63,000
Assistive technology to selected students in the Exceptional Children's program	52,389
TOTAL NON-RECURRING EXPENDITURES	2,075,549
RECURRING	
Additional Assistant Principal position--Stanback MS	81,000
Longevity pay for all employees based on both base salary and local supplement	120,000
Additional administrator position in Human Resources	70,000
Assistant Principals' 11th Month of Employment Supplement	26,000
TOTAL RECURRING EXPENDITURES	297,000
TOTAL OPERATING FUND BALANCE EXPENDITURES	2,372,549
CAPITAL FUND BALANCE	
NON-RECURRING	
Facilities Assessment	350,000
TOTAL CAPITAL FUND BALANCE EXPENDITURES	350,000
EXPENDITURES FOR FUTURE CONSIDERATION	
NON-RECURRING	
Safe Havens Report Recommendations-Phase I Implementation: Access Control/Enhanced Electronic Observation of School Properties	1,000,000
Technology Infrastructure Upgrade	350,000
Arts education equipment and supplies for OCS students enrolling in art education courses	108,275
Expand PreK service delivery in the district for both regular and special education students	106,000
STEM education	63,799
RECURRING	
Increase benefits provided to Orange County Schools employees	535,000
Additional month of employment for middle school athletic directors	25,000


Initiative:
Orange High School Connector between C and D Wings.
Implementation Timeline and Budget Needed

2013-2014	Amount	Notes
Fund construction of the ADA-compliant connector between C and D wings such that it can be available for use in August 2014.	\$1 million	Reallocates FY 2015 CIP appropriation request to current year.

Expected Results

- ADA issues associated with access to the D-wing would be permanently resolved.
- Administrators can more effectively deliver curriculum for physically challenged students.
- Solves an immediate issue with a current student needing accommodation as quickly as practicable.
- Provides additional gathering and over-flow space for activities in the gymnasium.
- Provides increased safety for students by enclosing the walkway.

Evidence or Reasoning for this Recommendation

The Board has recently approved the design of this connector. Design completion and regulatory approvals are anticipated around the end of the calendar year. If funding were in place to allow bids to be solicited around January 2014 items with long delivery lead times, such as the elevator, would be ready for delivery so the work could commence immediately at the end of the school year. Following this line of thinking, the connector would be operational by commencement of school in August 2014.


Initiative:
Elementary 1:1 laptop purchase
Implementation Timeline and Budget Needed

2013-2014	Amount	Notes
Provide each student in Grades 4-5 a laptop for use in the classroom.	\$815,160	This is a nonrecurring expenditure

Expected Results

Active learning and engaged students, students who collaborate and communicate with each other, lessons/projects requiring students to analyze and synthesize, more individualized lessons to meet each student's needs and the use of data to assist the teacher in formulating daily lessons.

Evidence or Reasoning for this Recommendation

One of the main objectives of the laptop program in Orange County Schools is to level the playing field for all students. All students will have the opportunity to learn, share, communicate, collaborate, research and create using a digital medium. Laptops will also be used for the upcoming on-line testing mandate and the move by the state to digital textbooks.


Initiative:

Communication - Improve school-based emergency communication

Implementation Timeline and Budget Needed

2013-2014	Amount	Notes
Replace, expand and upgrade school-based radios for emergency responders	\$80,000	This is a non-recurring expenditure

Expected Results

Increased ability to communicate between school administration, School Resource Officers and school-based emergency responders.

Evidence or Reasoning for this Recommendation

The quality and number of radios available for staff varies greatly from school to school. The addition of School Resource Officers at the elementary level has highlighted the need for improvement in quality and scope of emergency communications. The addition of enhanced radios will increase the ability of staff to communicate during emergency situations.


Initiative:

Salary Study

Implementation Timeline and Budget Needed

2013-2014	Amount	Notes
Fall/Winter 2013-14 School Year	\$65,000	A service contract; nonrecurring cost

Expected Results

A thorough analysis will help Orange County Schools know where we stand in the current marketplace. Depending upon the recommendations and what the district can afford to implement, it will impact recruitment and retention of quality employees.

Evidence or Reasoning for this Recommendation

The current salary structure, including the classified salary guidelines and the local supplements for all licensed staff, has been in place for the past 5 or more years. A comprehensive salary study will allow the school district to have a clear understanding of where OCS stands in comparison to other school districts in the area.



Initiative:

Refresh -- Administration, Certified Support Staff, and Board of Education computers

Implementation Timeline and Budget Needed

2013-2014	Amount	Notes
Provide the administrators, certified support staff, and Board of Education with laptops and docking stations to be able to perform their duties in an efficient and effective manner.	\$63,000	This is a non-recurring expenditure

Expected Results

Overall increase in productivity, time management and efficiency. Real time information can be documented, emails answered from any location, will be able to participate and facilitate paperless meetings and all files and information available anywhere they take their device. The tablet and laptop devices returned will be formatted and redistributed to students in the Exceptional Children (EC) department and the 3rd grade classrooms.

Evidence or Reasoning for this Recommendation

The Board of Education Ipads are 2-3 generations behind the current technology. These ipads would meet a need in the EC department since they would run most of the apps already purchased by the department and would match the students and teachers are using now.

The administrator and certified support staff have a mix of desktops and older laptops. Paperless meetings are difficult because not everyone has a laptop device. The laptops that the administrators currently have would be formatted, memory and a fresh battery added and they would be redistributed to the 3rd grade classrooms in the district.


Initiative:

Provide assistive technology to selected students in the Exceptional Children's program.

Implementation Timeline and Budget Needed

2013-2014	Amount	Notes
To purchase assistive technology per identified Exceptional Children's students	\$52,389	This is a one-time expenditure.

Expected Results

Increased access to the curriculum, increased communication support for students with disabilities to enhance their educational experience.

Evidence or Reasoning for this Recommendation

There are students with disabilities that require assistive devices in order to effectively engage in the curriculum. These devices are usually specified in the child's IEP which means the district must financially provide what is required.


Initiative:

Additional Assistant Principal positions

Implementation Timeline and Budget Needed

2013-2014	Amount	Notes
AL Stanback	\$ 81,000	Recurring cost

Expected Results

Increased supervision of students, balanced management of school operations

Evidence or Reasoning for this Recommendation

An assistant principal is needed at AL Stanback Middle School immediately for the following reasons:

1. Increased student enrollment/membership
2. District exceptional children's programs
3. Increased responsibilities for technology, the testing program, and employee evaluations


Initiative:

Longevity pay for all employees based on both base salary and local supplement

Implementation Timeline and Budget Needed

2013-2014	Amount	Notes
Immediately (effective July 1, 2014)	\$120,000	Estimated on the highest possible rate (4.5%) for all employees; Recurring cost

Expected Results

Improved morale for employees; consistency in financial procedures

Evidence or Reasoning for this Recommendation

During the 2012-13 school year, it was discovered that the district pays longevity (State benefit) on only base pay for most classifications of employees but pays longevity on both base salary and local supplement for principals, assistant principals, and Cabinet members. The Board attorney reviewed the state statutes and the State benefits manual. The Board attorney's recommendation was that it should be paid on both base salary and local supplement because the policy states that longevity applies to "annual rate of pay."


Initiative:

Additional administrator position in Human Resources

Implementation Timeline and Budget Needed

2013-2014	Amount	Notes
Immediately	\$70,000	Includes salary and benefits; recurring cost

Expected Results

Improved efficiency in the Human Resources Department; increased customer service for employees and community members

Evidence or Reasoning for this Recommendation

The Human Resources Department has assumed additional responsibilities in the last year. Specifically, the department is making efforts to bring all hiring and staffing into the department including transportation (bus drivers) and afterschool employees. Additionally, State mandates have increased in areas already managed through Human Resources including licensure, evaluation procedures, and reporting.


Initiative:

Assistant Principals' 11th Month of Employment Supplement

Implementation Timeline and Budget Needed

2013-2014	Amount	Notes
It is recommended that it be effective immediately upon approval of the budget.	\$26,000	This amount is above what is already paid (extended employment base salary) to cover benefits and local supplement pay. Recurring cost

Expected Results

Providing assistant principals with an additional month contractually will positively impact recruitment and retention of high quality assistant principals.

Evidence or Reasoning for this Recommendation

In 2009, all assistant principal contracts were reduced to 10-months. We were able to continue to fund extended employment through local funding (we do not receive enough State funding to cover assistant principal positions) without benefits and local supplement. Restoring the 11th month contract for assistant principals will make Orange County Schools more competitive in the areas of recruitment and retention.



Initiative:

Facilities Assessment

Implementation Timeline and Budget Needed


2013-2014	Amount	Notes
Complete a comprehensive assessment of District facilities.	\$350,000	On 8/26/13 the Board authorized the solicitation of an RFP for consultants to perform this work. This is a non-recurring expenditure from capital fund balance.

Expected Results

- Comprehensive, reliable information will be provided to the Board of Education about District facilities, remaining life, cost of replacement, etc. to facilitate sound decisions regarding future capital expenditures.

Evidence or Reasoning for this Recommendation

In 2012 DPI conducted a similar, though less comprehensive study of District facilities. In 2013 the District completed a security study, which also has facility and capital expenditure impact. This study will combine these studies into a comprehensive analysis, with cost data, life cycle data, etc. The Board of Education needs this depth of analysis to credibly present the School needs to County Commissioners—and voters in the event of a bond issue.


Initiative:
Safe Havens Report Recommendations—Phase I Implementation: Access Control/Enhanced Electronic Observation of School Properties
Implementation Timeline and Budget Needed


2013-2014	Amount	Notes
Identify and install initial phases of access systems and campus surveillance on all school campuses	\$1 million	This is a non-recurring expenditure.

Expected Results

- Safer school campuses
- Long-term solutions for building access and reliable surveillance systems are implemented.
- Best practices adopted for how these tools are utilized and maintained.

Evidence or Reasoning for this Recommendation

Safe Havens International, a firm internationally recognized for their expertise in school safety, surveyed all District facilities and made recommendations for security enhancements and physical plant modifications at some facilities. Access control and enhanced electronic observation tools were two key areas where the District could experience some significant benefits relatively quickly. Through assistance from Safe Havens, OCS will identify specific technological applications that would provide a long-term solution to address both of these critical issues. While future capital appropriations would be needed to continue implementation of the Report's findings and recommendations, this important first step would make all schools and District buildings safer now.


Initiative:
Technology Infrastructure Upgrade
Implementation Timeline and Budget Needed

2013-2014	Amount	Notes
Upgrade older switches, router and Call Managers (2) to fully take advantage of the current available bandwidth.	\$350,000	This non-recurring expenditure will prepare the district for a future VOIP upgrade and will be considered for the CIP.

Expected Results

Increased speed on the network, less network and phone system down time, less money spent on contract services to repair switches and Call Managers and better customer service to all staff, students and parents.

Evidence or Reasoning for this Recommendation

The main routers (switches) are aging. These switches were more than adequate to do the routing for the 3000+ devices and the 1100 phones the system had in 2005 but a severe strain has been put on the switches due to the growth of devices on the network to the current level of 8000+ and 1200 phones. (The device number does not include the potential elementary 1:1--that will add another 1200 devices.)



Initiative:

Upgrade the quality of arts education equipment and supplies for OCS students enrolled in art education courses.

Implementation Timeline and Budget Needed

2013-2014	Amount	Notes
Purchase new equipment and supplies for arts education classes.	\$108,275	One time expenditure

Expected Results

New equipment and supplies will directly benefit students enrolled in arts education.

Evidence or Reasoning for this Recommendation

The local budget for arts education is limited. One time equipment and supply expenditures for the arts program are typically requested sporadically due to the costs for band equipment replacement and other costly program needs.


Initiative:

Expand the PreK service delivery in the district for both regular and special education students.

Implementation Timeline and Budget Needed

2013-2014	Amount	Notes
Purchase a mobile classroom to provide a PreK Center for the district.	\$106,000	One time expenditure if mobile unit is purchased, not leased; to be considered for the CIP.

Expected Results

Increase capability to provide services to eligible 3 and 4 year olds.

Evidence or Reasoning for this Recommendation

There is a waiting list for PreK students both regular and special education that need services. These students require itinerant services and would not be enrolled in one of our full day classrooms.


Initiative:

Improve student learning experiences in STEM education.

Implementation Timeline and Budget Needed

2013-2014	Amount	Notes
Upgrade Project Lead the Way classroom and purchase 3D printer	\$63,799	One time expenditure

Expected Results

New technology will enhance the experiences of students involved in STEM educational experiences at Central and C.W. Stanford.

Evidence or Reasoning for this Recommendation

The C.W. Stanford PLTW classroom is the only middle school program that has not been updated in eight years. The 3D printer will enhance the engineering design process students are currently learning at Central and C.W. Stanford.


Initiative:

Increase benefits provided to Orange County Schools employees.

Implementation Timeline and Budget Needed

2013-2014	Amount	Notes
Provide dental, vision, and term life insurance for 950 OCS employees	\$535,000	This is a recurring expenditure
Dental	\$435,000	
Vision (Comprehensive)	\$70,000	
Term life (\$20,000)	\$30,000	

Expected Results

Increased employer-paid benefits for OCS employees will positively impact future retention.

Evidence or Reasoning for this Recommendation

The teacher turnover rate for 2012-2013 increased to 16% from 10% in the prior year. Few school districts provide employer-paid dental insurance. Enhancing the employee benefit package will reduce out-of-pocket costs for all employees in the district.


Initiative:

Additional month of employment for middle school athletic directors

Implementation Timeline and Budget Needed

2013-2014	Amount	Notes
Immediately (summer 2014)	\$25,000	Includes salary and benefits; recurring cost

Expected Results

Improved management of the middle school athletic program

Evidence or Reasoning for this Recommendation

Middle school athletic directors need time to schedule, manage orders and purchasing, prepare athletic fields, etc. Currently they either do this in the summer (without any compensation) or they wait until they return to school in the fall which leaves them behind in their duties.

ORANGE COUNTY SCHOOLS

2013-2014 Local Current Expense Budget

By PRC (Program Report Code)

<u>REVENUES</u>	<u>2012-2013 Budget</u>	<u>2013-2014 Budget</u> (7666 X \$3,269)
2.4110 County Appropriation	\$ 24,021,695	\$ 25,060,154
2.4110.007 County Appropriation - Health	494,000	494,000
2.4410 Fines & Forfeitures	202,500	200,000
2.4450 Interest	70,000	70,000
2.4910 Fund Balance Appropriated	2,850,000	3,263,999
TOTAL REVENUES	<u><u>\$ 27,638,195</u></u>	<u><u>\$ 29,088,153</u></u>
<u>EXPENDITURES</u>	<u>2012-2013 Budget</u>	<u>2013-2014 Budget</u>
PRC 001 REGULAR CLASSROOM TEACHERS (Salaries, Supplements, Benefits, Matching Funds, 6th & 9th Grade Academies and Vocational Rehabilitation Match)	\$ 9,185,066	\$ 7,424,798
PRC 002 CENTRAL OFFICE ADMINISTRATION (Salaries, Supplements and Benefits)	1,202,513	1,290,674 (9)
PRC 003 NON-INSTRUCTIONAL SUPPORT (Custodial, Clerical, Substitute Salaries, Benefits and Custodial Contracted Services)	4,328,840	4,447,651
PRC 005 SCHOOL BUILDING ADMINISTRATION (Principal and Assistant Principal Salaries, Supplements, Benefits and Travel)	888,825	1,043,427 (7),(10)
PRC 007 INSTRUCTIONAL SUPPORT (Psychologists, Social Workers, Media Specialists, Guidance Counselors, Nurses, and Literacy Coaches Salaries and Benefits)	978,331	917,374
PRC 009 NON-CONTRIBUTORY BENEFITS (Longevity, Bonus Leave Payout, Annual Leave Payout and Benefits, Unemployment Insurance, Worker's Comp. Insurance and Life Ins.)	391,577	514,577 (8)

ORANGE COUNTY SCHOOLS
2013-2014 Local Current Expense Budget
 By PRC (Program Report Code)

<u>EXPENDITURES</u>		<u>2012-2013</u> <u>Budget</u>	<u>2013-2014</u> <u>Budget</u>
PRC 012	DRIVER'S EDUCATION (Vehicle Purchase)	\$ 25,000	\$ -
PRC 013	CAREER AND TECHNICAL EDUCATION (Voc Ed. Network Certification Tests, Workshops and Student and Employee Travel)	4,248	4,248
PRC 015	TECHNOLOGY (Contracted Repairs and Maintenance, Travel, Computer Software and Supplies, and Computer Equipment)	27,000	957,549 (2),(5),(6)
PRC 024	DSSF (Supplement Pay)	-	15,292
PRC 027	TEACHER ASSISTANTS K-3 (Salaries, Substitute Pay and Benefits)	499,346	255,992
PRC 032	EXCEPTIONAL CHILDREN (Salaries, Benefits, Contracted Services, Staff Development, Travel, Supplies & Materials and Furniture & Equipment)	534,242	1,259,566
PRC 034	ACADEMICALLY GIFTED PROGRAM (Teachers, Substitutes, Benefits, Staff Development, and Supplies and Materials)	329,984	349,341
PRC 035	SCHOOL FOOD SERVICES (Unpaid Charged Meals)	-	1,200
PRC 036	TRANSFER TO CHARTER SCHOOLS (Per Pupil Allotment Sent to Charter Schools)	970,737	1,091,847
PRC 050	TITLE I (Supplement Pay)	-	58,485
PRC 054	ENGLISH AS A SECOND LANGUAGE (Teachers, Substitutes, Benefits, Travel and Supplies & Materials)	279,688	320,588
PRC 056	TRANSPORTATION (Salaries, Supplements, Benefits, Repair Parts & Materials, Fuel, Tires & Tubes and Equipment)	875,110	535,943
PRC 060	IDEA TITLE VI-B (Supplement Pay)	-	177,400

ORANGE COUNTY SCHOOLS
2013-2014 Local Current Expense Budget
 By PRC (Program Report Code)

PRC 061	INSTRUCTIONAL SUPPLIES (IB Exam Fees, Supplies & Materials and Library Books)	\$ 171,392	\$ 171,392	
PRC 069	AT RISK STUDENT SERVICES (Salaries, Benefits, Contracted Services, Staff Development, Travel and Supplies & Materials)	200,000	200,000	
PRC 103	LITERACY SUPPORT (Salary, Supplement and Benefits)	45,017	48,582	
PRC 701	AFTER SCHOOL PROGRAM (Middle School After School)	125,000	125,000	
PRC 706	NON-YELLOW BUS (Activity Buses and Bus Driver Supplements)	51,198	51,578	
PRC 801	CURRICULAR SERVICES (Salaries, Benefits, Contracted Services, Printing, Fieldtrips, Travel, Memberships, Supplies & Materials and Science Program Enhancements)	776,727	662,824	
PRC 802	OPERATION OF PLANT (Maintenance Salaries, Benefits, District Wide Utilities, Resource Officers, Contracted Services, Security Monitoring, Maintenance Projects, Supplies & Materials and Gas & Oil)	3,579,130	4,530,130	(1),(3)
PRC 803	HUMAN RESOURCES (Criminal Records Check, Staff Development, Printing, Duke Employee Assistance Program, Travel, HRMS Fees, Supplies, SubFinder, Scanning, Recruitment Travel and Recruitment Materials)	119,252	184,252	(4)
PRC 804	FINANCIAL SERVICES (Copier Costs, Contracted Services, Staff Development, Printing, Travel, Liability, Vehicle & Property Insurance, Student Accident & Boiler Ins., Office Supplies, Fidelity Bond, and Memberships)	406,051	448,325	
PRC 805	SUPPORT SERVICES (Contracted Services and Supplies and Materials)	17,205	31,236	
PRC 806	STUDENT DISCIPLINE (Staff Development, Travel, Mobile Communications and Supplies and Materials)	10,000	-	
PRC 840	DSS FAMILY SOCIAL WORKERS (Orange County Funding for School Social Workers' Salaries & Benefits)	360,349	387,192	

ORANGE COUNTY SCHOOLS
2013-2014 Local Current Expense Budget
 By PRC (Program Report Code)

PRC 850	PROJECT GRADUATION (Contracted Services and Supplies & Materials)	\$ 12,000	\$ 12,000
PRC 851	CULTURAL ARTS (Supplements, Benefits, Contracted Services and Supplies & Materials)	86,565	86,667
PRC 854	BAND (Band Instrument Repair and Band Grants to Schools)	63,940	67,240
PRC 860	ATHLETICS (Supplements, Benefits, Catastrophic Insurance and Athletic Grants to Schools)	624,053	629,203
PRC 861	CO-CURRICULAR CLUBS (Supplements, Benefits and Supplies and Materials)	49,381	49,522
PRC 890	BOARD OF EDUCATION (Salaries, Benefits, Contracted Services, Workshops, Travel and Supplies)	50,032	90,036
PRC 891	EXECUTIVE ADMINISTRATION (Awards & Recognitions, Office Postage and Supplies and Materials)	26,000	26,574
PRC 892	BOARD AND ADMINISTRATION SUPPORT (Memberships & Fees, Legal Fees, Internal Auditor's Salary and Benefits, and External Audit Costs)	265,772	535,800
PRC 900	PUBLIC RELATIONS (Salary, Benefits, Printing/Promotional Materials, Supplies, and Membership Fees)	78,624	84,648
	TOTAL EXPENSES	<u>\$ 27,638,195</u>	<u>\$ 29,088,153</u>

- (1) Orange High School Connector between C and D Wings (\$1,000,000)(Page 41)
- (2) Elementary 1:1 laptop purchase (\$815,160)(Page 42)
- (3) Communication - Improve school-based emergency communication (\$80,000)(Page 43)
- (4) Salary Study (\$65,000)(Page 44)
- (5) Refresh-Administration, Certified Support Staff, Board of Education computers (\$63,000)(Page 45)
- (6) Assistive technology to selected students in the Exceptional Children's program (\$52,389)(Page 46)
- (7) Additional Assistant Principal position--Stanback MS (\$81,000)(Page 47)
- (8) Longevity pay for all employees based on both base salary and local supplement (\$120,000)(Page 48)
- (9) Additional administrator position in Human Resources (\$70,000)(Page 49)
- (10) Assistant Principals' 11th Month of Employment Supplement (\$26,000)(Page 50)

**Orange County Schools
Local Current Expense Budget 2013-2014**

REVENUES:

<u>CODE</u>	<u>DESCRIPTION REVENUES</u>	<u>2012-2013 BUDGET</u>	<u>2012-2013 ACTUAL</u>	<u>2013-14 BUDGET</u>	<u>Additional Appr. From BOE</u>	<u>TOTAL 2013-2014 BUDGET</u>
2.4110	County Appropriation	\$ 24,021,695	\$ 24,021,695	\$ 25,060,154	\$ -	\$ 25,060,154
2.4110.007	County Appropriation - Health	494,000	494,000	494,000	-	494,000
2.4410	Fines & Forfeitures	202,500	198,112	200,000	-	200,000
2.4450	Interest	70,000	68,380	70,000	-	70,000
2.4910	Fund Balance - Carryover	-	-	-	-	-
2.4910	Fund Balance - Appropriated	2,850,000	-	891,450	2,372,549	3,263,999
	TOTAL REVENUES	<u>\$ 27,638,195</u>	<u>\$ 24,782,187</u>	<u>\$ 26,715,604</u>	<u>\$ 2,372,549</u>	<u>\$ 29,088,153</u>

**Orange County Schools
Local Current Expense Budget 2013-2014**

EXPENDITURES:

<u>CODE</u> <u>PRC 001</u>	<u>DESCRIPTION</u> <u>CLASSROOM TEACHERS</u>	<u>2012-2013</u> <u>BUDGET</u>	<u>2012-2013</u> <u>ACTUAL</u>	<u>2013-14</u> <u>BUDGET</u>	<u>Additional</u> <u>Appr. From</u> <u>BOE</u>	<u>TOTAL</u> <u>2013-2014</u> <u>BUDGET</u>
2.5110.001.121	Salaries - Teachers	\$ 3,079,877	\$ 2,749,669	\$ 2,441,114	\$ -	\$ 2,441,114
2.5110.001.125	Salaries - New Teacher Orientation	-	1,344	1,500	-	1,500
2.5110.001.143	Tutor - Within Instructional Day	-	6,081	6,100	-	6,100
2.5110.001.181	Non-Tenured Supplements	723,496	612,987	585,001	-	585,001
2.51XX.001.183	One Time Bonus 2012-13	238,889	225,250	-	-	-
2.5110.001.192	Additional Responsibility Stipend	15,027	12,305	15,027	-	15,027
2.5110.001.211	Employer's Social Security Cost	310,857	265,169	233,229	-	233,229
2.5110.001.221	Employer's Retirement Cost	571,492	504,311	447,860	-	447,860
2.5110.001.231	Employer's Hospitalization Cost	501,028	418,957	383,797	-	383,797
2.5110.001.311	Contracted Services	82,500	58,340	82,500	-	82,500
2.5110.001.411	Supplies and Materials - Matching Funds	13,000	14,470	13,000	-	13,000
2.5110.001.459	Other Food Purchases - 6th Grade Academy	-	290	-	-	-
2.5111.001.181	Supplements - Tenured Teachers	1,038,270	905,786	906,692	-	906,692
2.5111.001.211	Employer's Social Security Cost	85,109	69,292	66,302	-	66,302
2.5111.001.221	Employer's Retirement Cost	158,312	128,894	127,317	-	127,317

**Orange County Schools
Local Current Expense Budget 2013-2014**

<u>CODE PRC 001</u>	<u>DESCRIPTION CLASSROOM TEACHERS</u>	<u>2012-2013 BUDGET</u>	<u>2012-2013 ACTUAL</u>	<u>2013-14 BUDGET</u>	<u>Additional Appr. From BOE</u>	<u>TOTAL 2013-2014 BUDGET</u>
2.5112.001.121	Salary - Cultural Arts Teacher	\$ 146,557	\$ 116,478	\$ 123,200	\$ -	\$ 123,200
2.5112.001.181	Supplement - 10+ Years	1,051,654	978,888	1,039,630	-	1,039,630
2.5112.001.211	Employer's Social Security Cost	95,836	84,840	88,957	-	88,957
2.5112.001.221	Employer's Retirement Cost	178,268	158,148	170,820	-	170,820
2.5112.001.231	Employer's Hospitalization Cost	15,576	21,405	21,140	-	21,140
2.5113.001.121	Salary - Physical Education Teacher	318,492	131,830	256,892	-	256,892
2.5113.001.211	Employer's Social Security Cost	24,364	10,616	19,652	-	19,652
2.5113.001.221	Employer's Retirement Cost	45,321	20,396	37,738	-	37,738
2.5113.001.231	Employer's Hospitalization Cost	36,344	11,134	26,425	-	26,425
2.5114.001.121	Salary - Foreign Language Teacher	123,635	133,337	186,775	-	186,775
2.5114.001.211	Employer's Social Security Cost	9,457	10,793	14,288	-	14,288
2.5114.001.221	Employer's Retirement Cost	17,593	19,887	27,437	-	27,437
2.5114.001.231	Employer's Hospitalization Cost	20,768	19,439	31,710	-	31,710
2.5115.001.121	Salary - Teacher - Technology	32,690	3,150	-	-	-
2.5115.001.211	Employer's Social Security Cost	2,501	662	-	-	-
2.5115.001.221	Employer's Retirement Cost	4,652	1,160	-	-	-
2.5115.001.231	Employer's Hospitalization Cost	3,219	371	-	-	-
2.5120.001.125	Salary - New Teacher Orientation	-	430	-	-	-
2.5120.001.211	Employer's Social Security Cost	-	1,286	-	-	-
2.5120.001.221	Employer's Retirement Cost	-	2,409	-	-	-

**Orange County Schools
Local Current Expense Budget 2013-2014**

<u>CODE</u> <u>PRC 001</u>	<u>DESCRIPTION</u> <u>CLASSROOM TEACHERS</u>	<u>2012-2013</u> <u>BUDGET</u>	<u>2012-2013</u> <u>ACTUAL</u>	<u>2013-14</u> <u>BUDGET</u>	<u>Additional</u> <u>Appr. From</u> <u>BOE</u>	<u>TOTAL</u> <u>2013-2014</u> <u>BUDGET</u>
2.5210.001.121	Salary - Teacher - Exceptional Children	\$ -	\$ -	\$ 15,400	\$ -	\$ 15,400
2.5210.001.181	Director Supplements	21,360	20,099	10,751	-	10,751
2.52XX.001.183	One Time Bonus 2012-13	50,750	50,750	-	-	-
2.5210.001.211	Employer's Social Security Cost	5,516	5,420	2,000	-	2,000
2.5210.001.221	Employer's Retirement Cost	10,262	10,081	3,842	-	3,842
2.5210.001.231	Employer's Hospitalization Cost	-	865	2,643	-	2,643
2.5210.001.311	Vocational Rehab Match	30,000	28,172	30,000	-	30,000
2.5310.001.121	Salary - Teacher - Alternative Instruction	31,508	30,253	-	-	-
2.53XX.001.183	One Time Bonus 2012-13	13,000	12,500	-	-	-
2.53XX.001.211	Employer's Social Security Cost	3,405	3,251	-	-	-
2.53XX.001.221	Employer's Retirement Cost	6,334	5,999	-	-	-
2.5310.001.231	Employer's Hospitalization Cost	4,829	3,496	-	-	-
2.54XX.001.183	One Time Bonus 2012-13	15,000	14,000	-	-	-
2.54XX.001.211	Employer's Social Security Cost	1,148	1,071	-	-	-
2.54XX.001.221	Employer's Retirement Cost	2,135	1,992	-	-	-
2.58XX.001.183	One Time Bonus 2012-13	23,500	22,500	-	-	-
2.58XX.001.211	Employer's Social Security Cost	1,798	1,721	-	-	-
2.58XX.001.221	Employer's Retirement Cost	3,344	3,202	-	-	-
2.5820.001.181	Director's Supplement	4,952	5,942	4,952	-	4,952

**Orange County Schools
Local Current Expense Budget 2013-2014**

<u>CODE</u> <u>PRC 001</u>	<u>DESCRIPTION</u> <u>CLASSROOM TEACHERS</u>	<u>2012-2013</u> <u>BUDGET</u>	<u>2012-2013</u> <u>ACTUAL</u>	<u>2013-14</u> <u>BUDGET</u>	<u>Additional</u> <u>Appr. From</u> <u>BOE</u>	<u>TOTAL</u> <u>2013-2014</u> <u>BUDGET</u>
2.5820.001.211	Employer's Social Security Cost	\$ 379	\$ 455	\$ 379	\$ -	\$ 379
2.5820.001.221	Employer's Retirement Cost	705	846	728	-	728
2.61XX.001.183	One Time Bonus 2012-13	2,265	2,765	-	-	-
2.61XX.001.211	Employer's Social Security Cost	173	212	-	-	-
2.61XX.001.221	Employer's Retirement Cost	322	393	-	-	-
2.6200.001.183	One Time Bonus 2012-13	1,000	1,000	-	-	-
2.6200.001.211	Employer's Social Security Cost	77	77	-	-	-
2.6200.001.221	Employer's Retirement Cost	142	142	-	-	-
2.6300.001.183	One Time Bonus 2012-13	235	235	-	-	-
2.6300.001.211	Employer's Social Security Cost	18	18	-	-	-
2.6300.001.221	Employer's Retirement Cost	33	33	-	-	-
2.6400.001.183	One Time Bonus 2012-13	500	500	-	-	-
2.6400.001.211	Employer's Social Security Cost	38	38	-	-	-
2.6400.001.221	Employer's Retirement Cost	71	71	-	-	-
2.6550.001.183	One Time Bonus 2012-13	500	500	-	-	-
2.6550.001.211	Employer's Social Security Cost	38	38	-	-	-
2.6550.001.221	Employer's Retirement Cost	71	71	-	-	-
2.66XX.001.183	One Time Bonus 2012-13	1,500	1,500	-	-	-
2.66XX.001.211	Employer's Social Security Cost	115	115	-	-	-
2.66XX.001.221	Employer's Retirement Cost	213	213	-	-	-

**Orange County Schools
Local Current Expense Budget 2013-2014**

<u>CODE</u> <u>PRC 001</u>	<u>DESCRIPTION</u> <u>CLASSROOM TEACHERS</u>	<u>2012-2013</u> <u>BUDGET</u>	<u>2012-2013</u> <u>ACTUAL</u>	<u>2013-14</u> <u>BUDGET</u>	<u>Additional</u> <u>Appr. From</u> <u>BOE</u>	<u>TOTAL</u> <u>2013-2014</u> <u>BUDGET</u>
2.6710.001.183	One Time Bonus 2012-13	\$ 500	\$ 500	\$ -	\$ -	\$ -
2.6710.001.211	Employer's Social Security Cost	38	38	-	-	-
2.6710.001.221	Employer's Retirement Cost	71	71	-	-	-
2.694X.001.183	One Time Bonus 2012-13	2,000	1,500	-	-	-
2.694X.001.211	Employer's Social Security Cost	153	22	-	-	-
2.694X.001.221	Employer's Retirement Cost	285	213	-	-	-
2.6950.001.183	One Time Bonus 2012-13	-	500	-	-	-
2.6950.001.211	Employer's Social Security Cost	-	38	-	-	-
2.6950.001.221	Employer's Retirement Cost	-	71	-	-	-
TOTAL		<u>\$ 9,185,066</u>	<u>\$ 7,933,297</u>	<u>\$ 7,424,798</u>	<u>\$ -</u>	<u>\$ 7,424,798</u>

<u>CODE</u> <u>PRC 002</u>	<u>DESCRIPTION</u> <u>CENTRAL OFFICE ADMINISTRATION</u>	<u>2012-2013</u> <u>BUDGET</u>	<u>2012-2013</u> <u>ACTUAL</u>	<u>2013-14</u> <u>BUDGET</u>	<u>Appr. From</u> <u>BOE</u>	<u>2013-2014</u> <u>BUDGET</u>
2.61XX.002.1XX	Salary - Central Office Admin.	\$ 311,833	\$ 288,913	\$ 322,684	\$ -	\$ 322,684
2.61XX.002.181	Supplement - Central Office Admin.	68,200	59,098	62,940	-	62,940
2.61XX.002.211	Employer's Social Security Cost	29,073	25,646	29,501	-	29,501
2.61XX.002.221	Employer's Retirement Cost	54,079	49,522	56,648	-	56,648
2.61XX.002.231	Employer's Hospitalization Cost	25,285	22,256	25,738	-	25,738
2.6200.002.113	Salary - Director	74,556	74,556	74,556	-	74,556
2.6200.002.181	Supplement - Central Office Admin	8,946	8,946	8,946	-	8,946

**Orange County Schools
Local Current Expense Budget 2013-2014**

<u>CODE</u> <u>PRC 002</u>	<u>DESCRIPTION</u> <u>CENTRAL OFFICE ADMINISTRATION</u>	<u>2012-2013</u> <u>BUDGET</u>	<u>2012-2013</u> <u>ACTUAL</u>	<u>2013-14</u> <u>BUDGET</u>	<u>Additional</u> <u>Appr. From</u> <u>BOE</u>	<u>TOTAL</u> <u>2013-2014</u> <u>BUDGET</u>
2.6200.002.211	Employer's Social Security Cost	\$ 6,388	\$ 6,388	\$ 6,388	\$ -	\$ 6,388
2.6200.002.221	Employer's Retirement Cost	11,882	11,882	12,266	-	12,266
2.6200.002.231	Employer's Hospitalization Cost	5,192	-	5,285	-	5,285
2.6400.002.113	Salary - Central Office Administration	74,244	74,244	74,244	-	74,244
2.6400.002.181	Supplement-Central Office Admin	8,910	12,122	12,122	-	12,122
2.6400.002.211	Employer's Social Security Cost	6,361	6,242	6,608	-	6,608
2.6400.002.221	Employer's Retirement Cost	11,833	12,290	12,687	-	12,687
2.6400.002.231	Employer's Hospitalization Cost	5,192	5,192	5,285	-	5,285
2.65XX.002.113	Salary - Central Office Admin.	69,113	59,952	58,152	-	58,152
2.65XX.002.181	Supplement - Central Office Admin	22,471	22,820	22,394	-	22,394
2.65XX.002.211	Employer's Social Security Cost	10,803	6,254	6,162	-	6,162
2.65XX.002.221	Employer's Retirement Cost	20,094	11,779	11,833	-	11,833
2.65XX.002.231	Employer's Hospitalization Cost	10,384	5,192	5,285	-	5,285
2.66XX.002.113	Salary - Central Office Admin.	56,604	56,604	56,604	47,231 (9)	103,835
2.66XX.002.181	Supplement - Central Office Admin	16,672	16,672	16,672	5,668 (9)	22,340
2.66XX.002.211	Employer's Social Security Cost	5,606	5,120	5,605	4,046 (9)	9,651
2.66XX.002.221	Employer's Retirement Cost	10,427	10,427	10,764	7,770 (9)	18,534
2.66XX.002.231	Employer's Hospitalization Cost	5,192	4,999	5,285	5,285 (9)	10,570
2.67XX.002.113	Salary - Central Office Admin.	81,108	81,108	81,108	-	81,108
2.67XX.002.181	Supplement - Central Office Admin	9,733	11,589	9,733	-	9,733

**Orange County Schools
Local Current Expense Budget 2013-2014**

CODE <u>PRC 002</u>	DESCRIPTION <u>CENTRAL OFFICE ADMINISTRATION</u>	2012-2013 <u>BUDGET</u>	2012-2013 <u>ACTUAL</u>	2013-14 <u>BUDGET</u>	Additional Appr. From <u>BOE</u>	TOTAL 2013-2014 <u>BUDGET</u>
2.67XX.002.211	Employer's Social Security Cost	\$ 6,949	\$ 7,024	\$ 6,950	\$ -	\$ 6,950
2.67XX.002.221	Employer's Retirement Cost	12,927	13,191	13,345	-	13,345
2.67XX.002.231	Employer's Hospitalization Cost	5,192	5,192	5,285	-	5,285
2.69XX.002.111	Salary - Superintendent	-	10,000	-	-	-
2.69XX.002.181	Supplement - Central Office Admin.	92,075	85,201	121,907	-	121,907
2.69XX.002.182	Travel Supplement	20,400	20,733	25,200	-	25,200
2.69XX.002.211	Employer's Social Security Cost	8,605	7,072	11,253	-	11,253
2.69XX.002.221	Employer's Retirement Cost	16,006	13,317	21,610	-	21,610
2.69XX.002.231	Employer's Hospitalization Cost	-	19,290	-	-	-
2.7100.002.181	Supplement - Central Office Admin	9,704	8,087	-	-	-
2.7100.002.211	Employer's Social Security Cost	742	619	-	-	-
2.7100.002.221	Employer's Retirement Cost	1,381	1,151	-	-	-
2.7200.002.181	Supplement - Central Office Admin	6,852	6,852	7,871	-	7,871
2.7200.002.211	Employer's Social Security Cost	524	524	602	-	602
2.7200.002.221	Employer's Retirement Cost	975	975	1,156	-	1,156
	TOTAL	<u>\$ 1,202,513</u>	<u>\$ 1,149,040</u>	<u>\$ 1,220,674</u>	<u>\$ 70,000</u>	(9) <u>\$ 1,290,674</u>

CODE <u>PRC 003</u>	DESCRIPTION <u>NON-INSTRUCTIONAL SUPPORT</u>	2012-2013 <u>BUDGET</u>	2012-2013 <u>ACTUAL</u>	2013-14 <u>BUDGET</u>	Additional Appr. From <u>BOE</u>	TOTAL 2013-2014 <u>BUDGET</u>
2.51XX.003.162	Salaries - Substitutes	\$ 243,000	\$ 287,525	\$ 288,439	\$ -	\$ 288,439
2.51XX.003.181	Classified Supplement	-	3,436	3,388	-	3,388

**Orange County Schools
Local Current Expense Budget 2013-2014**

<u>CODE</u> <u>PRC 003</u>	<u>DESCRIPTION</u> <u>NON-INSTRUCTIONAL SUPPORT</u>	<u>2012-2013</u> <u>BUDGET</u>	<u>2012-2013</u> <u>ACTUAL</u>	<u>2013-14</u> <u>BUDGET</u>	<u>Additional</u> <u>Appr. From</u> <u>BOE</u>	<u>TOTAL</u> <u>2013-2014</u> <u>BUDGET</u>
2.5110.003.183	One Time Bonus 2012-13	\$ 39,150	\$ 39,116	\$ -	\$ -	\$ -
2.51XX.003.211	Employer's Social Security Cost	21,584	25,206	22,325	-	22,325
2.51XX.003.221	Employer's Retirement Cost	5,571	6,412	498	-	498
2.52XX.003.162	Salaries - Substitutes	7,500	1,878	1,878	-	1,878
2.52XX.003.183	One Time Bonus 2012-13	22,550	24,833	-	-	-
2.52XX.003.211	Employer's Social Security Cost	2,299	2,043	144	-	144
2.52XX.003.221	Employer's Retirement Cost	3,209	3,463	-	-	-
2.53XX.003.162	Salaries - Substitutes	3,500	3,683	3,683	-	3,683
2.53XX.003.183	One Time Bonus 2012-13	2,200	2,700	-	-	-
2.53XX.003.211	Employer's Social Security Cost	436	488	282	-	282
2.53XX.003.221	Employer's Retirement Cost	313	313	-	-	-
2.540X.003.151	Salaries - School Based Personnel	610,365	550,980	610,365	-	610,365
2.540X.003.183	One Time Bonus 2012-13	11,375	10,875	-	-	-
2.540X.003.199	Overtime Pay	-	2,430	-	-	-
2.540X.003.211	Employer's Social Security Cost	47,563	40,572	46,693	-	46,693
2.540X.003.221	Employer's Retirement Cost	88,474	80,298	89,663	-	89,663
2.540X.003.231	Employer's Hospitalization Cost	103,840	82,923	105,700	-	105,700
2.5810.003.162	Salaries - Substitutes	6,000	-	6,000	-	6,000
2.5810.003.211	Employer's Social Security Cost	459	-	459	-	459
2.5820.003.151	NCWISE Clerical Salaries	336,792	316,952	336,792	-	336,792
2.5820.003.183	One Time Bonus 2012-13	7,250	5,500	-	-	-

**Orange County Schools
Local Current Expense Budget 2013-2014**

<u>CODE</u> <u>PRC 003</u>	<u>DESCRIPTION</u> <u>NON-INSTRUCTIONAL SUPPORT</u>	<u>2012-2013</u> <u>BUDGET</u>	<u>2012-2013</u> <u>ACTUAL</u>	<u>2013-14</u> <u>BUDGET</u>	<u>Additional</u> <u>Appr. From</u> <u>BOE</u>	<u>TOTAL</u> <u>2013-2014</u> <u>BUDGET</u>
2.5820.003.211	Employer's Social Security Cost	\$ 26,319	\$ 22,315	\$ 25,765	\$ -	\$ 25,765
2.5820.003.221	Employer's Retirement Cost	48,957	45,885	49,475	-	49,475
2.5820.003.231	Employer's Hospitalization Cost	57,112	43,266	58,135	-	58,135
2.5830.003.151	Guidance Clerical Support	36,280	36,280	36,280	-	36,280
2.5830.003.183	One Time Bonus 2012-13	-	1,000	-	-	-
2.5830.003.211	Employer's Social Security Cost	2,775	2,833	2,775	-	2,775
2.5830.003.221	Employer's Retirement Cost	5,163	5,305	5,330	-	5,330
2.5830.003.231	Employer's Hospitalization Cost	5,192	4,327	5,285	-	5,285
2.5850.003.183	One Time Bonus 2012-13	-	500	-	-	-
2.5850.003.211	Employer's Social Security Cost	-	38	-	-	-
2.5860.003.152	Help Desk Technician	13,799	-	-	-	-
2.5860.003.211	Employer's Social Security Cost	1,056	-	-	-	-
2.5860.003.231	Employer's Retirement Cost	1,964	-	-	-	-
2.5880.003.183	One Time Bonus 2012-13	-	500	-	-	-
2.5880.003.211	Employer's Social Security Cost	-	38	-	-	-
2.5880.003.221	Employer's Retirement Cost	-	71	-	-	-
2.61XX.003.151	Salary - Tech Secretary	-	39,468	39,468	-	39,468
2.61XX.003.181	Supplement - Classified Staff	440,000	437,885	445,000	-	445,000
2.61XX.003.183	One Time Bonus 2012-13	1,000	1,000	-	-	-
2.61XX.003.211	Employer's Social Security Cost	33,737	36,573	37,062	-	37,062
2.61XX.003.221	Employer's Retirement Cost	62,754	66,207	71,168	-	71,168

**Orange County Schools
Local Current Expense Budget 2013-2014**

<u>CODE</u> <u>PRC 003</u>	<u>DESCRIPTION</u> <u>NON-INSTRUCTIONAL SUPPORT</u>	<u>2012-2013</u> <u>BUDGET</u>	<u>2012-2013</u> <u>ACTUAL</u>	<u>2013-14</u> <u>BUDGET</u>	<u>Additional</u> <u>Appr. From</u> <u>BOE</u>	<u>TOTAL</u> <u>2013-2014</u> <u>BUDGET</u>
2.61XX.003.231	Employer's Hospitalization Cost	\$ -	\$ 4,327	\$ 5,285	\$ -	\$ 5,285
2.6200.003.183	One Time Bonus 2012-13	875	875	-	-	-
2.6200.003.211	Employer's Social Security Cost	67	67	-	-	-
2.6200.003.221	Employer's Retirement Cost	125	125	-	-	-
2.6300.003.183	One Time Bonus 2012-13	800	800	-	-	-
2.6300.003.211	Employer's Social Security Cost	61	61	-	-	-
2.6300.003.221	Employer's Retirement Cost	114	114	-	-	-
2.6400.003.146	NC WISE Coordinator	40,152	40,152	40,152	-	40,152
2.6400.003.151	Salary - Secretaries	34,812	31,911	34,812	-	34,812
2.6400.003.183	One Time Bonus 2012-13	5,500	1,000	-	-	-
2.6400.003.211	Employer's Social Security Cost	6,156	5,549	5,735	-	5,735
2.6400.003.221	Employer's Retirement Cost	11,450	10,397	11,012	-	11,012
2.6400.003.231	Employer's Hospitalization Cost	10,384	9,519	10,570	-	10,570
2.6401.003.151	Salary - Technology Assistants	103,480	125,950	125,950	-	125,950
2.6401.003.152	Salary - Technology Network Support	194,112	211,056	211,056	-	211,056
2.6401.003.183	One Time Bonus 2012-13	-	4,500	-	-	-
2.6401.003.199	Overtime Pay	-	3,456	-	-	-
2.6401.003.211	Employer's Social Security Cost	22,766	25,032	25,781	-	25,781
2.6401.003.221	Employer's Retirement Cost	42,347	47,356	49,506	-	49,506
2.6401.003.231	Employer's Hospitalization Cost	46,728	33,747	47,565	-	47,565
2.6520.003.151	Salaries - Print Shop	35,052	41,727	66,456	-	66,456

**Orange County Schools
Local Current Expense Budget 2013-2014**

CODE <u>PRC 003</u>	DESCRIPTION <u>NON-INSTRUCTIONAL SUPPORT</u>	2012-2013 <u>BUDGET</u>	2012-2013 <u>ACTUAL</u>	2013-14 <u>BUDGET</u>	Additional Appr. From <u>BOE</u>	TOTAL 2013-2014 <u>BUDGET</u>
2.6520.003.199	Overtime Pay	\$ -	\$ 506	\$ -	\$ -	\$ -
2.6520.003.211	Employer's Social Security Cost	2,681	4,026	5,084	-	5,084
2.6520.003.221	Employer's Retirement Cost	4,988	7,518	9,762	-	9,762
2.6520.003.231	Employer's Hospitalization Cost	5,192	7,355	10,570	-	10,570
2.6540.003.173	Salary - Custodians	-	10,585	10,585	-	10,585
2.6540.003.199	Overtime - Custodians	1,000	-	1,000	-	1,000
2.6540.003.211	Employer's Social Security Cost	14,605	2,096	810	-	810
2.6540.003.221	Employer's Retirement Cost	142	2,627	1,702	-	1,702
2.6540.003.231	Employer's Hospitalization Cost	-	557	-	-	-
2.6540.003.311	Contracted Services	552,000	481,631	653,832	-	653,832
2.65XX.003.183	One Time Bonus 2012-13	52,575	66,950	-	-	-
2.6550.003.211	Employer's Social Security Cost	4,022	3,037	-	-	-
2.6550.003.221	Employer's Retirement Cost	7,481	2,341	-	-	-
2.6560.003.171	Salary - Courier	20,000	13,180	20,000	-	20,000
2.6560.003.211	Employer's Social Security Cost	1,530	994	1,530	-	1,530
2.6560.003.221	Employer's Retirement Cost	2,846	1,911	2,938	-	2,938
2.6560.003.231	Employer's Hospitalization Cost	2,596	2,361	2,643	-	2,643
2.6580.003.211	Employer's Social Security Cost	-	689	-	-	-
2.6580.003.211	Employer's Retirement Cost	-	1,281	-	-	-
2.6610.003.151	Salary - Financial Services Clerical	201,012	268,437	201,781	-	201,781
2.66XX.003.183	One Time Bonus 2012-13	5,125	6,125	-	-	-

**Orange County Schools
Local Current Expense Budget 2013-2014**

<u>CODE</u> <u>PRC 003</u>	<u>DESCRIPTION</u> <u>NON-INSTRUCTIONAL SUPPORT</u>	<u>2012-2013</u> <u>BUDGET</u>	<u>2012-2013</u> <u>ACTUAL</u>	<u>2013-14</u> <u>BUDGET</u>	<u>Additional</u> <u>Appr. From</u> <u>BOE</u>	<u>TOTAL</u> <u>2013-2014</u> <u>BUDGET</u>
2.6610.003.211	Employer's Social Security Cost	\$ 15,769	\$ 19,908	\$ 15,436	\$ -	\$ 15,436
2.6610.003.221	Employer's Retirement Cost	29,333	38,697	29,641	-	29,641
2.6610.003.231	Employer's Hospitalization Cost	25,960	25,960	29,068	-	29,068
2.6620.003.151	Salary - Human Resources Clerical	170,683	176,003	156,479	-	156,479
2.6620.003.199	Overtime Pay	-	1,925	-	-	-
2.6620.003.211	Employer's Social Security Cost	13,057	13,532	11,971	-	11,971
2.6620.003.221	Employer's Retirement Cost	18,596	17,632	17,681	-	17,681
2.6620.003.231	Employer's Hospitalization Cost	16,874	12,857	15,855	-	15,855
2.6710.003.151	Salary - Accountability Assistant	23,856	21,866	23,856	-	23,856
2.6710.003.153	Salary - Accountability Specialist	45,000	18,788	45,000	-	45,000
2.6710.003.183	One Time Bonus 2012-13	500	1,000	-	-	-
2.6710.003.211	Employer's Social Security Cost	2,781	3,187	5,268	-	5,268
2.6710.003.221	Employer's Retirement Cost	5,173	4,518	6,611	-	6,611
2.6710.003.231	Employer's Hospitalization Cost	5,192	4,327	7,928	-	7,928
2.694X.003.151	Salary - Administrative Clerical	140,952	162,806	174,552	-	174,552
2.694X.003.183	One Time Bonus 2012-13	2,000	2,000	-	-	-
2.694X.003.211	Employer's Social Security Cost	10,936	11,600	13,354	-	13,354
2.694X.003.221	Employer's Retirement Cost	20,342	23,452	25,642	-	25,642
2.694X.003.231	Employer's Hospitalization Cost	15,576	17,306	21,140	-	21,140
2.7100.003.183	One Time Bonus 2012-13	3,100	3,100	-	-	-
2.7100.003.211	Employer's Social Security Cost	237	237	-	-	-

**Orange County Schools
Local Current Expense Budget 2013-2014**

<u>CODE</u> <u>PRC 003</u>	<u>DESCRIPTION</u> <u>NON-INSTRUCTIONAL SUPPORT</u>	<u>2012-2013</u> <u>BUDGET</u>	<u>2012-2013</u> <u>ACTUAL</u>	<u>2013-14</u> <u>BUDGET</u>	<u>Additional</u> <u>Appr. From</u> <u>BOE</u>	<u>TOTAL</u> <u>2013-2014</u> <u>BUDGET</u>
2.7100.003.221	Employer's Retirement Cost	\$ 441	\$ 441	\$ -	\$ -	\$ -
2.7200.003.183	One Time Bonus 2012-13	24,750	27,125	-	-	-
2.7200.003.211	Employer's Social Security Cost	1,893	2,075	-	-	-
2.7200.003.221	Employer's Retirement Cost	3,522	3,326	-	-	-
TOTAL		\$ 4,328,840	\$ 4,330,712	\$ 4,447,651	\$ -	\$ 4,447,651

<u>CODE</u> <u>PRC 005</u>	<u>DESCRIPTION</u> <u>SCHOOL BUILDING ADMINISTRATION</u>	<u>2012-2013</u> <u>BUDGET</u>	<u>2012-2013</u> <u>ACTUAL</u>	<u>2013-14</u> <u>BUDGET</u>	<u>Additional</u> <u>Appr. From</u> <u>BOE</u>	<u>TOTAL</u> <u>2013-2014</u> <u>BUDGET</u>
2.5401.005.114	Salary - Principals	\$ -	\$ 2,354	\$ -	\$ -	\$ -
2.5401.005.181	Supplements - Principals	224,894	225,615	231,108	-	231,108
2.5401.005.211	Employer's Social Security Cost	17,204	17,439	17,680	-	17,680
2.5401.005.221	Employer's Retirement Cost	32,002	32,287	33,950	-	33,950
2.5401.005.332	Travel - Principals	6,955	1,857	6,955	-	6,955
2.5402.005.116	Salaries - Assistant Principals	368,798	404,031	404,031	56,263 (7),(10)	460,294
2.5402.005.181	Assistant Principals - Supplement	88,857	83,915	83,915	26,878 (7),(10)	110,793
2.5402.005.211	Employer's Social Security Cost	35,011	35,893	37,328	6,361 (7),(10)	43,689
2.5402.005.221	Employer's Retirement Cost	65,124	68,370	71,680	12,213 (7),(10)	83,893
2.5402.005.231	Employer's Hospitalization Cost	42,480	36,953	42,280	5,285 (7),(10)	47,565
2.5403.005.332	School Clerical Travel	7,500	7,261	7,500	-	7,500
TOTAL		\$ 888,825	\$ 915,976	\$ 936,427	\$ 107,000 (7),(10)	\$ 1,043,427

**Orange County Schools
Local Current Expense Budget 2013-2014**

CODE PRC 007	DESCRIPTION INSTRUCTIONAL SUPPORT	2012-2013 BUDGET	2012-2013 ACTUAL	2013-14 BUDGET	Additional Appr. From BOE	TOTAL 2013-2014 BUDGET
2.5110.007.135	Salary - Literacy Coach	\$ 40,660	\$ 102,300	\$ 102,300	\$ -	\$ 102,300
2.5110.007.211	Employer's Social Security Cost	3,111	6,716	7,826	-	7,826
2.5110.007.221	Employer's Retirement Cost	5,786	14,557	15,028	-	15,028
2.5110.007.231	Employer's Hospitalization Cost	5,192	10,384	10,570	-	10,570
2.5210.007.133	Salary - Psychological Services	47,200	-	-	-	-
2.5210.007.211	Employer's Social Security Cost	3,611	-	-	-	-
2.5210.007.221	Employer's Retirement Cost	6,717	-	-	-	-
2.5210.007.231	Employer's Hospitalization Cost	5,192	-	-	-	-
2.5810.007.131	Salaries - Media Specialist	325,920	254,335	254,335	-	254,335
2.5810.007.211	Employer's Social Security Cost	24,933	18,961	19,457	-	19,457
2.5810.007.221	Employer's Retirement Cost	46,378	36,192	37,362	-	37,362
2.5810.007.231	Employer's Hospitalization Cost	36,344	23,734	38,320	-	38,320
2.5830.007.131	Salaries - Guidance	261,660	278,235	278,235	-	278,235
2.5830.007.211	Employer's Social Security Cost	20,017	20,731	21,285	-	21,285
2.5830.007.221	Employer's Retirement Cost	37,234	39,573	40,873	-	40,873
2.5830.007.231	Employer's Hospitalization Cost	36,344	36,857	38,320	-	38,320
2.5840.007.131	Salaries - Nurses	54,841	38,681	39,380	-	39,380
2.5840.007.211	Employer's Social Security Cost	4,195	2,959	3,013	-	3,013
2.5840.007.221	Employer's Retirement Cost	7,804	1,987	5,785	-	5,785
2.5840.007.231	Employer's Hospitalization Cost	5,192	-	5,285	-	5,285
	TOTAL	<u>\$ 978,331</u>	<u>\$ 886,203</u>	<u>\$ 917,374</u>	<u>\$ -</u>	<u>\$ 917,374</u>

**Orange County Schools
Local Current Expense Budget 2013-2014**

<u>CODE</u> <u>PRC 009</u>	<u>DESCRIPTION</u> <u>NON-CONTRIBUTORY BENEFITS</u>	<u>2012-2013</u> <u>BUDGET</u>	<u>2012-2013</u> <u>ACTUAL</u>	<u>2013-14</u> <u>BUDGET</u>	<u>Additional</u> <u>Appr. From</u> <u>BOE</u>		<u>TOTAL</u> <u>2013-2014</u> <u>BUDGET</u>
2.5110.009.184	Longevity Pay	\$ 6,575	\$ 8,187	\$ 8,187	\$ 65,736	(8)	\$ 73,923
2.5110.009.185	Bonus Leave Payout	48	-	-	-		-
2.5110.009.188	Annual Leave Payout	6,319	10,338	10,338	-		10,338
2.5110.009.211	Employer's Social Security Cost	990	1,407	1,407	-		1,407
2.5110.009.221	Employer's Retirement Cost	1,504	2,262	2,262	-		2,262
2.5110.009.233	Unemployment	70,000	29,233	52,973	-		52,973
2.511X.009.235	Life Insurance	3,830	3,772	3,772	-		3,772
2.5110.009.363	Assessments/Penalties	-	732	732	-		732
2.5120.009.235	Life Insurance	264	258	258	-		258
2.5210.009.184	Longevity Pay	502	-	-	16,567	(8)	16,567
2.5210.009.185	Bonus Leave Payout	-	29	29	-		29
2.5210.009.188	Annual Leave Payout	-	12,681	12,681	-		12,681
2.5210.009.211	Employer's Social Security Cost	38	958	958	-		958
2.5210.009.221	Employer's Retirement Cost	71	1,809	1,809	-		1,809
2.5260.009.184	Longevity Pay	3,838	557	557	-		557
2.5260.009.188	Annual Leave Payout	11,783	-	-	-		-
2.5260.009.211	Employer's Social Security Cost	1,187	43	43	-		43
2.5260.009.221	Employer's Retirement Cost	1,677	79	79	-		79
2.5270.009.188	Annual Leave Payout	-	417	417	-		417
2.5270.009.211	Employer's Social Security Cost	-	32	32	-		32
2.5270.009.221	Employer's Retirement Cost	-	59	59	-		59

**Orange County Schools
Local Current Expense Budget 2013-2014**

<u>CODE</u> <u>PRC 009</u>	<u>DESCRIPTION</u> <u>NON-CONTRIBUTORY BENEFITS</u>	<u>2012-2013</u> <u>BUDGET</u>	<u>2012-2013</u> <u>ACTUAL</u>	<u>2013-14</u> <u>BUDGET</u>	<u>Additional</u> <u>Appr. From</u> <u>BOE</u>	<u>TOTAL</u> <u>2013-2014</u> <u>BUDGET</u>
2.52XX.009.235	Life Insurance	\$ 1,015	\$ 1,106	\$ 1,106	\$ -	\$ 1,106
2.53XX.009.184	Longevity Pay	1,407	-	-	2,252 (8)	2,252
2.53XX.009.211	Employer's Social Security Cost	108	-	-	-	-
2.53XX.009.221	Employer's Retirement Cost	200	-	-	-	-
2.53XX.009.235	Life Insurance	254	262	262	-	262
2.540X.009.184	Longevity Pay	10,192	22,025	22,025	8,136 (8)	30,161
2.540X.009.188	Annual Leave Payout	4,110	9,127	9,127	-	9,127
2.540X.009.211	Employer's Social Security Cost	1,095	2,382	2,382	-	2,382
2.540X.009.221	Employer's Retirement Cost	2,035	4,433	4,433	-	4,433
2.540X.009.235	Life Insurance	386	392	392	-	392
2.58XX.009.184	Longevity Pay	4,750	12,577	12,577	6,423 (8)	19,000
2.58XX.009.185	Bonus Leave Payout	-	109	109	-	109
2.58XX.009.188	Annual Leave Payout	136	437	437	-	437
2.58XX.009.211	Employer's Social Security Cost	373	1,004	1,004	-	1,004
2.58XX.009.221	Employer's Retirement Cost	676	1,818	1,818	-	1,818
2.58XX.009.235	Life Insurance	458	452	452	-	452
2.61XX.009.184	Longevity Pay	7,422	12,960	12,960	1,122 (8)	14,082
2.61XX.009.185	Bonus Leave Payout	6,112	-	-	-	-
2.61XX.009.188	Annual Leave Payout	7,972	260	260	-	260
2.61XX.009.211	Employer's Social Security Cost	1,639	1,010	1,010	-	1,010
2.61XX.009.221	Employer's Retirement Cost	3,060	1,881	1,881	-	1,881

**Orange County Schools
Local Current Expense Budget 2013-2014**

<u>CODE</u> <u>PRC 009</u>	<u>DESCRIPTION</u> <u>NON-CONTRIBUTORY BENEFITS</u>	<u>2012-2013</u> <u>BUDGET</u>	<u>2012-2013</u> <u>ACTUAL</u>	<u>2013-14</u> <u>BUDGET</u>	<u>Additional</u> <u>Appr. From</u> <u>BOE</u>	<u>TOTAL</u> <u>2013-2014</u> <u>BUDGET</u>
2.61XX.009.235	Life Insurance	\$ 45	\$ 56	\$ 56	\$ -	\$ 56
2.6200.009.184	Longevity Pay	-	202	202	738	(8) 940
2.6200.009.211	Employer's Social Security Cost	-	15	15	-	15
2.6200.009.221	Employer's Retirement Cost	-	29	29	-	29
2.6200.009.235	Life Insurance	30	29	29	-	29
2.6300.009.235	Life Insurance	22	17	17	-	17
2.6400.009.184	Longevity Pay	1,029	2,238	2,238	132	(8) 2,370
2.6400.009.211	Employer's Social Security Cost	79	171	171	-	171
2.6400.009.221	Employer's Retirement Cost	146	318	318	-	318
2.640X.009.235	Life Insurance	54	89	89	-	89
2.65XX.009.184	Longevity Pay	15,649	15,647	15,647	14,049	(8) 29,697
2.65XX.009.185	Bonus Leave Payout	340	823	823	-	823
2.65XX.009.188	Annual Leave Payout	610	3,329	3,329	-	3,329
2.65XX.009.211	Employer's Social Security Cost	1,681	1,511	1,511	-	1,511
2.65XX.009.221	Employer's Retirement Cost	2,362	2,814	2,814	-	2,814
2.65XX.009.235	Life Insurance	725	712	712	-	712
2.66XX.009.184	Longevity Pay	270	11,026	11,026	1,365	(8) 12,391
2.66XX.009.185	Bonus Leave Payout	1,466	5,040	5,040	-	5,040
2.66XX.009.188	Annual Leave Payout	8,785	6,048	6,048	-	6,048
2.66XX.009.211	Employer's Social Security Cost	805	1,692	1,692	-	1,692
2.66XX.009.221	Employer's Retirement Cost	1,497	3,147	3,147	-	3,147

**Orange County Schools
Local Current Expense Budget 2013-2014**

<u>CODE</u> <u>PRC 009</u>	<u>DESCRIPTION</u> <u>NON-CONTRIBUTORY BENEFITS</u>	<u>2012-2013</u> <u>BUDGET</u>	<u>2012-2013</u> <u>ACTUAL</u>	<u>2013-14</u> <u>BUDGET</u>	<u>Additional</u> <u>Appr. From</u> <u>BOE</u>	<u>TOTAL</u> <u>2013-2014</u> <u>BUDGET</u>
2.66XX.009.235	Life Insurance	\$ 98	\$ 102	\$ 102	\$ -	\$ 102
2.6613.009.232	Workers Compensation Insurance	182,535	156,796	153,256	-	153,256
2.6710.009.184	Longevity Pay	6,516	4,460	4,460	835 (8)	5,295
2.6710.009.211	Employer's Social Security Cost	499	341	341	-	341
2.6710.009.221	Employer's Retirement Cost	927	635	635	-	635
2.6710.009.235	Life Insurance	47	15	15	-	15
2.69XX.009.184	Longevity Pay	1,475	8,729	8,729	2,288 (8)	11,017
2.69XX.009.188	Annual Leave Payout	828	658	658	-	658
2.69XX.009.211	Employer's Social Security Cost	176	718	718	-	718
2.69XX.009.221	Employer's Retirement Cost	328	1,336	1,336	-	1,336
2.69XX.009.235	Life Insurance	86	113	113	-	113
2.7100.009.235	Life Insurance	86	82	82	-	82
2.7200.009.235	Life Insurance	355	351	351	357	708
	TOTAL	<u>\$ 391,577</u>	<u>\$ 374,377</u>	<u>\$ 394,577</u>	<u>\$ 120,000</u> (8)	<u>\$ 514,577</u>

<u>CODE</u> <u>PRC 012</u>	<u>DESCRIPTION</u> <u>DRIVER'S EDUCATION</u>	<u>2012-2013</u> <u>BUDGET</u>	<u>2012-2013</u> <u>ACTUAL</u>	<u>2013-14</u> <u>BUDGET</u>	<u>Additional</u> <u>Appr. From</u> <u>BOE</u>	<u>TOTAL</u> <u>2013-2014</u> <u>BUDGET</u>
2.5110.012.423	Gas	\$ -	\$ 1,545	\$ -	\$ -	\$ -
2.5110.012.551	Driver's Education Vehicle	25,000	23,455	-	-	-
		<u>\$ 25,000</u>	<u>\$ 25,000</u>	<u>\$ -</u>	<u>\$ -</u>	<u>\$ -</u>

**Orange County Schools
Local Current Expense Budget 2013-2014**

<u>CODE</u> <u>PRC 013</u>	<u>DESCRIPTION</u> <u>CTE (Career and Technical Education)</u>	<u>2012-2013</u> <u>BUDGET</u>	<u>2012-2013</u> <u>ACTUAL</u>	<u>2013-14</u> <u>BUDGET</u>	<u>Additional</u> <u>Appr. From</u> <u>BOE</u>	<u>TOTAL</u> <u>2013-2014</u> <u>BUDGET</u>
2.5120.013.162	Substitute Pay - CTE	\$ -	\$ 465	\$ -	\$ -	\$ -
2.5120.013.163	Substitute Pay - Workshops	-	375	-	-	-
2.5120.013.171	Bus Drivers - CTE	-	155	-	-	-
2.5120.013.211	Employer's Social Security Cost	-	76	-	-	-
2.5120.013.231	Employer's Hospitalization Cost	-	35	-	-	-
2.5120.013.311	Voc Ed Network Cert. Test	1,165	98	1,396	-	1,396
2.5120.013.312	Workshop Expenses	1,353	1,087	1,395	-	1,395
2.5120.013.331	Student Travel	708	524	-	-	-
2.5120.013.332	Travel	1,022	(810)	-	-	-
2.5120.013.411	Supplies & Materials - CTE	-	(120)	1,457	-	1,457
TOTAL		\$ 4,248	\$ 1,886	\$ 4,248	\$ -	\$ 4,248

<u>CODE</u> <u>PRC 015</u>	<u>DESCRIPTION</u> <u>TECHNOLOGY</u>	<u>2012-2013</u> <u>BUDGET</u>	<u>2012-2013</u> <u>ACTUAL</u>	<u>2013-14</u> <u>BUDGET</u>	<u>Additional</u> <u>Appr. From</u> <u>BOE</u>	<u>TOTAL</u> <u>2013-2014</u> <u>BUDGET</u>
2.6110.015.312	Staff Development	\$ -	\$ 3,328	\$ 6,000	\$ -	\$ 6,000
2.6110.015.326	Contracted Repairs and Maintenance	10,000	801	5,500	-	5,500
2.6110.015.332	Travel	8,000	10,291	12,000	-	12,000
2.6110.015.343	Telecommunications Services	-	4,362	-	-	-
2.6110.015.418	Computer Software and Supplies	5,000	-	-	-	-
2.6110.015.462	Computer Equipment - Inventoried	4,000	5,860	3,500	930,549 (2),(5),(6)	934,049
TOTAL		\$ 27,000	\$ 24,643	\$ 27,000	\$ 930,549 (2),(5),(6)	\$ 957,549

**Orange County Schools
Local Current Expense Budget 2013-2014**

<u>CODE</u> <u>PRC 018</u>	<u>DESCRIPTION</u> <u>STATE EMPLOYEE SEVERANCE PAY</u>	<u>2012-2013</u> <u>BUDGET</u>	<u>2012-2013</u> <u>ACTUAL</u>	<u>2013-14</u> <u>BUDGET</u>	<u>Additional</u> <u>Appr. From</u> <u>BOE</u>	<u>TOTAL</u> <u>2013-2014</u> <u>BUDGET</u>
2.5110.018.231	Employer's Hospitalization Cost	\$ -	\$ 3,894	\$ -	\$ -	\$ -
TOTAL		<u>\$ -</u>	<u>\$ 3,894</u>	<u>\$ -</u>	<u>\$ -</u>	<u>\$ -</u>

<u>CODE</u> <u>PRC 024</u>	<u>DESCRIPTION</u> <u>DSSF</u>	<u>2012-2013</u> <u>BUDGET</u>	<u>2012-2013</u> <u>ACTUAL</u>	<u>2013-14</u> <u>BUDGET</u>	<u>Additional</u> <u>Appr. From</u> <u>BOE</u>	<u>TOTAL</u> <u>2013-2014</u> <u>BUDGET</u>
2.5110.024.181	Supplement	\$ -	\$ 12,320	\$ 12,500	\$ -	\$ 12,500
2.5110.024.211	Employer's Social Security Cost	-	943	956	-	956
2.5110.024.221	Employer's Retirement Cost	-	1,753	1,836	-	1,836
TOTAL		<u>\$ -</u>	<u>\$ 15,016</u>	<u>\$ 15,292</u>	<u>\$ -</u>	<u>\$ 15,292</u>

<u>CODE</u> <u>PRC 027</u>	<u>DESCRIPTION</u> <u>TEACHER ASSISTANTS K-3</u>	<u>2012-2013</u> <u>BUDGET</u>	<u>2012-2013</u> <u>ACTUAL</u>	<u>2013-14</u> <u>BUDGET</u>	<u>Additional</u> <u>Appr. From</u> <u>BOE</u>	<u>TOTAL</u> <u>2013-2014</u> <u>BUDGET</u>
2.5110.027.142	Teacher Assistants - Salary	\$ 47,070	\$ 36,281	\$ 139,408	\$ -	\$ 139,408
2.5110.027.167	Teacher Assistants - Sub Pay - Regular	5,000	3,169	9,000	-	9,000
2.5110.027.199	Overtime Pay	32,000	35,590	36,000	-	36,000
2.5110.027.211	Employer's Social Security Cost	6,431	(15,669)	14,107	-	14,107
2.5110.027.221	Employer's Retirement Cost	11,963	10,668	25,767	-	25,767
2.5110.027.231	Employer's Hospitalization Cost	10,384	12,533	31,710	-	31,710
2.5210.027.142	Teacher Assistants - Exceptional Children	265,995	-	-	-	-
2.5210.027.211	Employer's Social Security Cost	20,349	-	-	-	-
2.5210.027.221	Employer's Retirement Cost	37,851	-	-	-	-
2.5210.027.231	Employer's Hospitalization Cost	62,304	-	-	-	-

**Orange County Schools
Local Current Expense Budget 2013-2014**

<u>CODE</u> <u>PRC 027</u>	<u>DESCRIPTION</u> <u>TEACHER ASSISTANTS K-3</u>	<u>2012-2013</u> <u>BUDGET</u>	<u>2012-2013</u> <u>ACTUAL</u>	<u>2013-14</u> <u>BUDGET</u>	<u>Additional</u> <u>Appr. From</u> <u>BOE</u>	<u>TOTAL</u> <u>2013-2014</u> <u>BUDGET</u>
	TOTAL	\$ 499,346	\$ 82,571	\$ 255,992	\$ -	\$ 255,992

<u>CODE</u> <u>PRC 032</u>	<u>DESCRIPTION</u> <u>EXCEPTIONAL CHILDREN</u>	<u>2012-2013</u> <u>BUDGET</u>	<u>2012-2013</u> <u>ACTUAL</u>	<u>2013-14</u> <u>BUDGET</u>	<u>Additional</u> <u>Appr. From</u> <u>BOE</u>	<u>TOTAL</u> <u>2013-2014</u> <u>BUDGET</u>
2.5210.032.121	Salary - Teachers	\$ 27,558	\$ 39,155	\$ 142,625	\$ -	\$ 142,625
2.5210.032.135	Salary - Lead Teacher	-	4,656	11,595	-	11,595
2.5210.032.142	Salary - Teacher Assistant	-	17,208	331,760	-	331,760
2.5210.032.143	Salary - Tutor	-	8,199	-	-	-
2.5210.032.162	Substitute Pay - Teacher	56,652	44,755	45,000	-	45,000
2.5210.032.163	Substitute Pay - Staff Development	3,214	2,586	2,600	-	2,600
2.5210.032.167	Substitute Pay - Teacher Assistants	-	860	-	-	-
2.5210.032.171	Salary - Bus Driver	-	4,698	-	-	-
2.5210.032.181	Supplement	-	247,338	247,338	-	247,338
2.5210.032.184	Longevity	-	508	-	-	-
2.5210.032.191	Curriculum Development Pay	-	379	-	-	-
2.5210.032.192	Additional Responsibility Stipend	47,570	28,536	20,000	-	20,000
2.5210.032.196	Staff Development Participant Pay	3,979	500	500	-	500
2.5210.032.198	Salary - Homebound Instruction	1,261	757	757	-	757
2.5210.032.211	Employer's Social Security Cost	10,728	23,606	59,556	-	59,556
2.5210.032.221	Employer's Retirement Cost	11,437	134,392	113,696	-	113,696
2.5210.032.231	Employer's Hospitalization Cost	5,192	11,509	100,062	-	100,062

**Orange County Schools
Local Current Expense Budget 2013-2014**

CODE <u>PRC 032</u>	DESCRIPTION <u>EXCEPTIONAL CHILDREN</u>	2012-2013 <u>BUDGET</u>	2012-2013 <u>ACTUAL</u>	2013-14 <u>BUDGET</u>	Additional Appr. From <u>BOE</u>	TOTAL 2013-2014 <u>BUDGET</u>
2.5210.032.311	Contracted Services	\$ 300,267	\$ 117,724	\$ 117,724	\$ -	\$ 117,724
2.5210.032.312	Staff Development	6,511	7,795	7,800	-	7,800
2.5210.032.313	Advertising Cost	139	209	209	-	209
2.5210.032.314	Printing and Binding Fees	2,537	2,170	2,170	-	2,170
2.5210.032.332	Travel	16,858	23,132	16,858	-	16,858
2.5210.032.333	Field Trips	1,494	7,021	7,021	-	7,021
2.5210.032.342	Postage	298	138	138	-	138
2.5210.032.344	Mobile Communication Costs	1,363	1,014	1,014	-	1,014
2.5210.032.371	Liability Insurance	518	403	403	-	403
2.5210.032.411	Supplies and Materials	17,461	26,576	17,461	-	17,461
2.5210.032.418	Computer Software and Supplies	801	3,395	3,395	-	3,395
2.5210.032.459	Pre-K Meals	333	397	-	-	-
2.5210.032.461	Furniture & Equipment - Inventoried	1,149	5,558	5,558	-	5,558
2.5210.032.462	Computer Equipment - Inventoried	15,194	-	-	-	-
2.5230.032.162	Substitute Pay	-	2,274	1,294	-	1,294
2.5230.032.211	Employer's Social Security Cost	-	174	99	-	99
2.5230.032.459	Pre-K, EC, Other Food Purchases	650	1,314	1,800	-	1,800
2.6200.032.361	Membership Fees & Dues	140	100	100	-	100
2.6550.032.171	Salary - Bus Driver	871	960	960	-	960
2.6550.032.211	Employer's Social Security Cost	67	73	73	-	73
	TOTAL	<u>\$ 534,242</u>	<u>\$ 770,067</u>	<u>\$ 1,259,566</u>	<u>\$ -</u>	<u>\$ 1,259,566</u>

**Orange County Schools
Local Current Expense Budget 2013-2014**

<u>CODE</u> <u>PRC 034</u>	<u>DESCRIPTION</u> <u>AIG</u>	<u>2012-2013</u> <u>BUDGET</u>	<u>2012-2013</u> <u>ACTUAL</u>	<u>2013-14</u> <u>BUDGET</u>	<u>Additional</u> <u>Appr. From</u> <u>BOE</u>	<u>TOTAL</u> <u>2013-2014</u> <u>BUDGET</u>
2.5260.034.121	Salary - Teacher	\$ 180,935	\$ 162,995	\$ 200,290	\$ -	\$ 200,290
2.5260.034.151	Salary - Office Support	8,784	8,107	8,784	-	8,784
2.5260.034.162	Substitute Pay - Teacher	3,800	1,232	1,500	-	1,500
2.5260.034.163	Substitute Pay - Staff Development	-	342	-	-	-
2.5260.034.181	Supplements	54,751	52,088	59,874	-	59,874
2.5260.034.191	Curriculum Development Pay	-	1,433	-	-	-
2.5260.034.211	Employer's Social Security Cost	18,992	9,711	20,343	-	20,343
2.5260.034.221	Employer's Retirement Cost	34,789	31,964	32,589	-	32,589
2.5260.034.231	Employer's Hospitalization Cost	24,676	17,459	22,461	-	22,461
2.5260.034.311	Contracted Services	-	112	-	-	-
2.5260.034.312	Staff Development	1,000	66	1,000	-	1,000
2.5260.034.332	Travel Reimbursement	-	238	-	-	-
2.5260.034.411	Supplies & Materials	2,257	2,417	2,500	-	2,500
	TOTAL	<u>\$ 329,984</u>	<u>\$ 288,162</u>	<u>\$ 349,341</u>	<u>\$ -</u>	<u>\$ 349,341</u>

<u>CODE</u> <u>PRC 035</u>	<u>DESCRIPTION</u> <u>SCHOOL FOOD SERVICES</u>	<u>2012-2013</u> <u>BUDGET</u>	<u>2012-2013</u> <u>ACTUAL</u>	<u>2013-14</u> <u>BUDGET</u>	<u>Additional</u> <u>Appr. From</u> <u>BOE</u>	<u>TOTAL</u> <u>2013-2014</u> <u>BUDGET</u>
2.7200.035.451	Food Purchases	\$ -	\$ 1,231	\$ 1,200	\$ -	\$ 1,200
	TOTAL	<u>\$ -</u>	<u>\$ 1,231</u>	<u>\$ 1,200</u>	<u>\$ -</u>	<u>\$ 1,200</u>

**Orange County Schools
Local Current Expense Budget 2013-2014**

<u>CODE</u> <u>PRC 036</u>	<u>DESCRIPTION</u> <u>TRANSFER TO CHARTER SCHOOL</u>	<u>2012-2013</u> <u>BUDGET</u>	<u>2012-2013</u> <u>ACTUAL</u>	<u>2013-14</u> <u>BUDGET</u>	<u>Additional</u> <u>Appr. From</u> <u>BOE</u>	<u>TOTAL</u> <u>2013-2014</u> <u>BUDGET</u>
2.8100.036.717	Transfer To Charter School	\$ 970,737	\$ 1,034,008	\$ 1,091,847	\$ -	\$ 1,091,847
	TOTAL	<u>\$ 970,737</u>	<u>\$ 1,034,008</u>	<u>\$ 1,091,847</u>	<u>\$ -</u>	<u>\$ 1,091,847</u>

<u>CODE</u> <u>PRC 050</u>	<u>DESCRIPTION</u> <u>TITLE I</u>	<u>2012-2013</u> <u>BUDGET</u>	<u>2012-2013</u> <u>ACTUAL</u>	<u>2013-14</u> <u>BUDGET</u>	<u>Additional</u> <u>Appr. From</u> <u>BOE</u>	<u>TOTAL</u> <u>2013-2014</u> <u>BUDGET</u>
2.5330.050.181	Supplement	\$ -	\$ 47,805	\$ 47,805	\$ -	\$ 47,805
2.5330.050.211	Employer's Social Security Cost	-	3,657	3,657	-	3,657
2.5330.050.221	Employer's Retirement Cost	-	6,803	7,023	-	7,023
2.5330.050.363	Assessments/Penalties	-	13	-	-	-
	TOTAL	<u>\$ -</u>	<u>\$ 58,278</u>	<u>\$ 58,485</u>	<u>\$ -</u>	<u>\$ 58,485</u>

<u>CODE</u> <u>PRC 054</u>	<u>DESCRIPTION</u> <u>ESI</u>	<u>2012-2013</u> <u>BUDGET</u>	<u>2012-2013</u> <u>ACTUAL</u>	<u>2013-14</u> <u>BUDGET</u>	<u>Additional</u> <u>Appr. From</u> <u>BOE</u>	<u>TOTAL</u> <u>2013-2014</u> <u>BUDGET</u>
2.5270.054.121	Salary - Teacher	\$ 172,318	\$ 131,775	\$ 178,650	\$ -	\$ 178,650
2.5270.054.162	Substitute Pay	2,000	(499)	2,000	-	2,000
2.5270.054.181	Supplements	43,548	43,891	47,795	-	47,795
2.5270.054.192	Additional Responsibility Stipend	-	171	-	-	-
2.5270.054.211	Employer's Social Security Cost	13,492	10,688	17,475	-	17,475
2.5270.054.221	Employer's Retirement Cost	24,812	24,094	37,564	-	37,564
2.5270.054.231	Employer's Hospitalization Cost	20,768	14,483	34,354	-	34,354

**Orange County Schools
Local Current Expense Budget 2013-2014**

<u>CODE</u> <u>PRC 054</u>	<u>DESCRIPTION</u> <u>ESL</u>	<u>2012-2013</u> <u>BUDGET</u>	<u>2012-2013</u> <u>ACTUAL</u>	<u>2013-14</u> <u>BUDGET</u>	<u>Additional</u> <u>Appr. From</u> <u>BOE</u>	<u>TOTAL</u> <u>2013-2014</u> <u>BUDGET</u>
2.5270.054.312	Staff Development	\$ -	\$ 2,861	\$ 1,300	\$ -	\$ 1,300
2.5270.054.332	Travel	750	105	150	-	150
2.5270.054.411	Supplies and Materials	2,000	(654)	1,300	-	1,300
TOTAL		<u>\$ 279,688</u>	<u>\$ 226,915</u>	<u>\$ 320,588</u>	<u>\$ -</u>	<u>\$ 320,588</u>

<u>CODE</u> <u>PRC 056</u>	<u>DESCRIPTION</u> <u>TRANSPORTATION</u>	<u>2012-2013</u> <u>BUDGET</u>	<u>2012-2013</u> <u>ACTUAL</u>	<u>2013-14</u> <u>BUDGET</u>	<u>Additional</u> <u>Appr. From</u> <u>BOE</u>	<u>TOTAL</u> <u>2013-2014</u> <u>BUDGET</u>
2.6550.056.165	Substitute Bus Monitor	\$ 1,000	\$ 10,052	\$ 10,052	\$ -	\$ 10,052
2.6550.056.171	Salaries - Drivers	175,000	177,490	177,490	-	177,490
2.6550.056.172	Driver Overtime	3,000	-	-	-	-
2.6550.056.175	Salaries - Transportation	2,267	-	-	-	-
2.6550.056.199	Travel Allowance	1,000	376	375	-	375
2.6550.056.211	Employer's Social Security Cost	13,944	14,028	14,028	-	14,028
2.6550.056.221	Employer's Retirement Cost	25,937	10,205	11,657	-	11,657
2.6550.056.231	Employer's Hospitalization Cost	20,000	13,743	13,990	-	13,990
2.6550.056.311	Contracted Services	-	-	50,000	-	50,000
2.6550.056.312	Workshop Exp/ Allowable Travel	6,340	6,076	6,076	-	6,076
2.6550.056.321	Public Utilities - Electric	1,330	1,233	1,234	-	1,234
2.6550.056.322	Public Utilities - Natural Gas	-	24	24	-	24
2.6550.056.323	Public Utilities - Water	200	135	135	-	135
2.6550.056.332	Travel	25	-	-	-	-
2.6550.056.341	Telephone	-	102	102	-	102

**Orange County Schools
Local Current Expense Budget 2013-2014**

<u>CODE</u> <u>PRC 056</u>	<u>DESCRIPTION</u> <u>TRANSPORTATION</u>	<u>2012-2013</u> <u>BUDGET</u>	<u>2012-2013</u> <u>ACTUAL</u>	<u>2013-14</u> <u>BUDGET</u>	<u>Additional</u> <u>Appr. From</u> <u>BOE</u>	<u>TOTAL</u> <u>2013-2014</u> <u>BUDGET</u>
2.6550.056.344	Mobile Communications	\$ 641	\$ -	\$ -	\$ -	\$ -
2.6550.056.411	Supplies and Materials	525	8,871	8,870	-	8,870
2.6550.056.422	Repair Parts, Materials, Etc.	47,000	1,582	1,582	-	1,582
2.6550.056.423	Fuel Costs	547,875	158,814	158,814	-	158,814
2.6550.056.425	Tires and Tubes	28,963	16,003	53,157	-	53,157
2.6550.056.462	Computer Equipment - Inventoried	-	50,018	-	-	-
2.6550.056.552	License and Title Fees	63	63	28,357	-	28,357
TOTAL		<u>\$ 875,110</u>	<u>\$ 468,815</u>	<u>\$ 535,943</u>	<u>\$ -</u>	<u>\$ 535,943</u>

<u>CODE</u> <u>PRC 060</u>	<u>DESCRIPTION</u> <u>IDEA TITLE VI-B</u>	<u>2012-2013</u> <u>BUDGET</u>	<u>2012-2013</u> <u>ACTUAL</u>	<u>2013-14</u> <u>BUDGET</u>	<u>Additional</u> <u>Appr. From</u> <u>BOE</u>	<u>TOTAL</u> <u>2013-2014</u> <u>BUDGET</u>
2.5210.060.181	Supplement	\$ -	\$ 112,437	\$ 145,000	\$ -	\$ 145,000
2.5210.060.211	Employer's Social Security Cost	-	8,602	11,100	-	11,100
2.5210.060.221	Employer's Retirement Cost	-	16,000	21,300	-	21,300
TOTAL		<u>\$ -</u>	<u>\$ 137,039</u>	<u>\$ 177,400</u>	<u>\$ -</u>	<u>\$ 177,400</u>

<u>CODE</u> <u>PRC 061</u>	<u>DESCRIPTION</u> <u>INSTRUCTIONAL SUPPLIES</u>	<u>2012-2013</u> <u>BUDGET</u>	<u>2012-2013</u> <u>ACTUAL</u>	<u>2013-14</u> <u>BUDGET</u>	<u>Additional</u> <u>Appr. From</u> <u>BOE</u>	<u>TOTAL</u> <u>2013-2014</u> <u>BUDGET</u>
2.5110.061.342	Postage	\$ -	\$ 276	\$ -	\$ -	\$ -
2.5110.061.361	IB Exam Fees for Students	35,127	30,634	35,127	-	35,127
2.5110.061.411	Supplies and Materials	59,020	41,340	63,400	-	63,400

**Orange County Schools
Local Current Expense Budget 2013-2014**

<u>CODE</u> <u>PRC 061</u>	<u>DESCRIPTION</u> <u>INSTRUCTIONAL SUPPLIES</u>	<u>2012-2013</u> <u>BUDGET</u>	<u>2012-2013</u> <u>ACTUAL</u>	<u>2013-14</u> <u>BUDGET</u>	<u>Additional</u> <u>Appr. From</u> <u>BOE</u>	<u>TOTAL</u> <u>2013-2014</u> <u>BUDGET</u>
2.5110.061.413	Other Textbooks	\$ -	\$ 4,583	\$ -	\$ -	\$ -
2.5110.061.414	Library Books	53,451	51,776	53,451	-	53,451
2.6110.061.411	Supplies & Materials/Instructional Support	23,794	5,000	19,414	-	19,414
TOTAL		\$ 171,392	\$ 133,609	\$ 171,392	\$ -	\$ 171,392

<u>CODE</u> <u>PRC 069</u>	<u>DESCRIPTION</u> <u>AT RISK STUDENT SERVICES</u>	<u>2012-2013</u> <u>BUDGET</u>	<u>2012-2013</u> <u>ACTUAL</u>	<u>2013-14</u> <u>BUDGET</u>	<u>Additional</u> <u>Appr. From</u> <u>BOE</u>	<u>TOTAL</u> <u>2013-2014</u> <u>BUDGET</u>
2.5330.069.142	Salary - Teacher Assistant	\$ 21,501	\$ 10,417	\$ 21,501	\$ -	\$ 21,501
2.5330.069.143	Tutors - Within the School Day	18,999	17,126	19,000	-	19,000
2.5330.069.144	Salary - Interpreter	-	2,604	2,600	-	2,600
2.5330.069.162	Substitute - Regular Teacher Absence	1,350	1,805	1,350	-	1,350
2.5330.069.163	Substitute - Staff Development	-	492	482	-	482
2.5330.069.191	Curriculum Development Pay	14,237	20,838	16,800	-	16,800
2.5330.069.171	Salary - Bus Driver	-	248	248	-	248
2.5330.069.198	Salary - Teachers - Tutorial Pay	32,903	43,398	20,303	-	20,303
2.5330.069.211	Employer's Social Security Cost	5,829	7,415	3,684	-	3,684
2.5330.069.221	Employer's Retirement Cost	4,649	8,091	6,318	-	6,318
2.5330.069.311	Contracted Services	47,676	410	53,089	-	53,089
2.5330.069.312	Staff Development	9,144	5,579	9,144	-	9,144
2.5330.069.332	Travel	650	-	651	-	651
2.5330.069.333	Field Trips	125	248	1,893	-	1,893

**Orange County Schools
Local Current Expense Budget 2013-2014**

<u>CODE</u> <u>PRC 069</u>	<u>DESCRIPTION</u> <u>AT RISK STUDENT SERVICES</u>	<u>2012-2013</u> <u>BUDGET</u>	<u>2012-2013</u> <u>ACTUAL</u>	<u>2013-14</u> <u>BUDGET</u>	<u>Additional</u> <u>Appr. From</u> <u>BOE</u>	<u>TOTAL</u> <u>2013-2014</u> <u>BUDGET</u>
2.5330.069.344	Mobile Communication	\$ 250	\$ -	\$ 250	\$ -	\$ 250
2.5330.069.411	Supplies & Materials	33,713	27,971	33,713	-	33,713
2.5330.069.451	Food Purchases	2,450	116	2,450	-	2,450
2.5330.069.311	Contracted Services	6,524	-	6,524	-	6,524
	TOTAL	<u>\$ 200,000</u>	<u>\$ 146,756</u>	<u>\$ 200,000</u>	<u>\$ -</u>	<u>\$ 200,000</u>

<u>CODE</u> <u>PRC 103</u>	<u>DESCRIPTION</u> <u>LITERACY SUPPORT</u>	<u>2012-2013</u> <u>BUDGET</u>	<u>2012-2013</u> <u>ACTUAL</u>	<u>2013-14</u> <u>BUDGET</u>	<u>Additional</u> <u>Appr. From</u> <u>BOE</u>	<u>TOTAL</u> <u>2013-2014</u> <u>BUDGET</u>
2.6110.103.113	Director and/or Supervisor	\$ 33,021	\$ -	\$ -	\$ -	\$ -
2.6110.103.135	Salary - Literacy Coordinator	-	20,136	33,021	-	33,021
2.6110.103.181	Supplement	1,569	-	1,976	-	1,976
2.6110.103.211	Employer's Social Security Cost	2,646	1,440	2,526	-	2,526
2.6110.103.221	Employer's Retirement Cost	4,922	2,865	4,851	-	4,851
2.6110.103.231	Employer's Hospitalization Cost	2,859	1,659	2,643	-	2,643
2.6200.103.151	Salary - Office Support	-	2,196	2,196	-	2,196
2.6200.103.211	Employer's Social Security Cost	-	162	168	-	168
2.6200.103.221	Employer's Retirement Cost	-	312	323	-	323
2.6200.103.231	Employer's Hospitalization Cost	-	865	878	-	878
	TOTAL	<u>\$ 45,017</u>	<u>\$ 29,637</u>	<u>\$ 48,582</u>	<u>\$ -</u>	<u>\$ 48,582</u>

**Orange County Schools
Local Current Expense Budget 2013-2014**

<u>CODE</u> <u>PRC 701</u>	<u>DESCRIPTION</u> <u>AFTER SCHOOL PROGRAM</u>	<u>2012-2013</u> <u>BUDGET</u>	<u>2012-2013</u> <u>ACTUAL</u>	<u>2013-14</u> <u>BUDGET</u>	<u>Additional</u> <u>Appr. From</u> <u>BOE</u>	<u>TOTAL</u> <u>2013-2014</u> <u>BUDGET</u>
2.5504.701.XXX	Middle School After School Program	\$ 125,000	\$ 116,550	\$ 125,000	\$ -	\$ 125,000
	TOTAL	<u>\$ 125,000</u>	<u>\$ 116,550</u>	<u>\$ 125,000</u>	<u>\$ -</u>	<u>\$ 125,000</u>

<u>CODE</u> <u>PRC 706</u>	<u>DESCRIPTION</u> <u>NON-YELLOW BUS</u>	<u>2012-2013</u> <u>BUDGET</u>	<u>2012-2013</u> <u>ACTUAL</u>	<u>2013-14</u> <u>BUDGET</u>	<u>Additional</u> <u>Appr. From</u> <u>BOE</u>	<u>TOTAL</u> <u>2013-2014</u> <u>BUDGET</u>
2.6550.706.171	Salary - Driver - Activity Bus	\$ -	\$ 50	\$ -	\$ -	\$ -
2.6550.706.181	Local Supplement - Transportation	33,802	30,488	33,802	-	33,802
2.6550.706.211	Employer's Social Security Cost	2,586	2,336	2,586	-	2,586
2.6550.706.221	Employer's Retirement Cost	4,810	4,339	4,966	-	4,966
2.6550.706.551	Purchase of Activity Buses	-	17,603	-	-	-
2.6551.706.171	Activity Bus Driver	-	1,005	1,000	-	1,000
2.6551.706.211	Employer's Social Security Cost	-	70	77	-	77
2.6551.706.221	Employer's Retirement Cost	-	12	147	-	147
2.6551.706.311	Contracted Services	-	6,839	7,000	-	7,000
2.6551.706.422	Maintenance of Vehicles	10,000	1,094	2,000	-	2,000
	TOTAL	<u>\$ 51,198</u>	<u>\$ 63,835</u>	<u>\$ 51,578</u>	<u>\$ -</u>	<u>\$ 51,578</u>

<u>CODE</u> <u>PRC 801</u>	<u>DESCRIPTION</u> <u>CURRICULAR SERVICES</u>	<u>2012-2013</u> <u>BUDGET</u>	<u>2012-2013</u> <u>ACTUAL</u>	<u>2013-14</u> <u>BUDGET</u>	<u>Additional</u> <u>Appr. From</u> <u>BOE</u>	<u>TOTAL</u> <u>2013-2014</u> <u>BUDGET</u>
2.5110.801.191	Curriculum Development Pay	\$ -	\$ 1,700	\$ -	\$ -	\$ -
2.5110.801.211	Employer's Social Security Cost	-	130	-	-	-

**Orange County Schools
Local Current Expense Budget 2013-2014**

<u>CODE</u> <u>PRC 801</u>	<u>DESCRIPTION</u> <u>CURRICULAR SERVICES</u>	<u>2012-2013</u> <u>BUDGET</u>	<u>2012-2013</u> <u>ACTUAL</u>	<u>2013-14</u> <u>BUDGET</u>	<u>Additional</u> <u>Appr. From</u> <u>BOE</u>	<u>TOTAL</u> <u>2013-2014</u> <u>BUDGET</u>
2.5110.801.221	Employer's Retirement Cost	\$ -	\$ 85	\$ -	\$ -	\$ -
2.5110.801.312	Staff Development	44,468	37,871	14,780	-	14,780
2.5110.801.361	Membership Fees and Dues	460	-	-	-	-
2.5110.801.411	Supplies and Materials	126,289	4,337	-	-	-
2.5210.801.135	Salary Differential - Pre-School	2,877	-	-	-	-
2.5210.801.211	Employer's Social Security Cost	220	-	-	-	-
2.5210.801.221	Employer's Retirement Cost	409	-	-	-	-
2.5210.801.231	Employer's Hospitalization Cost	225	-	-	-	-
2.5840.801.131	Salary - Health Services	4,840	-	-	-	-
2.5840.801.211	Employer's Social Security Cost	370	-	-	-	-
2.5840.801.221	Employer's Retirement Cost	689	-	-	-	-
2.5840.801.231	Employer's Hospitalization Cost	150	-	-	-	-
2.6110.801.131	Salary - Health Services	-	3,289	-	-	-
2.6110.801.143	AVID Tutor Salary	12,073	30,885	30,000	-	30,000
2.6110.801.162	Substitute Pay - Reg. Absence	1,954	488	500	-	500
2.6110.801.163	Substitute Pay - Staff Development	19,716	22,817	6,887	-	6,887
2.6110.801.171	Bus Drivers	190	(30)	500	-	500
2.6110.801.191	Math/Science - Workshop Par.	30,000	19,438	10,300	-	10,300
2.6110.801.192	Salary - Additional Responsibility	1,000	14,035	4,143	-	4,143
2.6110.801.196	Staff Development Participant Pay	81,636	20,797	-	-	-
2.6110.801.199	Salary - Stipend	1,200	-	-	-	-

**Orange County Schools
Local Current Expense Budget 2013-2014**

<u>CODE</u> <u>PRC 801</u>	<u>DESCRIPTION</u> <u>CURRICULAR SERVICES</u>	<u>2012-2013</u> <u>BUDGET</u>	<u>2012-2013</u> <u>ACTUAL</u>	<u>2013-14</u> <u>BUDGET</u>	<u>Additional</u> <u>Appr. From</u> <u>BOE</u>	<u>TOTAL</u> <u>2013-2014</u> <u>BUDGET</u>
2.6110.801.211	Employer's Social Security Cost	\$ 13,437	\$ 8,818	\$ 4,556	\$ -	\$ 4,556
2.6110.801.221	Employer's Retirement Cost	22,094	7,774	3,958	-	3,958
2.6110.801.231	Employer's Hospitalization Cost	-	-	352	-	352
2.6110.801.311	Contracted Services	31,208	35,312	6,600	-	6,600
2.6110.801.312	Staff Development	64,332	80,338	38,232	-	38,232
2.6110.801.314	Printing	18,690	15,242	12,474	-	12,474
2.6110.801.327	Rentals/Leases	150	-	181,000	-	181,000
2.6110.801.332	Travel	11,983	3,511	8,950	-	8,950
2.6110.801.333	Field Trips	-	384	-	-	-
2.6110.801.344	Mobile Communications	8,264	2,326	3,530	-	3,530
2.6110.801.353	Certification/Licensing	-	253	-	-	-
2.6110.801.361	Membership Dues and Fees	28,709	31,257	33,150	-	33,150
2.6110.801.379	Medical Professional Liability Ins.	5,441	5,435	5,435	-	5,435
2.6110.801.411	Curricular/Operational Supp. & Mat.	124,806	171,754	96,563	-	96,563
2.6110.801.418	Computer Software & Supplies	56,397	4,335	2,580	-	2,580
2.6110.801.461	Non-Capitalized Equipment	4,592	9,313	621	-	621
2.6110.801.462	Non-Capitalized Computer Equip.	43,140	181,097	-	-	-
2.6113.801.194	Salary - Healthful Living	2,525	1,095	2,520	-	2,520
2.6113.801.211	Employer's Social Security Cost	193	84	193	-	193
2.6710.801.311	Contracted Services - Testing	3,000	-	-	-	-
2.6710.801.314	Printing - Testing	9,000	-	-	-	-
2.6910.801.374	Judgments and Settlements	-	-	195,000	-	195,000
	TOTAL	<u>\$ 776,727</u>	<u>\$ 714,167</u>	<u>\$ 662,824</u>	<u>\$ -</u>	<u>\$ 662,824</u>

**Orange County Schools
Local Current Expense Budget 2013-2014**

<u>CODE</u> <u>PRC 802</u>	<u>DESCRIPTION</u> <u>OPERATION OF PLANT</u>	<u>2012-2013</u> <u>BUDGET</u>	<u>2012-2013</u> <u>ACTUAL</u>	<u>2013-14</u> <u>BUDGET</u>	<u>Additional</u> <u>Appr. From</u> <u>BOE</u>	<u>TOTAL</u> <u>2013-2014</u> <u>BUDGET</u>
2.5850.802.147	Salary - Crossing Guard	\$ 14,287	\$ 13,594	\$ 13,594	\$ -	\$ 13,594
2.5850.802.211	Employer's Social Security Cost	1,093	1,040	1,040	-	1,040
2.5850.802.311	Uniformed Resource Officers	100,000	100,000	100,000	-	100,000
2.5860.802.462	Communication (Improve school-based emergency communication)	-	-	-	80,000 (3)	80,000
2.6510.802.311	Contracted Services	250	-	-	-	-
2.6510.802.341	Telephone Service	70,000	70,343	70,343	-	70,343
2.6510.802.343	Telecommunications Services	31,000	(24,428)	-	-	-
2.6510.802.344	Mobile Communications	1,500	362	362	-	362
2.6510.802.461	Furniture and Equipment - Inventoried	-	15,325	-	-	-
2.6530.802.153	Salary - Energy Manager	15,000	-	15,000	-	15,000
2.6530.802.211	Employer's Social Security Cost	1,148	-	1,148	-	1,148
2.6530.802.221	Employer's Retirement Cost	2,135	-	2,204	-	2,204
2.6530.802.321	Electric Service	1,233,102	1,348,054	1,056,825	-	1,056,825
2.6530.802.322	Natural Gas	200,000	242,538	242,538	-	242,538
2.6530.802.323	Water, Garbage, Sewer	454,658	423,281	423,281	-	423,281
2.6540.802.311	Contracted Services	168,360	171,865	168,360	-	168,360
2.6540.802.324	Recycled Trash Collection	113,816	115,437	115,437	-	115,437
2.6540.802.411	Janitorial Supplies	849	6,869	6,869	-	6,869
2.6580.802.175	Salaries - Maintenance	656,405	665,724	665,724	-	665,724
2.6580.802.199	Travel Allowance/Overtime Pay	409	395	395	-	395
2.6580.802.211	Employer's Social Security Cost	50,246	49,104	50,958	-	50,958

**Orange County Schools
Local Current Expense Budget 2013-2014**

<u>CODE</u> <u>PRC 802</u>	<u>DESCRIPTION</u> <u>OPERATION OF PLANT</u>	<u>2012-2013</u> <u>BUDGET</u>	<u>2012-2013</u> <u>ACTUAL</u>	<u>2013-14</u> <u>BUDGET</u>	<u>Additional</u> <u>Appr. From</u> <u>BOE</u>	<u>TOTAL</u> <u>2013-2014</u> <u>BUDGET</u>
2.6580.802.221	Employer's Retirement Cost	\$ 93,465	\$ 94,732	\$ 97,853	\$ -	\$ 97,853
2.6580.802.231	Employer's Hospitalization Cost	76,582	77,446	79,275	-	79,275
2.6580.802.311	Contracted Services	32,922	30,353	30,353	-	30,353
2.6580.802.312	Workshop Expense	220	180	180	-	180
2.6580.802.325	Contract Repairs	10,545	7,119	7,119	-	7,119
2.6580.802.326	Contract Repairs - Equipment	4,680	1,113	1,113	-	1,113
2.6580.802.344	Mobile Communications	7,000	20,912	20,912	-	20,912
2.6580.802.345	Security Monitoring	15,000	996	996	-	996
2.6580.802.411	Supplies	15,647	16,425	15,647	-	15,647
2.6580.802.422	Maintenance Projects	198,811	236,632	234,138	-	234,138
2.6580.802.424	Gas, Oil	10,000	7,466	7,466	-	7,466
2.6580.802.529	OHS Connector (between C and D wings)	-	-	-	1,000,000	(1) 1,000,000
2.6941.802.551	Purchase of Vehicle	-	-	20,587	-	20,587
2.6941.802.552	License and Title Fees	-	-	413	-	413
	TOTAL	<u>\$ 3,579,130</u>	<u>\$ 3,692,875</u>	<u>\$ 3,450,130</u>	<u>\$ 1,080,000</u>	(1),(3) <u>\$ 4,530,130</u>

<u>CODE</u> <u>PRC 803</u>	<u>DESCRIPTION</u> <u>HUMAN RESOURCES</u>	<u>2012-2013</u> <u>BUDGET</u>	<u>2012-2013</u> <u>ACTUAL</u>	<u>2013-14</u> <u>BUDGET</u>	<u>Additional</u> <u>Appr. From</u> <u>BOE</u>	<u>TOTAL</u> <u>2013-2014</u> <u>BUDGET</u>
2.5110.803.353	Certification/Licensing	\$ -	\$ 195	\$ -	\$ -	\$ -
2.6620.803.192	Additional Responsibility Stipend	-	2,350	-	-	-
2.6620.803.211	Employer's Social Security Cost	-	180	-	-	-

**Orange County Schools
Local Current Expense Budget 2013-2014**

CODE <u>PRC 803</u>	DESCRIPTION <u>HUMAN RESOURCES</u>	2012-2013 <u>BUDGET</u>	2012-2013 <u>ACTUAL</u>	2013-14 <u>BUDGET</u>	Additional Appr. From <u>BOE</u>	TOTAL 2013-2014 <u>BUDGET</u>
2.6620.803.221	Employer's Retirement Cost	-	334	-	-	-
2.6620.803.311	Criminal Record Checks	35,000	31,730	35,000	-	35,000
2.6620.803.312	Staff Development	3,000	4,283	3,000	-	3,000
2.6620.803.314	Printing	2,000	-	2,000	-	2,000
2.6620.803.317	Employ. Assist. Prog./Wellness Prog.	28,000	20,714	28,000	-	28,000
2.6620.803.332	Travel Reimbursement	2,900	726	2,900	-	2,900
2.6620.803.344	Mobile Communications	1,000	1,107	1,000	-	1,000
2.6620.803.361	Dues & Fees (HRMS)	5,000	4,240	5,000	-	5,000
2.6620.803.411	Supplies	3,972	5,825	3,972	-	3,972
2.6621.803.311	Contracted Services/SubFinder	8,280	6,000	8,280	-	8,280
2.6622.803.311	Contracted Services/Scanning	16,000	9,554	16,000	-	16,000
2.6622.803.312	Staff Development - Recruitment	-	871	-	-	-
2.6622.803.332	Recruitment Travel	2,100	-	2,100	-	2,100
2.6622.803.411	Recruitment Materials	2,000	2,535	2,000	-	2,000
2.6623.803.314	Printing	-	291	-	-	-
2.6623.803.411	Staff Recognitions	5,000	7,123	5,000	-	5,000
2.6624.803.311	Contracted Services/New Teacher Support	5,000	50	5,000	-	5,000
2.6624.803.411	Supplies - New Teacher Support	-	198	-	-	-
2.6625.803.311	Salary Study	-	-	-	65,000	(4) 65,000
TOTAL		<u>\$ 119,252</u>	<u>\$ 98,306</u>	<u>\$ 119,252</u>	<u>\$ 65,000</u>	(4) <u>\$ 184,252</u>

**Orange County Schools
Local Current Expense Budget 2013-2014**

<u>CODE</u> <u>PRC 804</u>	<u>DESCRIPTION</u> <u>FINANCIAL SERVICES</u>	<u>2012-2013</u> <u>BUDGET</u>	<u>2012-2013</u> <u>ACTUAL</u>	<u>2013-14</u> <u>BUDGET</u>	<u>Additional</u> <u>Appr. From</u> <u>BOE</u>	<u>TOTAL</u> <u>2013-2014</u> <u>BUDGET</u>
2.6520.804.315	Reproduction Costs	\$ 200,000	\$ 208,863	\$ 210,000	\$ -	\$ 210,000
2.6610.804.311	Contracted Services	16,077	6,196	16,077	-	16,077
2.6610.804.312	Staff Development	4,000	3,946	4,000	-	4,000
2.6610.804.314	Printing	1,000	-	1,000	-	1,000
2.6610.804.332	Travel	500	453	500	-	500
2.6610.804.344	Mobile Communications	1,251	1,098	1,098	-	1,098
2.6610.804.361	Membership Fees	2,600	921	2,600	-	2,600
2.6610.804.379	Other Insurance & Judgments	200	80	200	-	200
2.6610.804.411	Office Supplies	10,110	8,966	10,110	-	10,110
2.6610.804.461	Furniture and Equipment	-	4,377	4,000	-	4,000
2.6613.804.371	Liability Insurance	18,838	15,413	23,328	-	23,328
2.6613.804.372	Vehicle Insurance	26,835	18,200	22,447	-	22,447
2.6613.804.373	Property Insurance	86,000	95,516	103,000	-	103,000
2.6613.804.375	Fidelity Bond	1,100	5,111	6,000	-	6,000
2.6613.804.378	Student Accident Insurance	25,340	25,340	30,670	-	30,670
2.6613.804.379	Other Insurance - Boiler	12,200	12,200	13,295	-	13,295
	TOTAL	<u>\$ 406,051</u>	<u>\$ 406,679</u>	<u>\$ 448,325</u>	<u>\$ -</u>	<u>\$ 448,325</u>

<u>CODE</u> <u>PRC 805</u>	<u>DESCRIPTION</u> <u>SUPPORT SERVICES</u>	<u>2012-2013</u> <u>BUDGET</u>	<u>2012-2013</u> <u>ACTUAL</u>	<u>2013-14</u> <u>BUDGET</u>	<u>Additional</u> <u>Appr. From</u> <u>BOE</u>	<u>TOTAL</u> <u>2013-2014</u> <u>BUDGET</u>
2.6510.805.344	Mobile Communications	\$ 1,580	\$ 487	\$ 1,050	\$ -	\$ 1,050

**Orange County Schools
Local Current Expense Budget 2013-2014**

<u>CODE</u> <u>PRC 805</u>	<u>DESCRIPTION</u> <u>SUPPORT SERVICES</u>	<u>2012-2013</u> <u>BUDGET</u>	<u>2012-2013</u> <u>ACTUAL</u>	<u>2013-14</u> <u>BUDGET</u>	<u>Additional</u> <u>Appr. From</u> <u>BOE</u>	<u>TOTAL</u> <u>2013-2014</u> <u>BUDGET</u>
2.6540.805.173	Salary - Custodian	\$ -	\$ 625	\$ -	\$ -	\$ -
2.6540.805.211	Employer's Social Security Cost	-	48	-	-	-
2.6942.805.311	Contracted Services	15,439	26,525	30,000	-	30,000
2.6942.805.312	Staff Development	95	-	95	-	95
2.6942.805.332	Travel	38	-	38	-	38
2.6942.805.411	Supplies and Materials	53	104	53	-	53
TOTAL		<u>\$ 17,205</u>	<u>\$ 27,789</u>	<u>\$ 31,236</u>	<u>\$ -</u>	<u>\$ 31,236</u>

<u>CODE</u> <u>PRC 806</u>	<u>DESCRIPTION</u> <u>STUDENT DISCIPLINE</u>	<u>2012-2013</u> <u>BUDGET</u>	<u>2012-2013</u> <u>ACTUAL</u>	<u>2013-14</u> <u>BUDGET</u>	<u>Additional</u> <u>Appr. From</u> <u>BOE</u>	<u>TOTAL</u> <u>2013-2014</u> <u>BUDGET</u>
2.6110.806.312	Staff Development	\$ 5,000	\$ 4,141	\$ -	\$ -	\$ -
2.6110.806.332	Travel	2,000	4,868	-	-	-
2.6110.806.344	Mobile Communications	1,000	3,673	-	-	-
2.6110.806.411	Supplies and Materials	2,000	798	-	-	-
TOTAL		<u>\$ 10,000</u>	<u>\$ 13,481</u>	<u>\$ -</u>	<u>\$ -</u>	<u>\$ -</u>

<u>CODE</u> <u>PRC 840</u>	<u>DESCRIPTION</u> <u>DSS FAMILY SOCIAL WORKER</u>	<u>2012-2013</u> <u>BUDGET</u>	<u>2012-2013</u> <u>ACTUAL</u>	<u>2013-14</u> <u>BUDGET</u>	<u>Additional</u> <u>Appr. From</u> <u>BOE</u>	<u>TOTAL</u> <u>2013-2014</u> <u>BUDGET</u>
2.5320.840.311	DSS Family Social Workers	\$ 360,349	\$ 387,192	\$ 387,192	\$ -	\$ 387,192
TOTAL		<u>\$ 360,349</u>	<u>\$ 387,192</u>	<u>\$ 387,192</u>	<u>\$ -</u>	<u>\$ 387,192</u>

**Orange County Schools
Local Current Expense Budget 2013-2014**

<u>CODE</u> <u>PRC 850</u>	<u>DESCRIPTION</u> <u>PROJECT GRADUATION</u>	<u>2012-2013</u> <u>BUDGET</u>	<u>2012-2013</u> <u>ACTUAL</u>	<u>2013-14</u> <u>BUDGET</u>	<u>Additional</u> <u>Appr. From</u> <u>BOE</u>	<u>TOTAL</u> <u>2013-2014</u> <u>BUDGET</u>
2.6850.850.311	Contracted Services	\$ 6,000	\$ 3,061	\$ 3,000	\$ -	\$ 3,000
2.6850.850.411	Supplies and Materials	6,000	8,746	9,000	-	9,000
	TOTAL	<u>\$ 12,000</u>	<u>\$ 11,807</u>	<u>\$ 12,000</u>	<u>\$ -</u>	<u>\$ 12,000</u>

<u>CODE</u> <u>PRC 851</u>	<u>DESCRIPTION</u> <u>CULTURAL ARTS</u>	<u>2012-2013</u> <u>BUDGET</u>	<u>2012-2013</u> <u>ACTUAL</u>	<u>2013-14</u> <u>BUDGET</u>	<u>Additional</u> <u>Appr. From</u> <u>BOE</u>	<u>TOTAL</u> <u>2013-2014</u> <u>BUDGET</u>
2.5110.851.311	Contracted Services/Piano Tuning/Repair	\$ 10,500	\$ 695	\$ 10,500	\$ -	\$ 10,500
2.5110.851.333	Field Trip/Symphony Admissions	3,500	3,141	3,500	-	3,500
2.5110.851.411	Supplies & Materials	6,500	6,731	6,500	-	6,500
2.5502.851.192	Cultural Arts Supplements	32,131	30,841	32,131	-	32,131
2.5502.851.211	Employer's Social Security Cost	2,458	2,359	2,458	-	2,458
2.5502.851.221	Employer's Retirement Cost	4,572	4,389	4,720	-	4,720
2.5502.851.311	Cultural Arts - Contracted Services	6,000	2,750	6,000	-	6,000
2.5502.851.411	Cultural Arts Supplies	11,203	10,538	11,203	-	11,203
2.5502.851.461	Furniture and Equipment	-	411	-	-	-
2.5502.851.462	Computer Equipment	1,234	1,632	1,234	-	1,234
2.5503.851.192	Yearbook/ Journalism Supplements	5,683	4,368	5,683	-	5,683
2.5503.851.211	Employer's Social Security Cost	435	334	435	-	435
2.5330.851.221	Employer's Retirement Cost	809	622	835	-	835
2.6550.851.171	Salary - Bus Drivers - Symphony	1,200	775	1,200	-	1,200
2.6550.851.211	Employer's Social Security Cost	170	59	92	-	92
2.6550.851.221	Employer's Retirement Cost	170	-	176	-	176
	TOTAL	<u>\$ 86,565</u>	<u>\$ 69,646</u>	<u>\$ 86,667</u>	<u>\$ -</u>	<u>\$ 86,667</u>

**Orange County Schools
Local Current Expense Budget 2013-2014**

<u>CODE</u> <u>PRC 854</u>	<u>DESCRIPTION</u> <u>BAND</u>	<u>2012-2013</u> <u>BUDGET</u>	<u>2012-2013</u> <u>ACTUAL</u>	<u>2013-14</u> <u>BUDGET</u>	<u>Additional</u> <u>Appr. From</u> <u>BOE</u>	<u>TOTAL</u> <u>2013-2014</u> <u>BUDGET</u>
2.5502.854.326	Band Instrument Repair	\$ 13,940	\$ 12,890	\$ 13,940	\$ -	\$ 13,940
2.5502.854.361	Membership Fees and Dues	-	3,300	3,300	-	3,300
2.5502.854.411	Band Grant	50,000	48,911	50,000	-	50,000
2.5502.854.462	Computer Equipment - Inventoried	-	1,993	-	-	-
TOTAL		<u>\$ 63,940</u>	<u>\$ 67,093</u>	<u>\$ 67,240</u>	<u>\$ -</u>	<u>\$ 67,240</u>

<u>CODE</u> <u>PRC 860</u>	<u>DESCRIPTION</u> <u>ATHLETICS</u>	<u>2012-2013</u> <u>BUDGET</u>	<u>2012-2013</u> <u>ACTUAL</u>	<u>2013-14</u> <u>BUDGET</u>	<u>Additional</u> <u>Appr. From</u> <u>BOE</u>	<u>TOTAL</u> <u>2013-2014</u> <u>BUDGET</u>
2.5501.860.171	Bus Drivers	\$ -	\$ 1,077	\$ 1,000	\$ -	\$ 1,000
2.5501.860.192	Athletic Supplements	435,000	410,758	434,000	-	434,000
2.5501.860.211	Employer's Social Security Cost	33,278	31,505	33,278	-	33,278
2.5501.860.221	Employer's Retirement Cost	61,901	36,693	63,902	-	63,902
2.5501.860.311	Contracted Services	-	28,500	-	-	-
2.5501.860.344	Mobile Communications	1,225	1,225	1,225	-	1,225
2.5501.860.353	Certification/Licensing	-	2,389	2,500	-	2,500
2.5501.860.379	Catastrophic Insurance	2,820	2,820	3,469	-	3,469
2.5501.860.411	Athletic Grants	89,829	106,309	89,829	-	89,829
TOTAL		<u>\$ 624,053</u>	<u>\$ 621,277</u>	<u>\$ 629,203</u>	<u>\$ -</u>	<u>\$ 629,203</u>

**Orange County Schools
Local Current Expense Budget 2013-2014**

<u>CODE</u> <u>PRC 861</u>	<u>DESCRIPTION</u> <u>CO-CURRICULAR CLUBS</u>	<u>2012-2013</u> <u>BUDGET</u>	<u>2012-2013</u> <u>ACTUAL</u>	<u>2013-14</u> <u>BUDGET</u>	<u>Additional</u> <u>Appr. From</u> <u>BOE</u>	<u>TOTAL</u> <u>2013-2014</u> <u>BUDGET</u>
2.5500.861.192	Club Sponsors Dept/Grade Chair.	\$ 30,722	\$ 28,149	\$ 30,722	\$ -	\$ 30,722
2.5500.861.211	Employer's Social Security Cost	2,350	2,161	2,350	-	2,350
2.5500.861.221	Employer's Retirement Cost	4,372	4,019	4,513	-	4,513
2.5500.861.411	Club Funds, Supplies & Materials	11,937	7,914	11,937	-	11,937
TOTAL		\$ 49,381	\$ 42,242	\$ 49,522	\$ -	\$ 49,522

<u>CODE</u> <u>PRC 890</u>	<u>DESCRIPTION</u> <u>BOARD OF EDUCATION</u>	<u>2012-2013</u> <u>BUDGET</u>	<u>2012-2013</u> <u>ACTUAL</u>	<u>2013-14</u> <u>BUDGET</u>	<u>Additional</u> <u>Appr. From</u> <u>BOE</u>	<u>TOTAL</u> <u>2013-2014</u> <u>BUDGET</u>
2.6910.890.171	Bus Driver	\$ -	\$ 73	\$ -	\$ -	\$ -
2.6910.890.192	Board Of Education	9,850	9,750	9,850	-	9,850
2.6910.890.211	Employer's Social Security Cost	754	751	754	-	754
2.6910.890.221	Employer's Retirement Cost	165	149	169	-	169
2.6910.890.311	Contracted Services	7,000	1,175	47,000	-	47,000
2.6910.890.312	Workshops	13,263	15,913	16,000	-	16,000
2.6910.890.332	Travel	10,402	5,005	7,665	-	7,665
2.6910.890.411	Supplies	8,598	6,568	8,598	-	8,598
TOTAL		\$ 50,032	\$ 39,385	\$ 90,036	\$ -	\$ 90,036

<u>CODE</u> <u>PRC 891</u>	<u>DESCRIPTION</u> <u>EXECUTIVE ADMINISTRATION</u>	<u>2012-2013</u> <u>BUDGET</u>	<u>2012-2013</u> <u>ACTUAL</u>	<u>2013-14</u> <u>BUDGET</u>	<u>Additional</u> <u>Appr. From</u> <u>BOE</u>	<u>TOTAL</u> <u>2013-2014</u> <u>BUDGET</u>
2.6941.891.311	Awards & Recognitions	\$ 4,000	\$ 850	\$ 2,000	\$ -	\$ 2,000
2.6941.891.312	Staff Development	-	289	1,000	-	1,000

**Orange County Schools
Local Current Expense Budget 2013-2014**

<u>CODE</u> <u>PRC 891</u>	<u>DESCRIPTION</u> <u>EXECUTIVE ADMINISTRATION</u>	<u>2012-2013</u> <u>BUDGET</u>	<u>2012-2013</u> <u>ACTUAL</u>	<u>2013-14</u> <u>BUDGET</u>	<u>Additional</u> <u>Appr. From</u> <u>BOE</u>	<u>TOTAL</u> <u>2013-2014</u> <u>BUDGET</u>
2.6941.891.342	Office Postage	\$ 20,000	\$ 13,016	\$ 20,000	\$ -	\$ 20,000
2.6941.891.344	Mobile Communications	-	690	800	-	800
2.6941.891.361	Membership Fees and Dues	-	124	200	-	200
2.6941.891.411	Supplies and Materials	2,000	1,539	2,000	-	2,000
2.6941.891.459	Food - Leadership Retreat	-	(200)	574	-	574
	TOTAL	<u>\$ 26,000</u>	<u>\$ 16,308</u>	<u>\$ 26,574</u>	<u>\$ -</u>	<u>\$ 26,574</u>

<u>CODE</u> <u>PRC 892</u>	<u>DESCRIPTION</u> <u>BOARD & ADMINISTRATION SUPPORT</u>	<u>2012-2013</u> <u>BUDGET</u>	<u>2012-2013</u> <u>ACTUAL</u>	<u>2013-14</u> <u>BUDGET</u>	<u>Additional</u> <u>Appr. From</u> <u>BOE</u>	<u>TOTAL</u> <u>2013-2014</u> <u>BUDGET</u>
2.6910.892.361	Organizational Memberships & Fees	\$ 36,772	\$ 36,778	\$ 36,800	\$ -	\$ 36,800
2.6920.892.311	Legal	118,000	213,530	148,000	-	148,000
2.6930.892.311	Audit	46,000	49,196	51,000	-	51,000
2.6931.892.153	Salary - Internal Auditor	49,071	-	61,072	-	61,072
2.6931.892.211	Employer's Social Security Cost	3,754	-	4,672	-	4,672
2.6931.892.221	Employer's Retirement Cost	6,983	-	8,971	-	8,971
2.6931.892.231	Employer's Hospitalization Cost	5,192	-	5,285	-	5,285
2.6910.892.374	Judgments Against Local School Districts	-	9,000	-	-	-
2.6910.892.XXX	School Safety Contingency Appropriation	-	-	220,000	-	220,000
	TOTAL	<u>\$ 265,772</u>	<u>\$ 308,504</u>	<u>\$ 535,800</u>	<u>\$ -</u>	<u>\$ 535,800</u>

**Orange County Schools
Local Current Expense Budget 2013-2014**

CODE PRC 900	DESCRIPTION PUBLIC RELATIONS	2012-2013 BUDGET	2012-2013 ACTUAL	2013-14 BUDGET	Additional Appr. From BOE	TOTAL 2013-2014 BUDGET
2.6950.900.153	Salary - Public Relations	\$ 56,737	\$ 56,736	\$ 56,737	\$ -	\$ 56,737
2.6950.900.211	Employer's Social Security Cost	4,341	3,484	4,341	-	4,341
2.6950.900.221	Employer's Retirement Cost	8,074	8,073	8,335	-	8,335
2.6950.900.231	Employer's Hospitalization Cost	5,192	4,636	5,285	-	5,285
2.6950.900.311	Contracted Services	-	1,100	5,400	-	5,400
2.6950.900.314	Printing/Promotional Materials	2,500	1,752	2,500	-	2,500
2.6950.900.344	Mobile Communications	780	1,037	1,050	-	1,050
2.6950.900.361	Membership Fees	500	-	500	-	500
2.6950.900.411	Supplies	500	337	500	-	500
2.6950.900.461	Furniture and Equipment	-	1,870	-	-	-
	TOTAL	<u>\$ 78,624</u>	<u>\$ 79,026</u>	<u>\$ 84,648</u>	<u>\$ -</u>	<u>\$ 84,648</u>
	GRAND TOTAL	<u>\$ 27,638,195</u>	<u>\$ 25,813,295</u>	<u>\$ 26,715,604</u>	<u>\$ 2,372,549</u>	<u>\$ 29,088,153</u>

- (1) Orange High School Connector between C and D Wings (Page 41)
- (2) Elementary 1:1 laptop purchase (Page 42)
- (3) Communication - Improve school-based emergency communication (Page 43)
- (4) Salary Study (Page 44)
- (5) Refresh-Administration, Certified Support Staff, Board of Education computers (Page 45)
- (6) Assistive technology to selected students in the Exceptional Children's program (Page 46)
- (7) Additional Assistant Principal position--Stanback MS (Page 47)
- (8) Longevity pay for all employees based on both base salary and local supplement (Page 48)
- (9) Additional administrator position in Human Resources (Page 49)
- (10) Assistant Principals' 11th Month of Employment Supplement (Page 50)

**Orange County Schools
2013-2014
Capital Outlay Budget**

RECURRING CAPITAL

4.5110.901.327.000.117	Mobile Units	\$ 45,000
4.5110.901.461.000.001	New Classroom Setup	100,000
4.5110.901.522.000.260	Science Lab Maintenance	10,000
4.5500.901.529.000.000	Gym Floors	10,000
4.5500.901.529.000.150	Bleacher/Basketball Goal Maintenance	10,000
4.5500.901.532.000.233	Turf and Field Maintenance	40,000
4.5850.901.311.000.252	Bloodborne Pathogens Standards	12,000
4.5850.901.461.000.000	Safety Initiatives	138,526
4.5850.901.461.000.255	Maintenance Training & Safety Equipment	25,000
4.6580.901.311.000.000	Chemical Removal	1,740
4.6580.901.311.000.000.01	Carpet Cleaning	6,000
4.6580.901.311.000.160	Energy Management	15,000
4.6580.901.311.000.250	Pest Control	10,000
4.6580.901.422.000.000	Lawn Equipment Maintenance	15,000
4.6580.901.461.000.259	Safety Padding	12,000
4.6580.901.522.000.000	Environmental Maintenance	75,000
4.6580.901.523.000.000	HVAC	10,000
4.6580.901.524.000.000	Emergency Lights and Batteries	10,030
4.6580.901.529.000.000	Asbestos Inspections/ Abatement	20,000
4.6580.901.529.000.000.01	Painting	25,000
4.6580.901.529.000.000.02	Restroom Maintenance	20,000
4.6580.901.529.000.000.04	ADA Compliance	28,204
4.6580.901.529.000.109	Fire Alarm Maintenance	25,000
4.6580.901.529.000.133	Playground Maintenance	75,000
4.6580.901.529.000.273	Floor Coverings	140,000
4.6580.901.532.000.000	Athletic Facilities Maintenance	14,000

**Orange County Schools
2013-2014
Capital Outlay Budget**

RECURRING CAPITAL CONTINUED

4.6580.901.532.000.114	Roof Repairs	\$ 120,000
4.6580.901.532.000.248	Parking Lot Maintenance	40,000
4.6580.901.532.000.254	Landscaping	30,000
4.6580.901.532.000.268	Fencing	25,000
4.6610.901.311.000.000	Computer Equipment Maintenance	37,500
4.7200.901.326.000.249	Cafeteria Hood Cleaning	10,000
	Total Recurring Capital Outlay	\$ 1,155,000

**Orange County Schools
2013-2014
Capital Outlay Budget**

<u>PAY AS YOU GO</u>		Carryover From 2012-13	2013-2014 Appropriation	Total 2013-14 CIP Budget
4.6580.999.529.324.000	50003 Efland Cheeks Renovations	\$ 8,131.69	\$ -	\$ 8,131.69
4.6580.999.523.324.000	50003 Efland Cheeks - Cooling Tower Replacement	17,432.69	-	17,432.69
4.6580.999.523.324.000.001	50003 Efland Cheeks - Roof HVAC Units Replacement	1,000.00	-	1,000.00
4.6580.999.529.328.000	50004 Grady Brown Elementary	16.73	-	16.73
4.6580.999.528.329.000	50005 Hillsborough Elementary - Doors	129.74	-	129.74
4.6580.999.525.329.000	50005 Hillsborough Elementary - Plumbing	25,000.00	-	25,000.00
4.6580.999.528.329.001	50005 Hillsborough Elementary - Roof Replacement	64,392.00	-	64,392.00
4.6580.999.528.316.000	50008 CW Stanford Middle - Doors	2,878.19	-	2,878.19
4.6580.999.525.316.000	50008 CW Stanford Middle - Plumbing	10,494.36	-	10,494.36
4.6580.999.529.316.000	50008 CW Stanford Middle - Intercom System Replacement	464.82	-	464.82
4.6580.999.532.330.000	50010 New Hope Elem. - Concrete Repairs	10,000.00	-	10,000.00
4.6580.999.529.330.000	50010 New Hope Elem. - Gym Floor	52,409.27	-	52,409.27
4.6580.999.524.330.000	50010 New Hope Elem. - Lighting	49.76	-	49.76
4.6580.999.523.330.000	50010 New Hope Elem. - Chiller Replacement	19,800.91	-	19,800.91
4.6570.999.526.000.000	50011 Elementary School #8 Planning	300,000.00	-	300,000.00
4.6580.999.541.312.000	51002 Electrical Systems/Central Elem. Gym Sound System	6,000.00	-	6,000.00
4.6580.999.541.000.001	51002 Electrical Systems/District 25kw Generator	27,000.00	-	27,000.00
4.6580.999.529.000.007	51005 ADA - District Wide	-	131,000.00	131,000.00
4.6580.999.529.332.002	51005 ADA - OHS Enclosed Breezeway	-	25,000.00	25,000.00
4.6580.999.528.324.001	51010 Roofing/Efland Cheeks - Roof Replacement	-	125,000.00	125,000.00
4.5860.999.462.000.000	51011 Technology	244,946.76	700,000.00	944,946.76
4.5860.999.462.000.002	51011 Technology - Quarter Cent Sales Tax	-	490,000.00	490,000.00
4.6580.999.523.312.001	51016 Central Elementary - Cooling Tower Replacement	56,183.04	-	56,183.04
4.6580.999.523.312.000	51016 Central Elementary - HVAC	427.61	-	427.61
4.6580.999.529.312.000	51016 Central Elementary - Renovations	3,178.88	-	3,178.88
4.6580.999.525.312.000	51016 Central Elementary - Plumbing	4,047.94	-	4,047.94
4.6580.999.524.312.000	51016 Central Elementary - Electrical	887.53	-	887.53
4.6580.999.522.310.000	51019 Indoor Air Quality/CRHS Dust Removal System (Wood Shop)	15,000.00	-	15,000.00

**Orange County Schools
2013-2014
Capital Outlay Budget**

PAY AS YOU GO - Continued		Carryover From 2012-13	2013-2014 Appropriation	Total 2013-14 CIP Budget
4.6580.999.529.000.001	51021 District Wide - Concrete/ Asphalt Repairs	\$ 15,457.93	\$ -	\$ 15,457.93
4.6580.999.522.000.000	51021 District Wide - Administration Building Renovations	1,133.17	-	1,133.17
4.6580.999.529.000.006	51024 Fire/Safety/Security Upgrades/Indoor Camera Installations	68,569.00	-	68,569.00
4.6580.999.541.000.000	51024 Fire/Safety/Security Upgrades/District Hydraulic Lift	546.64	-	546.64
4.6580.999.461.000.003	51024 Fire/Safety/Security Upgrades/District Walkie Talkies	271.49	-	271.49
4.6580.999.529.000.008	51024 Safety and Security/Security Assessment with recommendations	-	75,000.00	75,000.00
4.6580.999.541.000.007	51024 Safety and Security/District/Rekey Central Office Building	-	7,500.00	7,500.00
4.6580.999.541.000.006	51024 Safety and Security/District/Fire Extinguisher Replacements	-	5,000.00	5,000.00
4.6580.999.541.000.005	51024 Safety and Security/District/Indoor Camera Installations	-	40,000.00	40,000.00
4.6580.999.541.000.004	51024 Safety and Security/ HE,GAB,EC,CE,CP Electric Door Locks	-	35,000.00	35,000.00
4.6580.999.541.000.003	51024 Safety and Security/District/Central Office Fire Alarm Systems	-	15,000.00	15,000.00
4.6550.999.541.001.000	51024 Safety and Security/ Transportation/ Bus Security Cameras	-	15,000.00	15,000.00
4.6580.999.528.324.000	51025 Classroom/Building Improvements/Efland Cheeks Casework	10,181.03	-	10,181.03
4.6580.999.461.000.004	51025 Classroom/Building Improvements/District Custodial Equip.	18.47	-	18.47
4.6580.999.551.000.000	51025 Classroom/Building Improvements/Distr. Vehicle Replacement	25,000.00	-	25,000.00
4.6580.999.522.330.000	51025 Classroom/Building Improve./NH Ceiling Renovation	20,000.00	-	20,000.00
4.6580.999.532.336.000	51025 Classroom/Building Improve./Pathways Perimeter Fencing	30,000.00	-	30,000.00
4.6580.999.529.328.002	51025 Classroom/Building Improve./Grady Brown Concrete Repairs	18,337.00	-	18,337.00
4.6580.999.525.328.000	51025 Classroom/Building Improve./GAB Replace Sinks & Cabinets	-	6,000.00	6,000.00
4.6580.999.541.324.000	51025 Classroom/Building Improve./Ef. Cheeks Freezer w/Cooler replacement	-	25,067.00	25,067.00
4.6580.999.522.328.000	51026 Window Replacements/GAB	67,147.14	-	67,147.14
4.6580.999.522.312.001	51026 Window Replacements/Central Elementary	52,168.00	-	52,168.00
4.6580.999.529.328.001	51027 Athletic Facilities/GAB Playground Renovations	7,185.98	-	7,185.98
4.6580.999.529.310.000	51027 Athletic Facilities/CRHS Tennis Court Resurfacing	30,000.00	-	30,000.00
4.6580.999.529.310.001	51027 Athletic Facilities/CRHS Locker Room Painting	3,000.00	-	3,000.00
4.6580.999.532.304.000	51027 Athletic Facilities/A.L. Stanback Track Renovations	69,372.75	-	69,372.75
4.6580.999.532.310.000	51027 Athletic Facilities/CRHS Baseball Field Renovations	140,666.25	-	140,666.25
4.6580.999.529.310.002	51027 Athletic Facilities/CRHS Tennis Court Renovation	94,966.75	10,000.00	104,966.75
4.6580.999.532.304.001	51027 Athletic Facilities/A.L. Stanback Athletic Field Fencing	-	6,000.00	6,000.00

**Orange County Schools
2013-2014
Capital Outlay Budget**

PAY AS YOU GO - Continued		Carryover From 2012-13	2013-2014 Appropriation	Total 2013-14 CIP Budget
4.6580.999.541.304.000	51027 Athletic Facilities/ A.L. Stanback Gym Bleachers Motorization	\$ -	\$ 25,000.00	\$ 25,000.00
4.6580.999.541.327.000	51027 Athletic Facilities/GHMS Flag Poles for Athletic Fields	-	3,000.00	3,000.00
4.6580.999.522.332.001	51027 Athletic Facilities/OHS Refurbish Gym Wood Floors	-	45,000.00	45,000.00
4.6580.999.523.332.002	51027 Athletic Facilities/OHS Replace Concession Stand HVAC	-	2,500.00	2,500.00
4.6580.999.541.332.000	51027 Athletic Facilities/OHS Replace PA System (GYM)	-	20,000.00	20,000.00
4.6580.999.524.328.000	51028 Energy Efficiency/Lighting Improvements/GAB	27,785.00	-	27,785.00
4.6580.999.541.000.002	51029 Mechanical Systems/District Tools and Equipment	803.79	-	803.79
4.6580.999.542.000.000	51029 Mechanical Systems/Energy Management Computers	-	10,000.00	10,000.00
4.6580.999.529.332.003	51029 Mechanical Systems/OHS Replace Steam Lines/Planning	-	100,000.00	100,000.00
4.6580.999.529.308.000	51030 Paving/Cameron Park/ Asphalt Resurfacing (Bus Lot)	40,000.00	-	40,000.00
4.6580.999.532.316.000	Paving/CWS 300 Building Sidewalk	-	8,000.00	8,000.00
4.6580.999.522.000.000.01	Unallocated (due to repurposing)	245.32	-	245.32
TOTAL PAY AS YOU GO		\$ 1,592,727.63	\$ 1,924,067.00	\$ 3,516,794.63

**Orange County Schools
2013-2014
Capital Outlay Budget**

LOTTERY PROCEEDS		Carryover From 2012-13	2013-2014 Appropriation	Total 2013-14 CIP Budget
4.6580.998.524.304.000	50000 A.L. Stanback Middle - Emergency Lighting	\$ 12,000.00	\$ -	\$ 12,000.00
4.6580.998.523.304.000	50000 A.L. Stanback Middle - HVAC Air Balancing	-	-	-
4.6580.998.528.308.000	50001 Cameron Park Door Replacement	165.98	-	165.98
4.6580.998.523.308.000	50001 Cameron Park Chiller Replacement	-	-	-
4.6580.998.529.308.002	50001 Cameron Park Elem. - Mobile Unit Repair	545.68	-	545.68
4.6580.998.522.324.000	50003 Efland Cheeks Elem. - Main Entrance Enhancements	7,070.00	-	7,070.00
4.6580.998.523.329.000	50005 Hillsborough Elem. - Cleaning of HVAC Units	31,500.00	-	31,500.00
4.6580.998.524.332.000	50006 Orange High - Security Lighting	286.19	-	286.19
4.6580.998.529.332.000	50006 Orange High - Field house Locker Replacements	-	-	-
4.6580.998.522.316.000	50008 C.W. Stanford Middle - Canopy Replacement	250,000.00	-	250,000.00
4.6570.998.522.335.000	50009 Partnership Academy	54,608.77	-	54,608.77
4.6580.998.522.335.000	50009 Partnership Academy - Marquee	5,000.00	-	5,000.00
4.6580.998.541.000.000	51002 Electrical Systems/25kw Generator	-	45,000.00	45,000.00
4.6570.998.522.310.000	51007 CRHS Gym Planning	300,000.00	-	300,000.00
4.6580.998.528.312.000	51010 Roofing/Central/Roof Replacement	-	55,000.00	55,000.00
4.6580.998.528.332.000	51010 Roofing/OHS/Roof Replacement Bldg. 100,200,300,Gym	-	165,000.00	165,000.00
4.6580.998.528.328.000	51010 Roofing/GAB/Roof Replacement	-	59,000.00	59,000.00
4.6580.998.523.000.000	51013 HVAC Upgrades & Improvements	30,035.55	-	30,035.55
4.6580.998.523.312.000	51016 Central Elem. - Air Handler Replacement	2,833.08	-	2,833.08
4.6580.998.529.31.0000	51016 Central Elem. - Duct Work Cleaning	2,500.00	-	2,500.00
4.6580.998.529.000.001	51023 Bathroom Renovations	96,850.17	-	96,850.17
4.6580.998.529.000.000	51024 Fire/Safety Upgrades	957.60	-	957.60
4.6580.998.522.304.000	51025 Classroom/Bldg./ ALS 6th Grade Wing	90,000.00	-	90,000.00
4.6580.998.522.332.000	51025 Classroom/Bldg./OHS Streetscape	114,617.81	-	114,617.81
4.6580.998.541.324.000	51025 Classroom/Bldg. Improvements/Ef. Cks. Freezer w/cooler replacement	-	39,851.00	39,851.00
4.6580.998.522.329.000	51026 Window Replace./Hillsborough Elementary Gym	-	70,000.00	70,000.00
4.6580.998.524.330.000	51028 Energy Efficiency/Lighting Improve./New Hope Lighting Upgrades	-	50,000.00	50,000.00
4.6580.998.524.328.000	51028 Energy Efficiency/Lighting Improve./GAB Lighting Upgrades	-	30,000.00	30,000.00

**Orange County Schools
2013-2014
Capital Outlay Budget**

LOTTERY PROCEEDS - Continued		Carryover From 2012-13	2013-2014 Appropriation	Total 2013-14 CIP Budget
4.6580.998.529.316.000	51030 Paving/C.W. Stanford/Parking Lot and Driveway	\$ 40,000.00	\$ -	\$ 40,000.00
4.6580.998.529.328.000	51030 Classroom/Bldg. Improve./Grady Brown/Concrete Repairs	281.00	-	281.00
TOTAL LOTTERY PROCEEDS		\$ 1,039,251.83	\$ 513,851.00	\$ 1,553,102.83

QUALIFIED SCHOOL CONTRUCTION BONDS		Carryover From 2012-13	2013-2014 Appropriation	Total 2013-14 CIP Budget
4.6580.997.529.312.000	51025 Central Breezeway Enclosure	\$ 1,048.27	\$ -	\$ 1,048.27
4.6580.997.529.324.000	51025 Efland Cheeks Renovation	164,257.00	-	164,257.00
4.6580.997.523.316.000	51025 C.W. Stanford HVAC Upgrades	712,821.14	-	712,821.14
TOTAL QSCB		\$ 878,126.41	\$ -	\$ 878,126.41

FUND BALANCE APPROPRIATED		Carryover From 2012-13	2013-2014 Appropriation	Total 2013-14 CIP Budget
4.6550.994.551.000	Activity Bus Replacements	\$ 96,932.00	\$ -	\$ 96,932.00
4.6580.994.529.328	Concrete Repairs/Grady Brown	76,652.00	-	76,652.00
4.6580.994.522.332	OHS Building Repairs & Renovations	265,429.36	-	265,429.36
4.6580.994.529.312	Central Elementary Playground	52,066.00	-	52,066.00
4.6580.994.532.304	A.L. Stanback Track Renovation	6,950.00	30,211.00	37,161.00
4.6570.994.311.000	Facilities Assessment (See page 51)	-	350,000.00	350,000.00
TOTAL FUND BALANCE APPR.		\$ 498,029.36	\$ 380,211.00	\$ 878,240.36

CAPITAL OUTLAY BUDGET SUMMARY	Carryover From 2012-13	2013-2014 Appropriation	Total 2013-14 CIP Budget
Recurring Capital	\$ -	\$ 1,155,000.00	\$ 1,155,000.00
Pay-as-you-go	1,592,727.63	1,924,067.00	3,516,794.63
Lottery Proceeds	1,039,251.83	513,851.00	1,553,102.83
Qualified School Construction Bonds	878,126.41	-	878,126.41
Fund Balance Appropriated	498,029.36	380,211.00	878,240.36
TOTAL CAPITAL OUTLAY BUDGET	\$ 4,008,135.23	\$ 3,973,129.00	\$ 7,981,264.23

Child Nutrition Services
Orange County Schools
2013-2014 Budget

	Revenues	
5.3811.035	USDA- REGULAR	\$ 1,570,000.00
5.3250.035	SALES AND USE TAX REVENUE	1,000.00
5.3814.035	USDA- SUMMER FEED	7,500.00
5.3815.035	USDA- COMMODITIES	145,000.00
5.4311.035	SALES- BREAKFAST FULL	30,000.00
5.4314.035	SALES- LUNCH FULL	390,000.00
5.4315.035	SALES- LUNCH REDUCED	17,000.00
5.4318.035	SALES- SUPPLEMENTAL	458,650.00
5.4319.035	SALES- OTHER (VENDING MACHINES)	25,000.00
5.4321.035	CATERED- BREAKFAST	1,000.00
5.4322.035	CATERED- LUNCHES	2,500.00
5.4323.035	SUPPERS AND BANQUETS	5,000.00
5.4324.035	CATERED- SUPPLEMENTS	32,000.00
5.4341.035	STATE REIM - REDUCED PRICE BREAKFAST	3,900.00
5.4450.035	INTEREST EARNED ON INVESTMENT	1,000.00
5.4490.035	OTHER LOCAL OPERATING REVENUE	300.00
	TOTAL REVENUES	\$ 2,689,850.00

Child Nutrition Services
Orange County Schools
2013-2014 Budget

Expenditures		
5.7200.035.113	SALARY- DIRECTOR	\$ 37,000.00
5.7200.035.151	SALARY- OFFICE PERSONNEL	58,000.00
5.7200.035.165	SALARY- CN SUBSTITUTES	40,000.00
5.7200.035.174	SALARY- FOOD SERVICE EMPLOYEE	564,000.00
5.7200.035.176	SALARY- MANAGER	310,000.00
5.7200.035.184	LONGEVITY	12,000.00
5.7200.035.185	BONUS LEAVE PAYOFF	500.00
5.7200.035.188	ANNUAL LEAVE PAYOFF	5,000.00
5.7200.035.189	PAYMENT OF SHORT TERM DISABILITY-1st 6 mos.	5,000.00
5.7200.035.199	OVERTIME PAY	2,000.00
5.7200.035.211	EMPLOYER'S SOCIAL SECURITY	75,000.00
5.7200.035.221	EMPLOYER'S RETIREMENT	145,000.00
5.7200.035.231	EMPLOYER'S HOSPITAL	250,000.00
5.7200.035.232	WORKERS COMPENSATION	30,000.00
5.7200.035.233	UNEMPLOYMENT	1,000.00
5.7200.035.239	OTHER INSURANCE COST	300.00
5.7200.035.311	CONTRACTED SERVICES	10,000.00
5.7200.035.312	WORKSHOP EXPENSE	2,500.00
5.7200.035.313	ADVERTISING FEES	100.00
5.7200.035.314	PRINTING & BINDING	3,000.00
5.7200.035.326	CONTRACTED REPAIRS & MAINT.	2,000.00
5.7200.035.332	TRAVEL	7,000.00
5.7200.035.342	POSTAGE	750.00
5.7200.035.344	MOBILE COMMUNICATIONS	400.00
5.7200.035.361	MEMBERSHIP FEES AND DUES	500.00
5.7200.035.411	SUPPLIES & MATERIALS	6,500.00
5.7200.035.418	COMPUTER SOFTWARE AND SUPPLIES	10,000.00
5.7200.035.422	REPAIR PARTS	800.00
5.7200.035.451	FOOD PURCHASE	995,000.00
5.7200.035.453	FOOD PROCESSING SUPPLIES	85,000.00
5.7200.035.461	PURCHASED NON-CAPITAL EQUIP.	10,000.00
5.7200.035.462	COMPUTER EQUIPMENT-INVENTORIED	1,500.00
5.7200.035.571	DEPRECIATION	20,000.00
	TOTAL EXPENSES	\$ 2,689,850.00

Prepared by: Valerie Green, Child Nutrition Director

ORANGE COUNTY SCHOOLS
SCHOOL COMMUNITY RELATIONS
2013-2014 BUDGET

ACCOUNT CODE	DESCRIPTION	2013-2014 BUDGET
<i>COMMUNITY SCHOOLS PROGRAM</i>		
6.7100.704.113.000	COMM. SCHOOLS DIRECTOR SALARY	\$ 80,867
6.7100.704.151.000.001	SECRETARY SALARY	37,063
6.7100.704.151.000.002	BOOKKEEPER SALARY	38,424
6.7100.704.151.000.003	CLERICAL ASSISTANT SALARY	32,716
6.7100.704.184.000	LONGEVITY / Director	3,596
6.7100.704.184.000.001	LONGEVITY / Secretary	834
6.7100.704.184.000.002	LONGEVITY / Bookkeeper	1,729
6.7100.704.211.000	EMPLOYER'S SOCIAL SECURITY -Director	6,461
6.7100.704.211.000.001	EMPLOYER'S SOCIAL SECURITY - Secretary	2,899
6.7100.704.211.000.002	EMPLOYER'S SOCIAL SECURITY - Bookkeeper	3,071
6.7100.704.211.000.003	EMPLOYER'S SOCIAL SECURITY - Clerical Asst	2,503
6.7100.704.221.000	EMPLOYER'S RETIREMENT - Director	12,407
6.7100.704.221.000.001	EMPLOYER'S RETIREMENT - Secretary	5,567
6.7100.704.221.000.002	EMPLOYER'S RETIREMENT - Bookkeeper	5,898
6.7100.704.221.000.003	EMPLOYER'S RETIREMENT - Clerical Asst.	4,805
6.7100.704.231.000	EMPLOYER'S HOSPITAL INSURANCE - Director	5,285
6.7100.704.231.000.002	EMPLOYER'S HOSPITAL INSURANCE - Bookkeeper	5,285
6.7100.704.231.000.003	EMPLOYER'S HOSPITAL INSURANCE - Clerical Asst	5,285
6.7100.704.233.000	UNEMPLOYMENT INSURANCE	3,856
6.7100.704.311.000	CONTRACTED SERVICES	1,335
6.7100.704.312.000	WORKSHOP EXPENSES / ALLOWABLE TRAVEL	4,352
6.7100.704.314.000	PRINTING & BINDING FEES	2,550
6.7100.704.315.000	REPRODUCTION COST (copier)	2,437
6.7100.704.319.000	OTHER PROFESSIONAL & TECH SERVICES	486
6.7100.704.321.000	ELECTRICAL UTILITIES	3,092
6.7100.704.326.000	CONTRACTED REPAIRS & MAINT. - EQUIPMENT	609
6.7100.704.332.000	TRAVEL	1,593
6.7100.704.361.000	MEMBERSHIP & DUES	460
6.7100.704.411.000	SUPPLIES/MATERIALS	1,960
6.7100.704.418.000	COMPUTER SOFTWARE & SUPPLIES	500
6.7100.704.461.000	FURNITURE & EQUIPMENT - INVENTORIED	1,692
6.7100.704.462.000	COMPUTER EQUIPMENT - INVENTORIED	1,848
6.7100.704.541.000	PURCHASE OF EQUIPMENT-CAPITALIZED	350
6.7100.704.542.000	PURCHASE OF COMPUTER HARDWARE-CAPITALIZED	1,500
COMMUNITY SCHOOLS PROGRAM TOTALS		\$ 283,315

ORANGE COUNTY SCHOOLS
SCHOOL COMMUNITY RELATIONS
2013-2014 BUDGET

<u>AFTER SCHOOL PROGRAM</u>		
6.7100.701.171.000	ACTIVITY BUS DRIVER SALARIES	\$ 300
6.7100.701.211.000	EMPLOYER'S SOCIAL SECURITY	100
6.7100.701.311.000	CONTRACTED SERVICES	200
6.7100.701.311.000	STAFF REIMB. FOR CRIMINAL RECORDS CHECK	1,200
6.7100.701.341.000	TELEPHONE	308
6.7100.701.344.000	MOBILE COMMUNICATION COSTS	5,000
6.7100.701.411.000	SUPPLIES/MATERIALS	1,500
6.7100.701.459.000	FOOD PURCHASES	500
6.7100.701.462.000	COMPUTER EQUIPMENT - INVENTORIED	5,000
	SUB-TOTAL:	\$ 14,108
<u>CAMERON PARK ELEM. AFTER SCHOOL PROGRAM - 308</u>		
6.7100.701.165.308	AFTER SCHOOL SUB	\$ 3,000
6.7100.701.178.308	AFTER SCHOOL STAFF SALARIES	45,540
6.7100.701.199.308	STAFF OVERTIME	4,000
6.7100.701.211.308	EMPLOYER'S SOCIAL SECURITY	3,790
6.7100.701.221.308	EMPLOYER'S RETIREMENT	6,700
6.7100.701.231.308	EMPLOYERS HOSPITAL INSURANCE	7,500
6.7100.701.312.308	WORKSHOP EXPENSES / ALLOWABLE TRAVEL	500
6.7100.701.332.308	LOCAL TRAVEL	100
6.7100.701.411.308	SUPPLIES/MATERIALS	2,000
6.7100.701.459.308	FOOD PURCHASES (SNACKS)	6,000
	SUB-TOTAL:	\$ 79,130
<u>CENTRAL ELEM. AFTER SCHOOL PROGRAM - 312</u>		
6.7100.701.165.312	AFTER SCHOOL SUB	\$ 500
6.7100.701.178.312	AFTER SCHOOL STAFF SALARIES	31,000
6.7100.701.199.312	STAFF OVERTIME	500
6.7100.701.211.312	EMPLOYER'S SOCIAL SECURITY	2,700
6.7100.701.221.312	EMPLOYER'S RETIREMENT	2,500
6.7100.701.231.312	EMPLOYER'S HOSPITAL INSURANCE	3,000
6.7100.701.312.312	WORKSHOP EXPENSES / ALLOWABLE TRAVEL	500
6.7100.701.332.312	LOCAL TRAVEL	100
6.7100.701.411.312	SUPPLIES/MATERIALS	2,000
6.7100.701.459.312	FOOD PURCHASES (SNACKS)	350
	SUB-TOTAL:	\$ 43,150

ORANGE COUNTY SCHOOLS
SCHOOL COMMUNITY RELATIONS
2013-2014 BUDGET

<u>EFLAND CHEEKS ELEM. AFTER SCHOOL PROGRAM - 324</u>		
6.7100.701.165.324	AFTER SCHOOL SUB	\$ 300
6.7100.701.178.324	AFTER SCHOOL STAFF SALARIES	36,000
6.7100.701.199.324	STAFF OVERTIME	1,000
6.7100.701.211.324	EMPLOYER'S SOCIAL SECURITY	2,831
6.7100.701.221.324	EMPLOYER'S RETIREMENT	2,000
6.7100.701.231.324	EMPLOYER'S HOSPITAL INSURANCE	2,000
6.7100.701.312.324	WORKSHOP EXPENSES / ALLOWABLE TRAVEL	500
6.7100.701.332.324	LOCAL TRAVEL	100
6.7100.701.411.324	SUPPLIES/MATERIALS	2,000
6.7100.701.459.324	FOOD PURCHASES (SNACKS)	350
	SUB-TOTAL:	\$ 47,081
<u>GRADY BROWN ELEM. AFTER SCHOOL PROGRAM - 328</u>		
6.7100.701.165.328	AFTER SCHOOL SUB	\$ 300
6.7100.701.178.328	AFTER SCHOOL STAFF SALARIES	37,000
6.7100.701.199.328	STAFF OVERTIME	1,500
6.7100.701.211.328	EMPLOYER'S SOCIAL SECURITY	3,000
6.7100.701.221.328	EMPLOYER'S RETIREMENT	3,300
6.7100.701.231.328	EMPLOYER'S HOSPITAL INSURANCE	2,900
6.7100.701.312.328	WORKSHOP EXPENSES / ALLOWABLE TRAVEL	500
6.7100.701.332.328	LOCAL TRAVEL	100
6.7100.701.411.328	SUPPLIES/MATERIALS	2,000
6.7100.701.459.328	FOOD PURCHASES (SNACKS)	5,000
	SUB-TOTAL:	\$ 55,600
<u>HILLSBOROUGH ELEM. AFTER SCHOOL PROGRAM - 329</u>		
6.7100.701.165.329	AFTER SCHOOL SUB	\$ 600
6.7100.701.178.329	AFTER SCHOOL STAFF SALARIES	65,000
6.7100.701.199.329	STAFF OVERTIME	4,700
6.7100.701.211.329	EMPLOYER'S SOCIAL SECURITY	5,200
6.7100.701.221.329	EMPLOYER'S RETIREMENT	7,200
6.7100.701.231.329	EMPLOYER'S HOSPITAL INSURANCE	7,600
6.7100.701.312.329	WORKSHOP EXPENSES / ALLOWABLE TRAVEL	500
6.7100.701.332.329	LOCAL TRAVEL	100
6.7100.701.411.329	SUPPLIES/MATERIALS	2,000
6.7100.701.459.329	FOOD PURCHASES (SNACKS)	11,000
	SUB-TOTAL:	\$ 103,900

ORANGE COUNTY SCHOOLS
SCHOOL COMMUNITY RELATIONS
2013-2014 BUDGET

<u>NEW HOPE ELEM. AFTER SCHOOL PROGRAM - 330</u>		
6.7100.701.165.330	AFTER SCHOOL SUB	\$ 200
6.7100.701.178.330	AFTER SCHOOL STAFF SALARIES	36,000
6.7100.701.199.330	STAFF OVERTIME	2,500
6.7100.701.211.330	EMPLOYER'S SOCIAL SECURITY	2,945
6.7100.701.221.330	EMPLOYER'S RETIREMENT	4,513
6.7100.701.231.330	EMPLOYER'S HOSPITAL INSURANCE	5,300
6.7100.701.312.330	WORKSHOP EXPENSES / ALLOWABLE TRAVEL	500
6.7100.701.332.330	LOCAL TRAVEL	100
6.7100.701.411.330	SUPPLIES/MATERIALS	2,000
6.7100.701.459.330	FOOD PURCHASES (SNACKS)	350
	SUB-TOTAL:	\$ 54,408
<u>PATHWAYS ELEM. AFTER SCHOOL PROGRAM - 336</u>		
6.7100.701.165.336	AFTER SCHOOL SUB	\$ 200
6.7100.701.178.336	AFTER SCHOOL STAFF SALARIES	32,384
6.7100.701.199.336	STAFF OVERTIME	2,530
6.7100.701.211.336	EMPLOYER'S SOCIAL SECURITY	2,671
6.7100.701.221.336	EMPLOYER'S RETIREMENT	4,968
6.7100.701.231.336	EMPLOYER'S HOSPITAL INSURANCE	6,000
6.7100.701.312.336	WORKSHOP EXPENSES / ALLOWABLE TRAVEL	500
6.7100.701.332.336	LOCAL TRAVEL	100
6.7100.701.411.336	SUPPLIES/MATERIALS	2,000
6.7100.701.459.336	FOOD PURCHASES (SNACKS)	4,500
	SUB-TOTAL:	\$ 55,853
	AFTERSCHOOL PROGRAM TOTAL	\$ 453,230
ACCOUNT CODE	DESCRIPTION	
<u>SUMMER CAMP/INTERSESSIONS PROGRAMS</u>		
6.7100.702.171.000	SUMMER CAMP BUS DRIVERS SALARIES	\$ 1,900
6.7100.702.178.000	SUMMER CAMP STAFF SALARIES	3,036
6.7100.702.199.000	SUMMER CAMP OVERTIME	1,500
6.7100.702.211.000	EMPLOYER'S SOCIAL SECURITY	350
6.7100.702.221.000	EMPLOYER'S RETIREMENT	500
6.7100.702.311.000	CONTRACTED SERVICES	2,000
6.7100.702.332.000	LOCAL TRAVEL	500
6.7100.702.333.000	TRANSPORTATION COST- FIELD TRIPS	5,000
6.7100.702.379.000	OTHER INSURANCE AND JUDGMENTS	1,900
6.7100.702.411.000	SUPPLIES/MATERIALS	2,000
6.7100.702.459.000	FOOD PURCHASES	500
	SUB-TOTAL:	\$ 19,186

ORANGE COUNTY SCHOOLS
SCHOOL COMMUNITY RELATIONS
2013-2014 BUDGET

<u>CENTRAL ELEM. SUMMER CAMP</u>		
6.7100.702.178.312	SUMMER STAFF SALARIES	\$ 14,000
6.7100.702.199.312	OVERTIME	132
6.7100.702.211.312	EMPLOYER'S SOCIAL SECURITY	1,200
6.7100.702.221.312	EMPLOYER'S RETIREMENT	1,500
6.7100.702.231.312	EMPLOYER'S HOSPITALIZATION	600
6.7100.702.311.312	CONTRACTED SERVICES	2,000
6.7100.702.411.312	SUPPLIES/MATERIALS	1,500
6.7100.702.459.312	FOOD PURCHASES	750
	SUB-TOTAL:	\$ 21,682
<u>GRADY BROWN ELEM. SUMMER CAMP</u>		
6.7100.702.178.328	SUMMER STAFF SALARIES	\$ 16,000
6.7100.702.199.328	OVERTIME	152
6.7100.702.211.328	EMPLOYER'S SOCIAL SECURITY	1,500
6.7100.702.221.328	EMPLOYER'S RETIREMENT	2,298
6.7100.702.231.328	EMPLOYER'S HOSPITALIZATION	1,800
6.7100.702.311.328	CONTRACTED SERVICES	2,000
6.7100.702.411.328	SUPPLIES/MATERIALS	1,500
6.7100.702.459.328	FOOD PURCHASES	750
	SUB-TOTAL:	\$ 26,000
<u>HILLSBOROUGH ELEM. INTERSESSIONS</u>		
6.7100.702.178.329	INTERSESSION STAFF SALARIES	\$ 16,500
6.7100.702.199.329	OVERTIME	101
6.7100.702.211.329	EMPLOYER'S SOCIAL SECURITY	1,079
6.7100.702.221.329	EMPLOYER'S RETIREMENT	2,007
6.7100.702.231.329	EMPLOYER'S HOSPITALIZATION	1,400
6.7100.702.311.329	CONTRACTED SERVICES	2,000
6.7100.702.333.329	FIELD TRIPS	700
6.7100.702.411.329	SUPPLIES/MATERIALS	1,500
6.7100.702.459.329	FOOD PURCHASES	1,200
	SUB-TOTAL:	\$ 26,487

ORANGE COUNTY SCHOOLS
SCHOOL COMMUNITY RELATIONS
2013-2014 BUDGET

<u>NEW HOPE ELEM. SUMMER CAMP</u>		
6.7100.702.178.330	SUMMER STAFF SALARIES	\$ 16,000
6.7100.702.199.330	OVERTIME	152
6.7100.702.211.330	EMPLOYER'S SOCIAL SECURITY	1,236
6.7100.702.221.330	EMPLOYER'S RETIREMENT	2,000
6.7100.702.231.330	EMPLOYER'S HOSPITALIZATION	1,999
6.7100.702.311.330	CONTRACTED SERVICES	2,000
6.7100.702.411.330	SUPPLIES/MATERIALS	1,500
6.7100.702.459.330	FOOD PURCHASES	750
	SUB-TOTAL:	\$ 25,637
	TOTAL PROGRAM AREAS	\$ 855,537
ACCOUNT CODE	DESCRIPTION	
6.7100.704.571.000	DEPRECIATION	\$ 8,500
	TOTAL PROGRAM EXPENSE	\$ 864,037

ORANGE COUNTY SCHOOLS
 SCHOOL COMMUNITY RELATIONS
 2013-2014 BUDGET

	REVENUES	
6.4210.701.000	TUITION AFTER SCHOOL CARE	\$ 715,575
6.4210.702.000	SUMMER CAMP/INTERSESSIONS	128,962
6.4910.701.000	FUND BALANCE APPROPRIATED	19,500
	TOTAL REVENUE	\$ 864,037
	EXPENSES	
6.7100.704.000	COMMUNITY SCHOOLS PROGRAM	\$ 283,315
6.7100.701.000	AFTER SCHOOL PROGRAM	453,230
6.7100.702.000	SUMMER CAMP PROGRAM	118,992
6.7100.704.571	DEPRECIATION	8,500
	TOTAL EXPENSES	\$ 864,037
2013-2014		
Social Security 7.65%		
Retirement 14.69%		
Hospital \$5,285 per position		
AS Staff Salaries	no increase	

ORANGE COUNTY SCHOOLS
OTHER RESTRICTED FUND BUDGET 2013-2014

REVENUES:

<u>DESCRIPTION</u> <u>REVENUES</u>		<u>2012-2013</u> <u>BUDGET</u>	<u>2012-2013</u> <u>ACTUAL</u>	<u>2013-14</u> <u>BUDGET</u>
8.3200.096	Teacher on Loan/DPI	\$ 7,300	\$ 7,300	\$ 7,300
8.3250	Sales & Use Tax Revenues	35,000	26,918	27,000
8.3700.112	Math/Science Partnership	111,150	265,790	123,671
8.3700.305	Medicaid Administrative	80,000	124,089	257,999
8.3700.306	Medicaid Direct Services	10,000	9,450	10,000
8.3700.413	N. C. Pre-K	222,500	244,750	244,750
8.4210	Tuition & Fees	72,841	43,746	49,000
8.4210.012	Driver's Education Fees	-	10,975	11,000
8.4210.015	Laptop Fees	-	87,109	87,000
8.4210.705	Tuition - Pre-K	10,800	11,867	12,000
8.4410.000.000.000.001	Fines & Forfeitures - Other	-	5,203	-

**ORANGE COUNTY SCHOOLS
OTHER RESTRICTED FUND BUDGET 2013-2014**

DESCRIPTION REVENUES		2012-2013 BUDGET	2012-2013 ACTUAL	2013-14 BUDGET
8.4410.000.000.000.003	Fines & Forfeitures - DWI	\$ -	\$ 5,278	\$ -
8.4420.740	Facility Use	55,000	67,446	65,000
8.4430.503	Prism Grant	4,500	4,500	-
8.4430.516	Leaders and Learners	-	10,302	6,500
8.4430.701	MSAS Community Schools	-	18,321	-
8.4430.803	Teacher of the Year Banquet	5,000	5,000	5,000
8.4440.611	ABC Revenues	35,000	35,000	38,500
8.4490	Miscellaneous Revenues	-	120	-
8.4490	Miscellaneous Revenues - Transcripts	-	1,028	-
8.4490.804	RESA Revenues	12,000	12,000	12,000
8.4880	Indirect Cost	100,000	97,334	95,000
8.4890.007	Reimbursement - Nurses - County	232,055	232,055	232,055
8.4910	Fund Balance - Carryover	253,629	-	361,723
TOTAL REVENUES		\$ 1,246,775	\$ 1,325,581	\$ 1,645,499

ORANGE COUNTY SCHOOLS
OTHER RESTRICTED FUND BUDGET 2013-2014

EXPENSES:

<u>CODE</u> <u>PRC 007</u>	<u>DESCRIPTION</u> <u>INSTRUCTIONAL SUPPORT</u>	<u>2012-2013</u> <u>BUDGET</u>	<u>2012-2013</u> <u>ACTUAL</u>	<u>2013-14</u> <u>BUDGET</u>
8.5840.007.131	Salaries - Nurses	\$ 161,500	\$ 163,450	\$ 161,500
8.5840.007.181	Supplement Pay	16,000	16,193	16,000
8.5840.007.211	Employer's Social Security Cost	13,579	12,798	13,579
8.5840.007.221	Employer's Retirement Cost	25,400	25,563	25,400
8.5840.007.231	Employer's Hospitalization Cost	15,576	13,845	15,576
	TOTAL	<u>\$ 232,055</u>	<u>\$ 231,849</u>	<u>\$ 232,055</u>

<u>CODE</u> <u>PRC 009</u>	<u>DESCRIPTION</u> <u>NON-CONTRIBUTORY BENEFITS</u>	<u>2012-2013</u> <u>BUDGET</u>	<u>2012-2013</u> <u>ACTUAL</u>	<u>2013-14</u> <u>BUDGET</u>
8.5840.009.184	Longevity Pay	\$ -	\$ 5,696	\$ 5,696
8.5840.009.185	Bonus Leave Payoff	-	1,243	-
8.5840.009.188	Annual Leave Payoff	-	7,458	-

**ORANGE COUNTY SCHOOLS
OTHER RESTRICTED FUND BUDGET 2013-2014**

<u>CODE</u> <u>PRC 009</u>	<u>DESCRIPTION</u> <u>NON-CONTRIBUTORY BENEFITS</u>	<u>2012-2013</u> <u>BUDGET</u>	<u>2012-2013</u> <u>ACTUAL</u>	<u>2013-14</u> <u>BUDGET</u>
8.5840.009.211	Employer's Social Security Cost	\$ -	\$ 1,090	\$ 436
8.5840.009.221	Employer's Retirement Cost	-	2,049	837
	TOTAL	<u>\$ -</u>	<u>\$ 17,536</u>	<u>\$ 6,969</u>

<u>CODE</u> <u>PRC 012</u>	<u>DESCRIPTION</u> <u>DRIVER'S EDUCATION</u>	<u>2012-2013</u> <u>BUDGET</u>	<u>2012-2013</u> <u>ACTUAL</u>	<u>2013-14</u> <u>BUDGET</u>
8.5110.012.551	Purchase of Vehicle	\$ -	\$ 10,603	\$ -
8.5110.012.411	Materials and Supplies	-	-	1,400
8.5110.012.422	Repair Parts	-	-	972
8.5110.012.423	Fuel	-	-	9,000
	TOTAL	<u>\$ -</u>	<u>\$ 10,603</u>	<u>\$ 11,372</u>

ORANGE COUNTY SCHOOLS
OTHER RESTRICTED FUND BUDGET 2013-2014

<u>CODE</u> <u>PRC 015</u>	<u>DESCRIPTION</u> <u>LAPTOP REPAIRS</u>	<u>2012-2013</u> <u>BUDGET</u>	<u>2012-2013</u> <u>ACTUAL</u>	<u>2013-14</u> <u>BUDGET</u>
8.5110.015.326	Laptop Repairs	\$ -	\$ 27,717	\$ 61,635
8.5110.015.411	Materials and Supplies	-	23,122	61,635
	TOTAL	<u>\$ -</u>	<u>\$ 50,839</u>	<u>\$ 123,270</u>

<u>CODE</u> <u>PRC 096</u>	<u>DESCRIPTION</u> <u>TEACHER ON LOAN/DPI</u>	<u>2012-2013</u> <u>BUDGET</u>	<u>2012-2013</u> <u>ACTUAL</u>	<u>2013-14</u> <u>BUDGET</u>
8.5110.096.332	Travel	\$ 5,000	\$ 5,248	\$ 5,500
8.5110.096.411	Supplies and Materials	2,300	769	1,800
	TOTAL	<u>\$ 7,300</u>	<u>\$ 6,017</u>	<u>\$ 7,300</u>

ORANGE COUNTY SCHOOLS
OTHER RESTRICTED FUND BUDGET 2013-2014

<u>CODE</u> <u>PRC 110</u>	<u>DESCRIPTION</u> <u>CIS AFTER 3</u>	<u>2012-2013</u> <u>BUDGET</u>	<u>2012-2013</u> <u>ACTUAL</u>	<u>2013-14</u> <u>BUDGET</u>
8.5504.110.178	Salary - CIS After 3	\$ 1,650	\$ 3,535	\$ -
8.5504.110.191	Curriculum Development Pay	2,250	-	-
8.5504.110.211	Employer's Social Security Cost	298	370	-
8.5504.110.221	Employer's Retirement Cost	512	687	-
8.5504.110.411	Supplies and Materials	1,607	1,000	526
8.5504.110.459	Other Food Purchases	558	758	-
	TOTAL	<u>\$ 6,875</u>	<u>\$ 6,349</u>	<u>\$ 526</u>

<u>CODE</u> <u>PRC 112</u>	<u>DESCRIPTION</u> <u>MATH/SCIENCE PARTNERSHIP</u>	<u>2012-2013</u> <u>BUDGET</u>	<u>2012-2013</u> <u>ACTUAL</u>	<u>2013-14</u> <u>BUDGET</u>
8.5110.112.163	Substitute Pay - Staff Development	\$ 22,294	\$ 8,152	\$ 50,000
8.5110.112.196	Staff Development Participant Pay	24,274	50,648	100,000
8.5110.112.211	Employer's Social Security Cost	3,562	4,498	11,475

ORANGE COUNTY SCHOOLS
OTHER RESTRICTED FUND BUDGET 2013-2014

<u>CODE</u> <u>PRC 112</u>	<u>DESCRIPTION</u> <u>MATH/SCIENCE PARTNERSHIP</u>	<u>2012-2013</u> <u>BUDGET</u>	<u>2012-2013</u> <u>ACTUAL</u>	<u>2013-14</u> <u>BUDGET</u>
8.5110.112.221	Employer's Retirement Cost	\$ 3,454	\$ 7,083	\$ 22,035
8.5110.112.312	Staff Development	3,601	3,912	17,400
8.5110.112.331	Pupil Transportation	200	200	400
8.5110.112.411	Supplies and Materials	34,650	34,616	59,769
8.5110.112.418	Computer Software and Supplies	18,900	-	18,900
8.6550.112.171	Salary - Bus Driver	200	147	200
8.6550.112.211	Employer's Social Security Cost	15	11	15
	TOTAL	<u>\$ 111,150</u>	<u>\$ 109,267</u>	<u>\$ 280,194</u>

<u>CODE</u> <u>PRC 413</u>	<u>DESCRIPTION</u> <u>NC PRE-K</u>	<u>2012-2013</u> <u>BUDGET</u>	<u>2012-2013</u> <u>ACTUAL</u>	<u>2013-14</u> <u>BUDGET</u>
8.5340.413.121	Salary - Teachers	\$ 93,845	\$ 95,810	\$ 95,810
8.5340.413.142	Salary - Teacher Assistants	42,480	42,565	42,565

ORANGE COUNTY SCHOOLS
OTHER RESTRICTED FUND BUDGET 2013-2014

CODE <u>PRC 413</u>	DESCRIPTION <u>NC PRE-K</u>	<u>2012-2013</u> <u>BUDGET</u>	<u>2012-2013</u> <u>ACTUAL</u>	<u>2013-14</u> <u>BUDGET</u>
8.5340.413.151	Salary - Office Support	\$ 14,681	\$ 14,693	\$ 14,693
8.5340.413.162	Salary - Substitutes	-	2,589	2,500
8.5340.413.163	Salary - Substitutes - Staff Development	-	38	50
8.5340.413.181	Supplement Pay	-	7,592	7,592
8.5340.413.184	Longevity Pay	-	1,844	1,844
8.5340.413.211	Employer's Social Security Cost	12,530	11,367	12,627
8.5340.413.221	Employer's Retirement Cost	20,522	23,124	23,872
8.5340.413.231	Employer's Hospitalization Cost	17,653	18,518	18,867
8.5340.413.311	Contracted Services	-	2,238	2,200
8.5340.413.411	Supplies and Materials	80,968	11,558	12,000
8.5340.413.459	Other Food Purchases	8,000	5,903	6,000
8.5340.413.461	Furniture & Equipment - Inventoried	12,790	188	-
8.5340.413.561	Computer Equipment - Inventoried	-	12,317	4,130
	TOTAL	<u>\$ 303,469</u>	<u>\$ 250,345</u>	<u>\$ 244,750</u>

ORANGE COUNTY SCHOOLS
OTHER RESTRICTED FUND BUDGET 2013-2014

<u>CODE</u> <u>PRC 501</u>	<u>DESCRIPTION</u> <u>IWALK THE ENO</u>	<u>2012-2013</u> <u>BUDGET</u>	<u>2012-2013</u> <u>ACTUAL</u>	<u>2013-14</u> <u>BUDGET</u>
8.5350.501.XXX	IWalk the Eno - Burroughs Welcome	\$ 18,052	\$ 18,052	\$ -
	TOTAL	<u>\$ 18,052</u>	<u>\$ 18,052</u>	<u>\$ -</u>

<u>CODE</u> <u>PRC 503</u>	<u>DESCRIPTION</u> <u>PRISM</u>	<u>2012-2013</u> <u>BUDGET</u>	<u>2012-2013</u> <u>ACTUAL</u>	<u>2013-14</u> <u>BUDGET</u>
8.5110.503.312.312	Staff Development	\$ 1,500	\$ 1,150	\$ -
8.5110.503.411.312	Supplies and Materials	3,000	3,334	-
	TOTAL	<u>\$ 4,500</u>	<u>\$ 4,484</u>	<u>\$ -</u>

<u>CODE</u> <u>PRC 509</u>	<u>DESCRIPTION</u> <u>HCS STUDY GRANT</u>	<u>2012-2013</u> <u>BUDGET</u>	<u>2012-2013</u> <u>ACTUAL</u>	<u>2013-14</u> <u>BUDGET</u>
8.6840.509.XXX	HCS Study Grant	\$ 888	\$ -	\$ 888
	TOTAL	<u>\$ 888</u>	<u>\$ -</u>	<u>\$ 888</u>

ORANGE COUNTY SCHOOLS
OTHER RESTRICTED FUND BUDGET 2013-2014

<u>CODE</u> <u>PRC 513</u>	<u>DESCRIPTION</u> <u>PROJECT HOUSE</u>	<u>2012-2013</u> <u>BUDGET</u>	<u>2012-2013</u> <u>ACTUAL</u>	<u>2013-14</u> <u>BUDGET</u>
8.5210.513.329	Project House	\$ 144,846	\$ 7,284	\$ 137,562
	TOTAL	<u>\$ 144,846</u>	<u>\$ 7,284</u>	<u>\$ 137,562</u>

<u>CODE</u> <u>PRC 515</u>	<u>DESCRIPTION</u> <u>BIOGEN IDEC FOUNDATION GRANT</u>	<u>2012-2013</u> <u>BUDGET</u>	<u>2012-2013</u> <u>ACTUAL</u>	<u>2013-14</u> <u>BUDGET</u>
8.5120.515.411	Supplies and Materials	\$ 104	\$ -	\$ 104
	TOTAL	<u>\$ 104</u>	<u>\$ -</u>	<u>\$ 104</u>

<u>CODE</u> <u>PRC 516</u>	<u>DESCRIPTION</u> <u>LEADERS AND LEARNERS</u>	<u>2012-2013</u> <u>BUDGET</u>	<u>2012-2013</u> <u>ACTUAL</u>	<u>2013-14</u> <u>BUDGET</u>
8.5110.516.311.312	Contracted Services	\$ -	\$ -	\$ 8,401
8.5110.516.411.312	Materials and Supplies	-	-	8,401
	TOTAL	<u>\$ -</u>	<u>\$ -</u>	<u>\$ 16,802</u>

ORANGE COUNTY SCHOOLS
OTHER RESTRICTED FUND BUDGET 2013-2014

<u>CODE</u> <u>PRC 611</u>	<u>DESCRIPTION</u> <u>ABC</u>	<u>2012-2013</u> <u>BUDGET</u>	<u>2012-2013</u> <u>ACTUAL</u>	<u>2013-14</u> <u>BUDGET</u>
8.6303.611.311	ABC Grant	\$ 35,000	\$ 28,000	\$ 45,500
	TOTAL	<u>\$ 35,000</u>	<u>\$ 28,000</u>	<u>\$ 45,500</u>

<u>CODE</u> <u>PRC 705</u>	<u>DESCRIPTION</u> <u>TUITION PRE-K</u>	<u>2012-2013</u> <u>BUDGET</u>	<u>2012-2013</u> <u>ACTUAL</u>	<u>2013-14</u> <u>BUDGET</u>
8.5340.705.311	Contracted Services	\$ 12,695	\$ -	\$ 24,176
8.5340.705.352	Employee Education Reimbursement	\$ -	\$ 1,586	\$ -
	TOTAL	<u>\$ 12,695</u>	<u>\$ 1,586</u>	<u>\$ 24,176</u>

<u>CODE</u> <u>PRC 740</u>	<u>DESCRIPTION</u> <u>FACILITY RENTAL</u>	<u>2012-2013</u> <u>BUDGET</u>	<u>2012-2013</u> <u>ACTUAL</u>	<u>2013-14</u> <u>BUDGET</u>
8.6540.740.199	Salary - Facility Use Staff	\$ 9,094	\$ 12,979	\$ 13,000

ORANGE COUNTY SCHOOLS
OTHER RESTRICTED FUND BUDGET 2013-2014

<u>CODE</u> <u>PRC 740</u>	<u>DESCRIPTION</u> <u>FACILITY RENTAL</u>	<u>2012-2013</u> <u>BUDGET</u>	<u>2012-2013</u> <u>ACTUAL</u>	<u>2013-14</u> <u>BUDGET</u>
8.6540.740.211	Employer's Social Security Cost	\$ 696	\$ 993	\$ 995
8.6540.740.221	Employer's Retirement Cost	1,294	1,841	1,910
8.6540.740.311	Contracted Services	3,582	3,582	3,582
8.6540.740.411	Supplies and Materials	1,622	-	1,622
	TOTAL	<u>\$ 16,288</u>	<u>\$ 19,395</u>	<u>\$ 21,109</u>

<u>CODE</u> <u>PRC 802</u>	<u>DESCRIPTION</u> <u>OPERATION OF PLANT</u>	<u>2012-2013</u> <u>BUDGET</u>	<u>2012-2013</u> <u>ACTUAL</u>	<u>2013-14</u> <u>BUDGET</u>
8.6530.802.321	Electric Service	\$ 336,553	\$ 184,693	\$ 475,922
	TOTAL	<u>\$ 336,553</u>	<u>\$ 184,693</u>	<u>\$ 475,922</u>

ORANGE COUNTY SCHOOLS
OTHER RESTRICTED FUND BUDGET 2013-2014

<u>CODE</u> <u>PRC 803</u>	<u>DESCRIPTION</u> <u>TEACHER OF THE YEAR BANQUET</u>	<u>2012-2013</u> <u>BUDGET</u>	<u>2012-2013</u> <u>ACTUAL</u>	<u>2013-14</u> <u>BUDGET</u>
8.6621.803.411.000.007	Supplies and Materials	\$ 5,000	\$ 5,000	\$ 5,000
	TOTAL	<u>\$ 5,000</u>	<u>\$ 5,000</u>	<u>\$ 5,000</u>

<u>CODE</u> <u>PRC 804</u>	<u>DESCRIPTION</u> <u>RESA</u>	<u>2012-2013</u> <u>BUDGET</u>	<u>2012-2013</u> <u>ACTUAL</u>	<u>2013-14</u> <u>BUDGET</u>
8.6610.804.115	Salary - RESA -Finance	\$ 9,600	\$ 9,600	\$ 9,600
8.6610.804.184	Longevity Pay	216	312	216
8.6610.804.211	Employer's Social Security Cost	734	712	734
8.6610.804.221	Employer's Retirement Cost	1,282	1,410	1,282
8.6610.804.231	Employer's Hospitalization Cost	168	526	168
	TOTAL	<u>\$ 12,000</u>	<u>\$ 12,560</u>	<u>\$ 12,000</u>

GRAND TOTAL EXPENSES	<u>\$ 1,246,775</u>	<u>\$ 963,858</u>	<u>\$ 1,645,499</u>
-----------------------------	---------------------	-------------------	---------------------