

**ORANGE COUNTY
BOARD OF EDUCATION**

AGENDA ITEM ABSTRACT

Meeting Date: September 24, 2012

AGENDA ITEM No. 12-09-(2)-13

ACTION ITEM: (Y/N) N

SUBJECT: SAT/ACT Test Results 2012

INFO. CONTACT: Dr. Denise Morton / Dr. Mary Calhoun **PHONE:** 919-732-8126

- ATTACHMENTS:**
1. Cedar Ridge High School – 2007-08 to 2011-12 SAT Composite Scores
 2. Orange High School - 2007-08 to 2011-12 SAT Composite Scores
 3. Cedar Ridge High School – 2007-08 to 2011-12 SAT Grand Composite Scores
 4. Orange High School - 2007-08 to 2011-12 SAT Grand Composite Scores
 5. Orange County Schools – 2007-08 to 2011-12 ACT Composite Analysis (Graduating Seniors)
 6. Orange County Schools – 2011-12 ACT Analysis (11th Grade Students)
-

PURPOSE: To provide the Orange County Board of Education the annual report on the SAT and ACT results as well as a five year analysis of student performance on both of these college entrance exam measures.

BACKGROUND: The results of these tests were released in August (ACT) and September (SAT) this year. The 2012 ACT and SAT results show that the school district's composite scores are above both the state and national averages.

2012 SAT Results: The district SAT composite score of 1044 was well above the state (997) and the national (1009) averages. Orange High School showed a decrease in their composite score from 1024 in 2010-11 to 1011 in 2011-12. Cedar Ridge showed an increase in their composite score from 1061 in 2010-11 to 1085 in 2011-12. Both high schools offer an SAT Prep class as well as access to an SAT/ACT Prep software to assist in their preparation for the SAT/ACT.

2012 ACT Results: The district composite score of 22.0 on the graduating seniors report of the ACT was above the state score of 21.9 and the national score of 21.1. Orange High School showed an increase on the composite score from 22.4 in 2010-11 to 23.3 in 2011-12. Cedar Ridge showed a decrease in their composite score from 21.7 in 2010-11 to 20.6 in 2011-12.

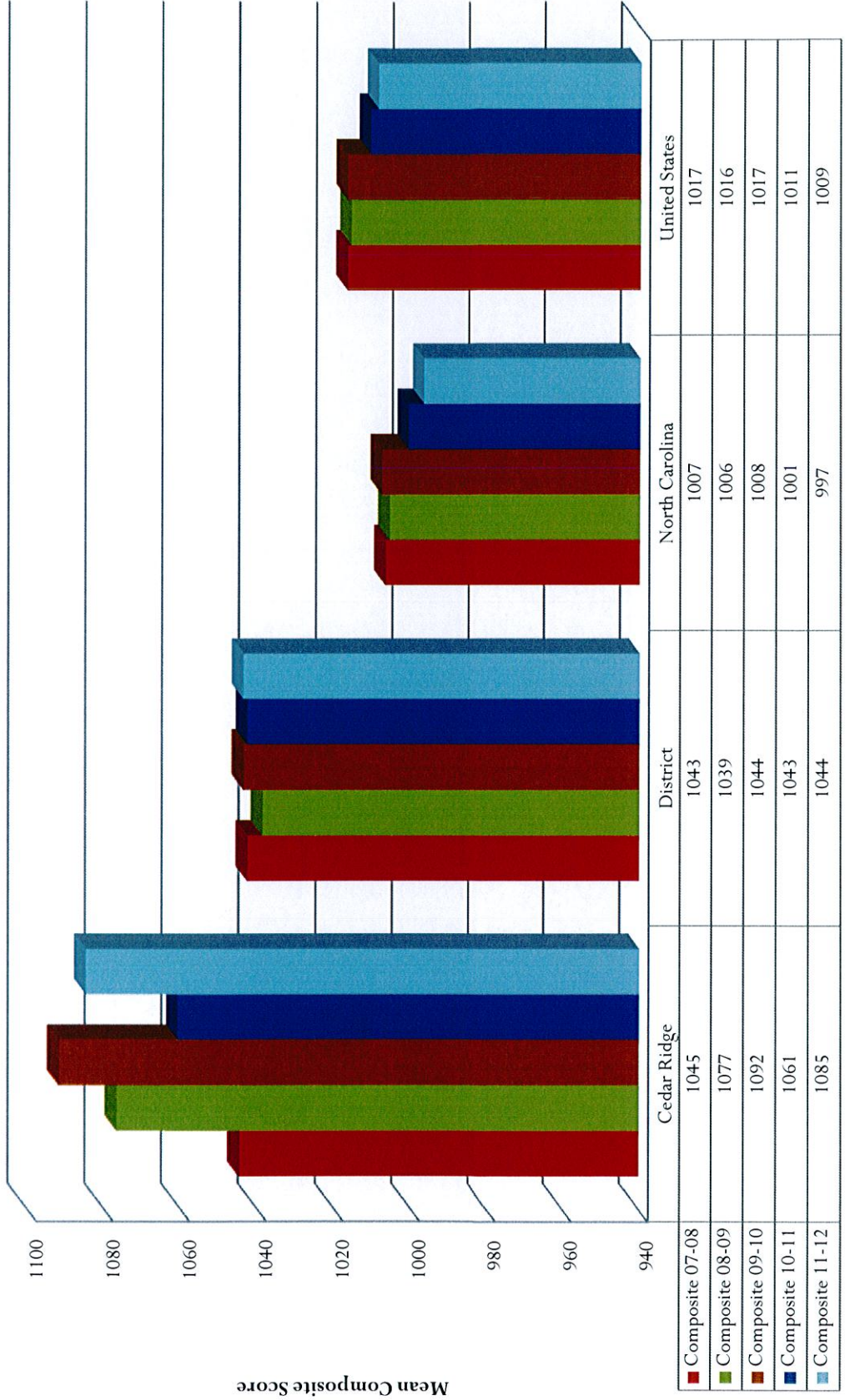
2012 Statewide ACT Administration: For the first time last year all juniors participated in the ACT exam. Results from the state analysis by district for 11th graders showed Orange County Schools ranking 4th in the state for percentage of students meeting benchmark percents on total of 4 subgroups (English, reading, math and science) and also 4th in the state when writing was added in with those 4 subgroups. The school district continues to offer support to help students prepare for college admissions tests.

FINANCIAL IMPACT: North Carolina Department of Public Instruction provided funds for all juniors in North Carolina to take the ACT. The district appropriates funds to support SAT/ACT preparation at both high schools via a software program.


RECOMMENDATION: The Superintendent recommends that the Board of Education receive the 2012 SAT/ACT test results for information.

2012 SAT/ACT Test Results

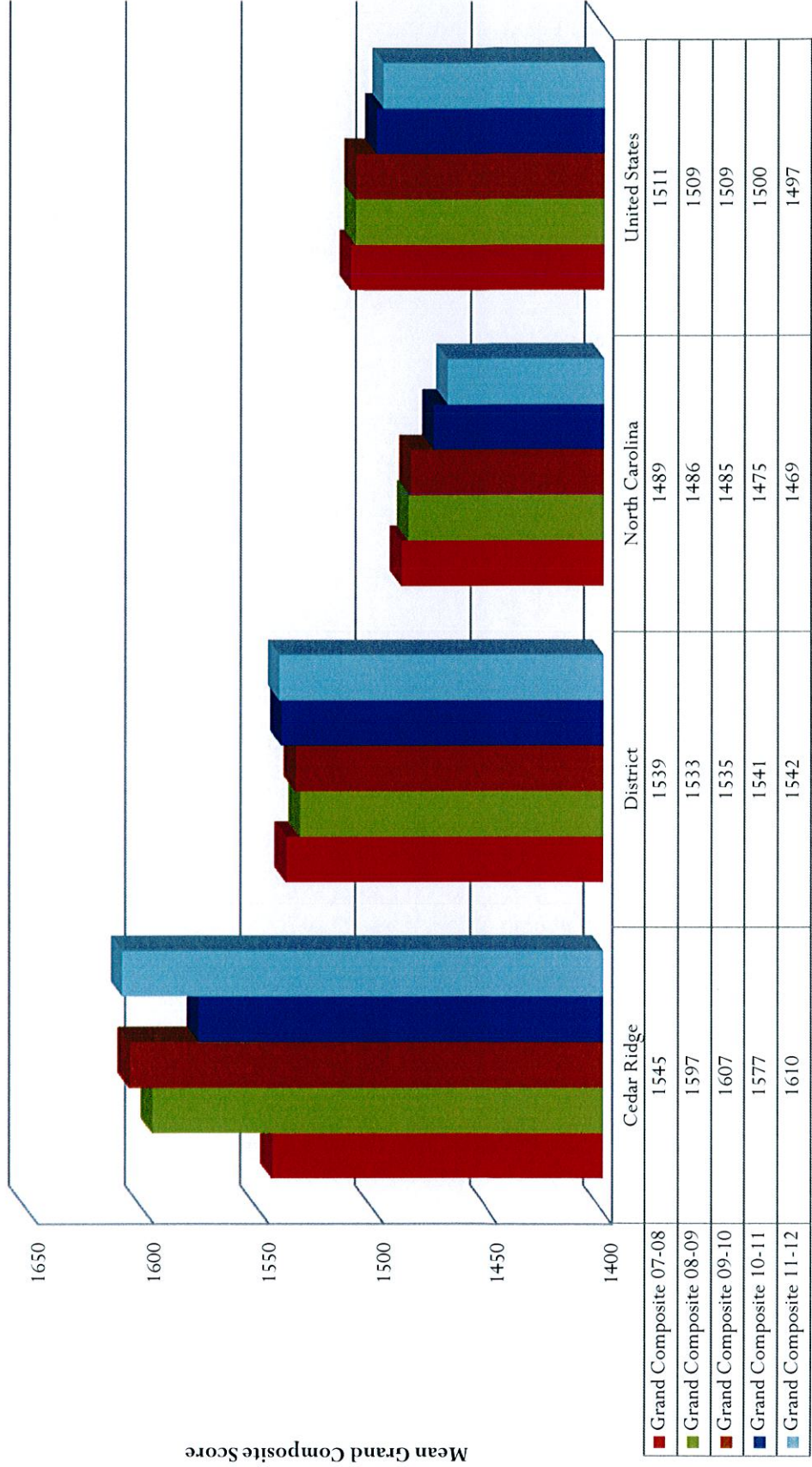
**Orange County Schools
Mean Composite SAT Scores
2007-08 to 2011-12
Cedar Ridge High School**



**Orange County Schools
Mean Composite SAT Scores
2007-08 to 2011-12
Orange High School**

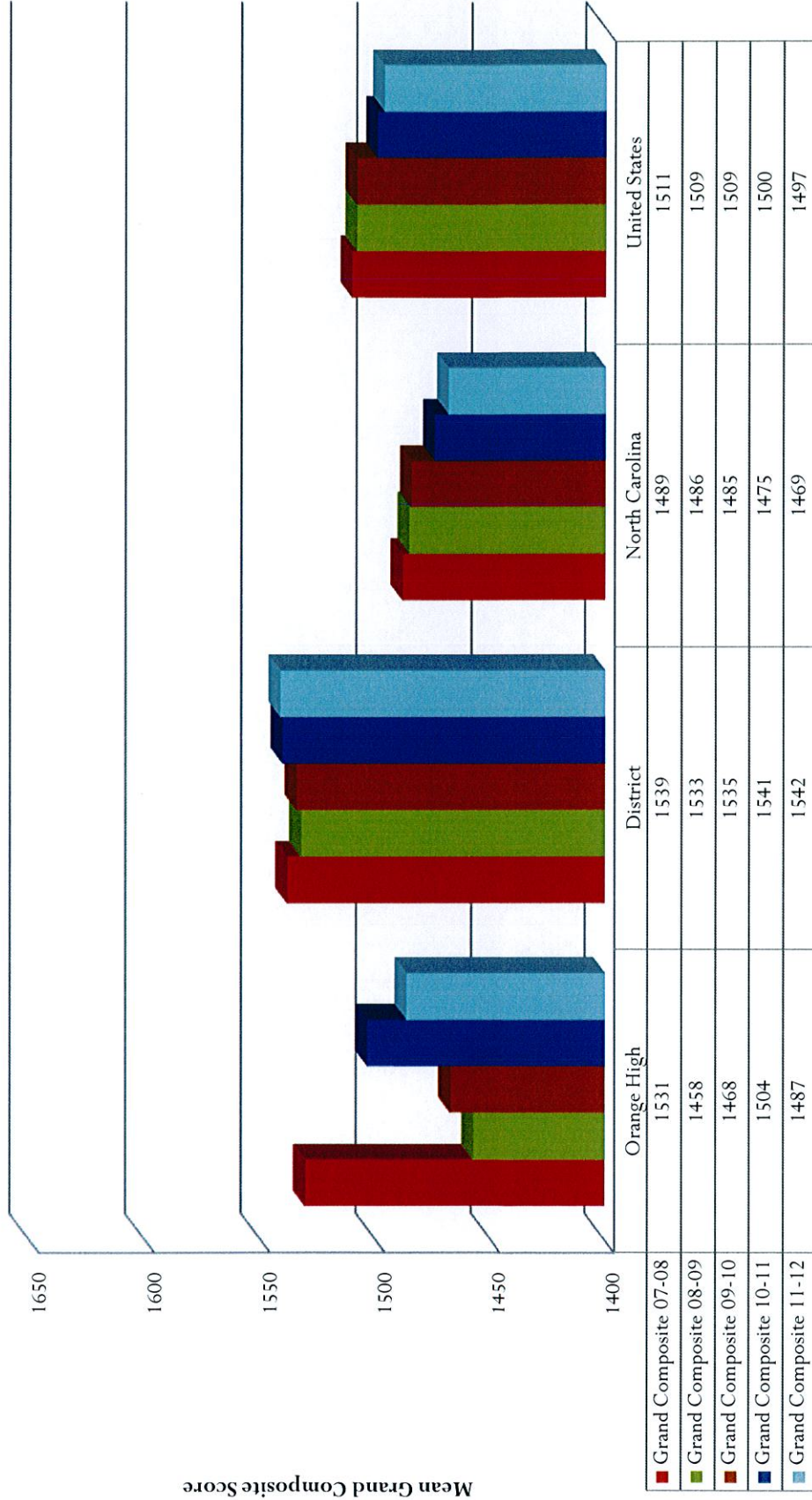


**Orange County Schools
 Mean Grand Composite SAT Scores *
 2007-08 to 2011-12
 Cedar Ridge High School**



* Includes Writing Scores

**Orange County Schools
Mean Grand Composite SAT Scores *
2007-08 to 2011-12
Orange High School**



* Includes Writing Scores

**Orange County Schools
District ACT Analysis
2011-2012**

All 11th Graders

	Ranking	District Benchmark Mean	State Benchmark Mean	% Meeting Benchmark	State % Meeting Benchmark
Met All 4 Benchmarks	4th			17.0%	12.8%
Met All 4 Plus Writing	4th			19.5%	9.8%
Composite Mean Score	12th	19.3	18.2		
English Mean Score	17th	17.5	16.4	47.4%	39.5%
Math Mean Score	17th	19.9	19.3	39.1%	30.4%
Reading Mean Score	13th	19.5	18.3	40.6%	33.8%
Science Mean Score	10th	19.4	18.3	24.0%	16.2%
Writing Mean Score	9th	6.5	6.1	49.4%	38.8%

Orange County Schools ACT Results - Graduating Seniors 2007-08 to 2011-12 Composite Scores

