



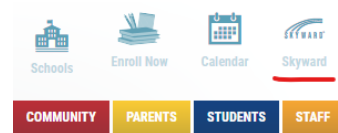
PfISD Family Access to Skyward



Parents should have received an email with their Username and prompts to create a password. This username and password will be used to access your Skyward account. To access your account please follow these directions. If you need an account or have additional questions please contact Skyward support at parentportal@pfisd.net

1. Go to PfISD home page at www.pfisd.net


2. Click on the Skyward icon in the upper-right corner of PfISD home page.



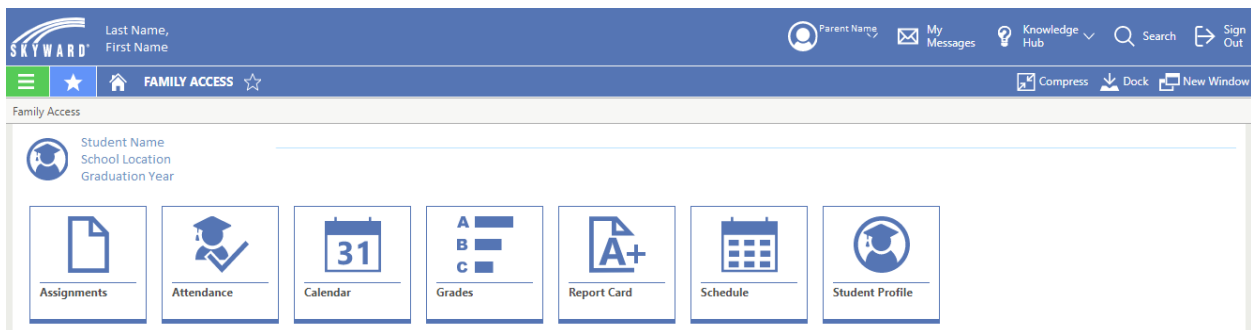
3. Skyward link will take you to the Login link. Click the red 'here' link.




4. Enter your username and the password you created and click on Sign In.

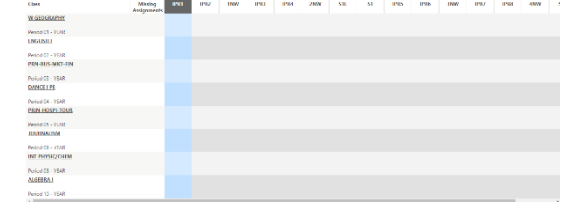


5. After signing in, you will be taken to your Family Access Dashboard (Home Page).



From any view in Family Access, you can click on the Home Icon  to return to your Home Page

Your Home Page Icons Explained

 <p>Assignments</p>	 <p>Assignment Icon – Select this to see a list of Assignments. This will list upcoming, missing, and past assignments.</p>
 <p>Attendance</p>	 <p>TODAY'S ATTENDANCE: 08/09/2019 TUESDAY No Absences or Tardies reported CURRENT YEAR ATTENDANCE Total Days Absent: 0.00 Total Days Excused: 0.00 Total Days Unexcused: 0.00 Total Days Other: 0.00 Total Tardy Count: 0 STUDENT ATTENDANCE Date No records to display</p>
 <p>Grades</p>	 <p>Grades Icon - Lists current running averages by grading period.</p>
 <p>Report Card</p>	<p>Report Card Icon - Lists historical student grades. <i>Not active at this time.</i></p>
 <p>Schedule</p>	 <p>Schedule Icon - Lists students current classes by class period.</p>
 <p>Student Profile</p>	 <p>Student Profile Icon - Lists student information including ID#, parent contact info, and current grade level.</p>