

LEA 111 - Asheville City Schools

PRC 027 - Teacher Assistants

Fiscal Year 2015-2016 District Expenditures by LEA and Object Code as of 6/30/2016

Object Category/Object Code Description	Annual Expenditures	%
Salary		
111 Superintendent	\$ -	0.00%
112 Associate & Deputy Superintendent	-	0.00%
113 Director and/or Supervisor	-	0.00%
114 Classified Principal/Headmaster	-	0.00%
115 Finance Officer	-	0.00%
116 Assistant Principal (Non-teaching)	-	0.00%
117 Other Assistant Principal Assignment	-	0.00%
118 Assistant Superintendent	-	0.00%
121 Teacher	-	0.00%
122 Interim Teacher – (Paid at Non-certified Rate)	-	0.00%
123 JROTC Teacher	-	0.00%
124 Foreign Exchange (VIF)	-	0.00%
125 New Teacher Orientation	-	0.00%
126 Extended Contracts	-	0.00%
127 Master Teacher	-	0.00%
129 Above the Scale Salary	-	0.00%
131 Instructional Support I - Regular Scale	-	0.00%
132 Instructional Support II - Advanced Scale	-	0.00%
133 Psychologists	-	0.00%
134 Teacher Mentor	-	0.00%
135 Instructional Facilitators	-	0.00%
141 Teacher Assistant - Other	-	0.00%
142 Teacher Assistant - NCLB	819,625	67.57%
143 Tutor	-	0.00%
144 Interpreter/Brailist/Translator	-	0.00%
145 Therapist	-	0.00%
146 Specialist (School-Based)	-	0.00%
147 Monitors	-	0.00%
148 Non-Certified Instructor	-	0.00%
149 School Resource Officer	-	0.00%
151 Office Support	-	0.00%
152 Technician	-	0.00%
153 Administrative Specialist (Central Support)	-	0.00%
162 Substitute Pay - Regular Absence	-	0.00%
163 Substitute Pay - Staff Development	-	0.00%
164 Substitute Pay - Full-Time Non-Certified	-	0.00%
165 Substitute Pay - Non-Teaching	-	0.00%
166 Teacher Assistant Pay - Staff Development	-	0.00%
167 Teacher Assistant Pay - Regular Absence	2,478	0.20%
171 Driver	-	0.00%
172 Driver Overtime	-	0.00%
173 Custodian	-	0.00%
174 Cafeteria Workers	-	0.00%
175 Skilled Trades	-	0.00%
176 Manager	-	0.00%
177 Work Study Student	-	0.00%
181 Supplementary Pay	-	0.00%
180 Bonus Pay (Not Subject to Retirement)	-	0.00%
182 Employee Allowances Taxable	-	0.00%
183 Bonus Pay	-	0.00%
187 Salary Differential (Military, Local, ...)	-	0.00%
191 Curriculum Development Pay	-	0.00%
192 Additional Responsibility Stipend	-	0.00%
193 Mentor Pay	-	0.00%
194 State-Designated Stipend	-	0.00%
196 Staff Development Participant Pay	-	0.00%
197 Staff Development Instructor	-	0.00%
198 Tutorial Pay	-	0.00%
199 Overtime Pay	-	0.00%
Subtotal: \$	822,103	67.78%

LEA 111 - Asheville City Schools**PRC 027 - Teacher Assistants**

Fiscal Year 2015-2016 District Expenditures by LEA and Object Code as of 6/30/2016

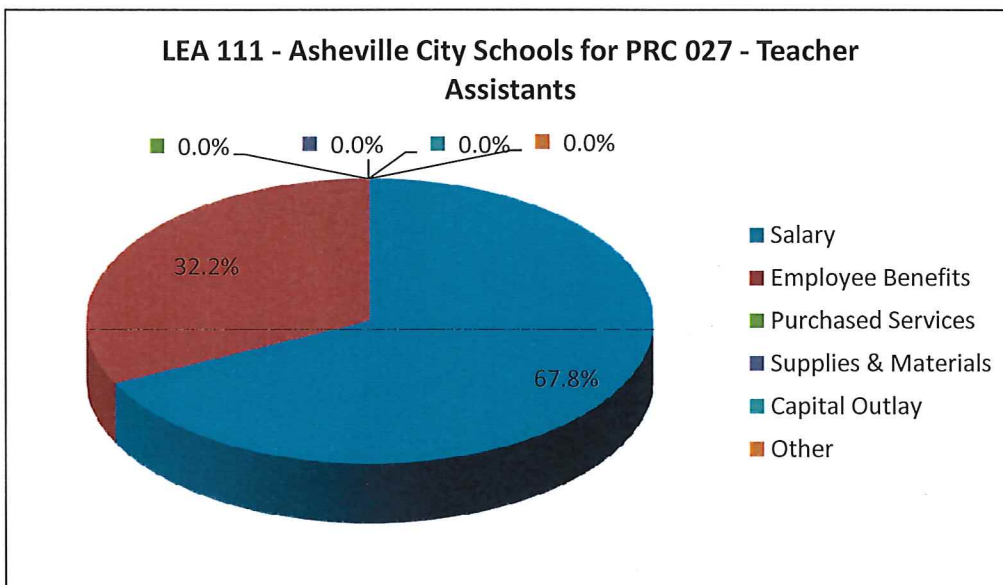
Object Category/Object Code Description	Annual Expenditures	%
Employee Benefits		
211 Employer's Social Security - Regular	\$ 59,218	4.88%
221 Employer's Retirement - Regular	125,615	10.36%
229 Other Retirement Cost	-	0.00%
231 Employer's Hospitalization Insurance	206,001	16.98%
232 Employer's Workers' Comp Insurance	-	0.00%
233 Employer's Unemployment Insurance	-	0.00%
184 Longevity Pay	-	0.00%
185 Bonus Leave Pay	-	0.00%
186 Short Term Disability Pay	-	0.00%
188 Annual Leave Pay	-	0.00%
189 Short Term Disability Pay – First Six Months	-	0.00%
Subtotal:	\$ 390,835	32.22%
Purchased Services		
311 Contracted Services	\$ -	0.00%
312 Workshop Expenses/Allowable Travel	-	0.00%
313 Advertising Cost	-	0.00%
314 Printing and Binding Fees	-	0.00%
315 Reproduction Costs	-	0.00%
317 Psychological Contract Services	-	0.00%
318 Speech and Language Contracted Services	-	0.00%
319 Other Professional/Technical Services	-	0.00%
321 Public Utilities - Electric Services	-	0.00%
322 Public Utilities - Natural Gas	-	0.00%
323 Public Utilities - Water/Sewer	-	0.00%
324 Waste Management	-	0.00%
326 Contracted Repairs - Equipment	-	0.00%
327 Rentals/Leases	-	0.00%
331 Pupil Transportation - Contracted	-	0.00%
332 Travel Reimbursement	-	0.00%
333 Field Trips	-	0.00%
341 Telephone	-	0.00%
342 Postage	-	0.00%
343 Telecommunications Services	-	0.00%
344 Mobile Communication Costs	-	0.00%
351 Tuition Reimbursements	-	0.00%
352 Employee Education Reimbursement	-	0.00%
353 Certification/Licensing Fees	-	0.00%
Subtotal:	\$ -	0.00%
Supplies & Materials		
411 Supplies and Materials	\$ -	0.00%
413 Other Textbooks	-	0.00%
414 Library Books	-	0.00%
418 Computer Software and Supplies	-	0.00%
421 Fuel for Facilities	-	0.00%
422 Repair Parts, Materials & Labor	-	0.00%
423 Gas/Diesel Fuel	-	0.00%
424 Oil	-	0.00%
425 Tires and Tubes	-	0.00%
451 Food Purchase	-	0.00%
459 Other Food Purchases	-	0.00%
461 Furniture and Equipment	-	0.00%
462 Computer Equipment	-	0.00%
471 Sales and Use Tax Expense	-	0.00%
472 Sales and Use Tax Refund	-	0.00%
Subtotal:	\$ -	0.00%

LEA 111 - Asheville City Schools

PRC 027 - Teacher Assistants

Fiscal Year 2015-2016 District Expenditures by LEA and Object Code as of 6/30/2016

Object Category/Object Code Description	Annual Expenditures	%
Capital Outlay		
541 Purchase of Equipment	-	0.00%
542 Purchase of Computer Hardware	-	0.00%
551 Purchase of Vehicles	-	0.00%
552 License and Title Fees	-	0.00%
Subtotal:	\$ -	0.00%
Other		
361 Membership Dues and Fees	\$ -	0.00%
363 Assessments/Penalties	-	0.00%
371 Liability Insurance	-	0.00%
372 Vehicle Liability Insurance	-	0.00%
373 Property Insurance	-	0.00%
378 Scholastic Accident Insurance	-	0.00%
379 Other Insurance & Judgments	-	0.00%
715 Transfers to Multiple Enterprise Fund	\$ -	0.00%
Subtotal:	\$ -	0.00%
Grand Total:	\$ 1,212,938	100.00%



LEA 111 - Asheville City Schools

PRC 029 - Behavioral Support

Fiscal Year 2015-2016 District Expenditures by LEA and Object Code as of 6/30/2016

Object Category/Object Code Description	Annual Expenditures	%
Salary		
111 Superintendent	\$ -	0.00%
112 Associate & Deputy Superintendent	-	0.00%
113 Director and/or Supervisor	-	0.00%
114 Classified Principal/Headmaster	-	0.00%
115 Finance Officer	-	0.00%
116 Assistant Principal (Non-teaching)	-	0.00%
117 Other Assistant Principal Assignment	-	0.00%
118 Assistant Superintendent	-	0.00%
121 Teacher	-	0.00%
122 Interim Teacher – (Paid at Non-certified Rate)	-	0.00%
123 JROTC Teacher	-	0.00%
124 Foreign Exchange (VIF)	-	0.00%
125 New Teacher Orientation	-	0.00%
126 Extended Contracts	-	0.00%
127 Master Teacher	-	0.00%
129 Above the Scale Salary	-	0.00%
131 Instructional Support I - Regular Scale	30,002	30.90%
132 Instructional Support II - Advanced Scale	-	0.00%
133 Psychologists	-	0.00%
134 Teacher Mentor	-	0.00%
135 Instructional Facilitators	-	0.00%
141 Teacher Assistant - Other	-	0.00%
142 Teacher Assistant - NCLB	40,258	41.46%
143 Tutor	-	0.00%
144 Interpreter/Brailist/Translator	-	0.00%
145 Therapist	-	0.00%
146 Specialist (School-Based)	-	0.00%
147 Monitors	-	0.00%
148 Non-Certified Instructor	-	0.00%
149 School Resource Officer	-	0.00%
151 Office Support	-	0.00%
152 Technician	-	0.00%
153 Administrative Specialist (Central Support)	-	0.00%
162 Substitute Pay - Regular Absence	-	0.00%
163 Substitute Pay - Staff Development	-	0.00%
164 Substitute Pay - Full-Time Non-Certified	-	0.00%
165 Substitute Pay - Non-Teaching	-	0.00%
166 Teacher Assistant Pay - Staff Development	-	0.00%
167 Teacher Assistant Pay - Regular Absence	-	0.00%
171 Driver	-	0.00%
172 Driver Overtime	-	0.00%
173 Custodian	-	0.00%
174 Cafeteria Workers	-	0.00%
175 Skilled Trades	-	0.00%
176 Manager	-	0.00%
177 Work Study Student	-	0.00%
181 Supplementary Pay	-	0.00%
180 Bonus Pay (Not Subject to Retirement)	-	0.00%
182 Employee Allowances Taxable	-	0.00%
183 Bonus Pay	-	0.00%
187 Salary Differential (Military, Local, ...)	-	0.00%
191 Curriculum Development Pay	-	0.00%
192 Additional Responsibility Stipend	-	0.00%
193 Mentor Pay	-	0.00%
194 State-Designated Stipend	-	0.00%
196 Staff Development Participant Pay	-	0.00%
197 Staff Development Instructor	-	0.00%
198 Tutorial Pay	-	0.00%
199 Overtime Pay	-	0.00%
Subtotal:	\$ 70,260	72.36%

LEA 111 - Asheville City Schools

PRC 029 - Behavioral Support

Fiscal Year 2015-2016 District Expenditures by LEA and Object Code as of 6/30/2016

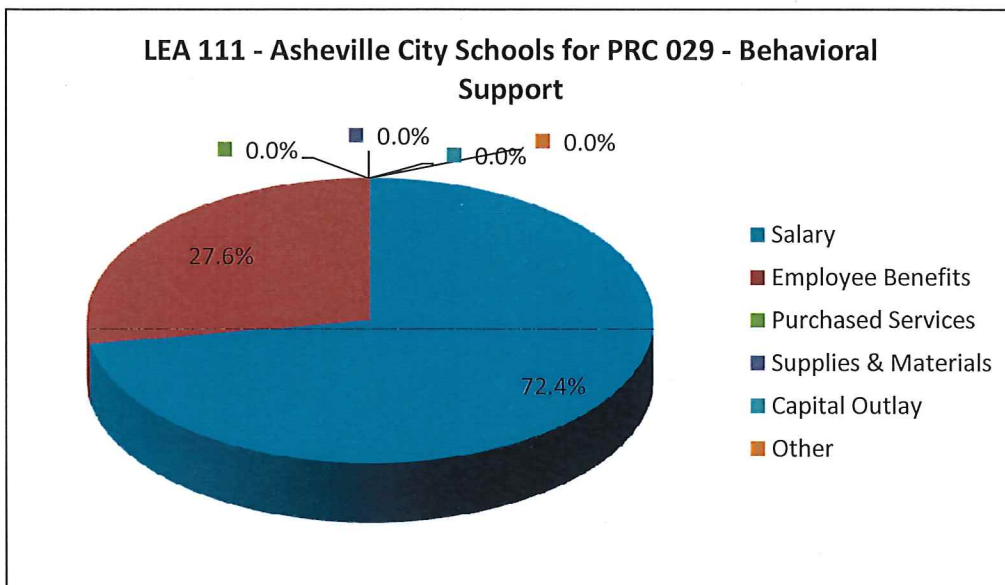
Object Category/Object Code Description	Annual Expenditures	%
Employee Benefits		
211 Employer's Social Security - Regular	\$ 5,074	5.23%
221 Employer's Retirement - Regular	10,764	11.09%
229 Other Retirement Cost	-	0.00%
231 Employer's Hospitalization Insurance	11,003	11.33%
232 Employer's Workers' Comp Insurance	-	0.00%
233 Employer's Unemployment Insurance	-	0.00%
184 Longevity Pay	-	0.00%
185 Bonus Leave Pay	-	0.00%
186 Short Term Disability Pay	-	0.00%
188 Annual Leave Pay	-	0.00%
189 Short Term Disability Pay – First Six Months	-	0.00%
Subtotal:	\$ 26,841	27.64%
Purchased Services		
311 Contracted Services	\$ -	0.00%
312 Workshop Expenses/Allowable Travel	-	0.00%
313 Advertising Cost	-	0.00%
314 Printing and Binding Fees	-	0.00%
315 Reproduction Costs	-	0.00%
317 Psychological Contract Services	-	0.00%
318 Speech and Language Contracted Services	-	0.00%
319 Other Professional/Technical Services	-	0.00%
321 Public Utilities - Electric Services	-	0.00%
322 Public Utilities - Natural Gas	-	0.00%
323 Public Utilities - Water/Sewer	-	0.00%
324 Waste Management	-	0.00%
326 Contracted Repairs - Equipment	-	0.00%
327 Rentals/Leases	-	0.00%
331 Pupil Transportation - Contracted	-	0.00%
332 Travel Reimbursement	-	0.00%
333 Field Trips	-	0.00%
341 Telephone	-	0.00%
342 Postage	-	0.00%
343 Telecommunications Services	-	0.00%
344 Mobile Communication Costs	-	0.00%
351 Tuition Reimbursements	-	0.00%
352 Employee Education Reimbursement	-	0.00%
353 Certification/Licensing Fees	-	0.00%
Subtotal:	\$ -	0.00%
Supplies & Materials		
411 Supplies and Materials	\$ -	0.00%
413 Other Textbooks	-	0.00%
414 Library Books	-	0.00%
418 Computer Software and Supplies	-	0.00%
421 Fuel for Facilities	-	0.00%
422 Repair Parts, Materials & Labor	-	0.00%
423 Gas/Diesel Fuel	-	0.00%
424 Oil	-	0.00%
425 Tires and Tubes	-	0.00%
451 Food Purchase	-	0.00%
459 Other Food Purchases	-	0.00%
461 Furniture and Equipment	-	0.00%
462 Computer Equipment	-	0.00%
471 Sales and Use Tax Expense	-	0.00%
472 Sales and Use Tax Refund	-	0.00%
Subtotal:	\$ -	0.00%

LEA 111 - Asheville City Schools

PRC 029 - Behavioral Support

Fiscal Year 2015-2016 District Expenditures by LEA and Object Code as of 6/30/2016

Object Category/Object Code Description		Annual Expenditures	%
Capital Outlay			
541	Purchase of Equipment	-	0.00%
542	Purchase of Computer Hardware	-	0.00%
551	Purchase of Vehicles	-	0.00%
552	License and Title Fees	-	0.00%
Subtotal:		\$ -	0.00%
Other			
361	Membership Dues and Fees	\$ -	0.00%
363	Assessments/Penalties	-	0.00%
371	Liability Insurance	-	0.00%
372	Vehicle Liability Insurance	-	0.00%
373	Property Insurance	-	0.00%
378	Scholastic Accident Insurance	-	0.00%
379	Other Insurance & Judgments	-	0.00%
715	Transfers to Multiple Enterprise Fund	\$ -	0.00%
Subtotal:		\$ -	0.00%
Grand Total:		\$ 97,101	100.00%



LEA 111 - Asheville City Schools

PRC 032 - Children With Special Needs

Fiscal Year 2015-2016 District Expenditures by LEA and Object Code as of 6/30/2016

Object Category/Object Code Description	Annual Expenditures	%
Salary		
111 Superintendent	\$ -	0.00%
112 Associate & Deputy Superintendent	-	0.00%
113 Director and/or Supervisor	-	0.00%
114 Classified Principal/Headmaster	-	0.00%
115 Finance Officer	-	0.00%
116 Assistant Principal (Non-teaching)	-	0.00%
117 Other Assistant Principal Assignment	-	0.00%
118 Assistant Superintendent	-	0.00%
121 Teacher	823,958	36.46%
122 Interim Teacher – (Paid at Non-certified Rate)	-	0.00%
123 JROTC Teacher	-	0.00%
124 Foreign Exchange (VIF)	-	0.00%
125 New Teacher Orientation	-	0.00%
126 Extended Contracts	-	0.00%
127 Master Teacher	-	0.00%
129 Above the Scale Salary	12,090	0.53%
131 Instructional Support I - Regular Scale	21,628	0.96%
132 Instructional Support II - Advanced Scale	217,462	9.62%
133 Psychologists	83,887	3.71%
134 Teacher Mentor	-	0.00%
135 Instructional Facilitators	-	0.00%
141 Teacher Assistant - Other	-	0.00%
142 Teacher Assistant - NCLB	178,337	7.89%
143 Tutor	37,447	1.66%
144 Interpreter/Brailist/Translator	-	0.00%
145 Therapist	194,616	8.61%
146 Specialist (School-Based)	720	0.03%
147 Monitors	-	0.00%
148 Non-Certified Instructor	25,418	1.12%
149 School Resource Officer	-	0.00%
151 Office Support	-	0.00%
152 Technician	-	0.00%
153 Administrative Specialist (Central Support)	-	0.00%
162 Substitute Pay - Regular Absence	14,488	0.64%
163 Substitute Pay - Staff Development	-	0.00%
164 Substitute Pay - Full-Time Non-Certified	-	0.00%
165 Substitute Pay - Non-Teaching	1,787	0.08%
166 Teacher Assistant Pay - Staff Development	-	0.00%
167 Teacher Assistant Pay - Regular Absence	318	0.01%
171 Driver	-	0.00%
172 Driver Overtime	-	0.00%
173 Custodian	-	0.00%
174 Cafeteria Workers	-	0.00%
175 Skilled Trades	-	0.00%
176 Manager	-	0.00%
177 Work Study Student	-	0.00%
181 Supplementary Pay	-	0.00%
180 Bonus Pay (Not Subject to Retirement)	-	0.00%
182 Employee Allowances Taxable	-	0.00%
183 Bonus Pay	-	0.00%
187 Salary Differential (Military, Local, ...)	-	0.00%
191 Curriculum Development Pay	-	0.00%
192 Additional Responsibility Stipend	-	0.00%
193 Mentor Pay	-	0.00%
194 State-Designated Stipend	-	0.00%
196 Staff Development Participant Pay	-	0.00%
197 Staff Development Instructor	-	0.00%
198 Tutorial Pay	-	0.00%
199 Overtime Pay	-	0.00%
Subtotal:	\$ 1,612,155	71.33%

LEA 111 - Asheville City Schools

PRC 032 - Children With Special Needs

Fiscal Year 2015-2016 District Expenditures by LEA and Object Code as of 6/30/2016

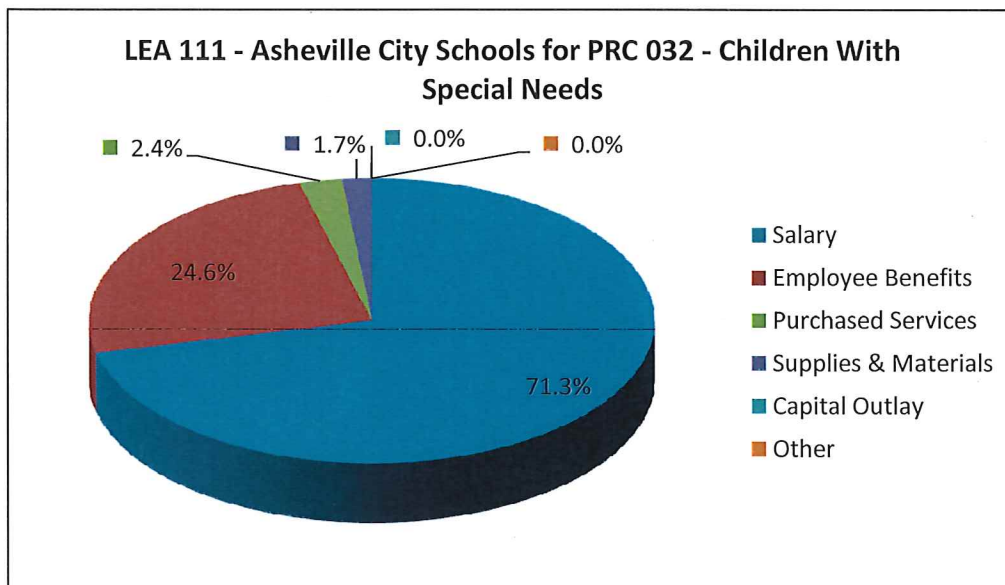
Object Category/Object Code Description	Annual Expenditures	%
Employee Benefits		
211 Employer's Social Security - Regular	\$ 116,587	5.16%
221 Employer's Retirement - Regular	229,469	10.15%
229 Other Retirement Cost	-	0.00%
231 Employer's Hospitalization Insurance	208,975	9.25%
232 Employer's Workers' Comp Insurance	-	0.00%
233 Employer's Unemployment Insurance	-	0.00%
184 Longevity Pay	-	0.00%
185 Bonus Leave Pay	-	0.00%
186 Short Term Disability Pay	-	0.00%
188 Annual Leave Pay	-	0.00%
189 Short Term Disability Pay – First Six Months	-	0.00%
Subtotal:	\$ 555,031	24.56%
Purchased Services		
311 Contracted Services	\$ 37,008	1.64%
312 Workshop Expenses/Allowable Travel	7,881	0.35%
313 Advertising Cost	126	0.01%
314 Printing and Binding Fees	-	0.00%
315 Reproduction Costs	-	0.00%
317 Psychological Contract Services	-	0.00%
318 Speech and Language Contracted Services	-	0.00%
319 Other Professional/Technical Services	-	0.00%
321 Public Utilities - Electric Services	-	0.00%
322 Public Utilities - Natural Gas	-	0.00%
323 Public Utilities - Water/Sewer	-	0.00%
324 Waste Management	-	0.00%
326 Contracted Repairs - Equipment	-	0.00%
327 Rentals/Leases	-	0.00%
331 Pupil Transportation - Contracted	-	0.00%
332 Travel Reimbursement	9,672	0.43%
333 Field Trips	-	0.00%
341 Telephone	-	0.00%
342 Postage	-	0.00%
343 Telecommunications Services	-	0.00%
344 Mobile Communication Costs	-	0.00%
351 Tuition Reimbursements	-	0.00%
352 Employee Education Reimbursement	-	0.00%
353 Certification/Licensing Fees	-	0.00%
Subtotal:	\$ 54,688	2.42%
Supplies & Materials		
411 Supplies and Materials	\$ 31,514	1.39%
413 Other Textbooks	-	0.00%
414 Library Books	-	0.00%
418 Computer Software and Supplies	6,598	0.29%
421 Fuel for Facilities	-	0.00%
422 Repair Parts, Materials & Labor	-	0.00%
423 Gas/Diesel Fuel	-	0.00%
424 Oil	-	0.00%
425 Tires and Tubes	-	0.00%
451 Food Purchase	-	0.00%
459 Other Food Purchases	-	0.00%
461 Furniture and Equipment	-	0.00%
462 Computer Equipment	-	0.00%
471 Sales and Use Tax Expense	-	0.00%
472 Sales and Use Tax Refund	-	0.00%
Subtotal:	\$ 38,112	1.69%

LEA 111 - Asheville City Schools

PRC 032 - Children With Special Needs

Fiscal Year 2015-2016 District Expenditures by LEA and Object Code as of 6/30/2016

Object Category/Object Code Description	Annual Expenditures	%
Capital Outlay		
541 Purchase of Equipment	-	0.00%
542 Purchase of Computer Hardware	-	0.00%
551 Purchase of Vehicles	-	0.00%
552 License and Title Fees	-	0.00%
Subtotal:	\$ -	0.00%
Other		
361 Membership Dues and Fees	\$ -	0.00%
363 Assessments/Penalties	-	0.00%
371 Liability Insurance	-	0.00%
372 Vehicle Liability Insurance	-	0.00%
373 Property Insurance	-	0.00%
378 Scholastic Accident Insurance	-	0.00%
379 Other Insurance & Judgments	-	0.00%
715 Transfers to Multiple Enterprise Fund	\$ -	0.00%
Subtotal:	\$ -	0.00%
Grand Total:	\$ 2,259,986	100.00%



LEA 111 - Asheville City Schools

PRC 034 - Academically/Intellectually Gifted

Fiscal Year 2015-2016 District Expenditures by LEA and Object Code as of 6/30/2016

Object Category/Object Code Description	Annual Expenditures	%
Salary		
111 Superintendent	\$ -	0.00%
112 Associate & Deputy Superintendent	-	0.00%
113 Director and/or Supervisor	-	0.00%
114 Classified Principal/Headmaster	-	0.00%
115 Finance Officer	-	0.00%
116 Assistant Principal (Non-teaching)	-	0.00%
117 Other Assistant Principal Assignment	-	0.00%
118 Assistant Superintendent	-	0.00%
121 Teacher	19,250	37.95%
122 Interim Teacher – (Paid at Non-certified Rate)	-	0.00%
123 JROTC Teacher	-	0.00%
124 Foreign Exchange (VIF)	-	0.00%
125 New Teacher Orientation	-	0.00%
126 Extended Contracts	-	0.00%
127 Master Teacher	-	0.00%
129 Above the Scale Salary	-	0.00%
131 Instructional Support I - Regular Scale	-	0.00%
132 Instructional Support II - Advanced Scale	-	0.00%
133 Psychologists	-	0.00%
134 Teacher Mentor	-	0.00%
135 Instructional Facilitators	-	0.00%
141 Teacher Assistant - Other	-	0.00%
142 Teacher Assistant - NCLB	-	0.00%
143 Tutor	15,660	30.87%
144 Interpreter/Braillist/Translator	-	0.00%
145 Therapist	-	0.00%
146 Specialist (School-Based)	-	0.00%
147 Monitors	-	0.00%
148 Non-Certified Instructor	-	0.00%
149 School Resource Officer	-	0.00%
151 Office Support	-	0.00%
152 Technician	-	0.00%
153 Administrative Specialist (Central Support)	-	0.00%
162 Substitute Pay - Regular Absence	-	0.00%
163 Substitute Pay - Staff Development	-	0.00%
164 Substitute Pay - Full-Time Non-Certified	-	0.00%
165 Substitute Pay - Non-Teaching	-	0.00%
166 Teacher Assistant Pay - Staff Development	-	0.00%
167 Teacher Assistant Pay - Regular Absence	-	0.00%
171 Driver	-	0.00%
172 Driver Overtime	-	0.00%
173 Custodian	-	0.00%
174 Cafeteria Workers	-	0.00%
175 Skilled Trades	-	0.00%
176 Manager	-	0.00%
177 Work Study Student	-	0.00%
181 Supplementary Pay	-	0.00%
180 Bonus Pay (Not Subject to Retirement)	-	0.00%
182 Employee Allowances Taxable	-	0.00%
183 Bonus Pay	-	0.00%
187 Salary Differential (Military, Local, ...)	-	0.00%
191 Curriculum Development Pay	-	0.00%
192 Additional Responsibility Stipend	-	0.00%
193 Mentor Pay	-	0.00%
194 State-Designated Stipend	-	0.00%
196 Staff Development Participant Pay	-	0.00%
197 Staff Development Instructor	-	0.00%
198 Tutorial Pay	-	0.00%
199 Overtime Pay	-	0.00%
Subtotal:	\$ 34,910	68.82%

LEA 111 - Asheville City Schools

PRC 034 - Academically/Intellectually Gifted

Fiscal Year 2015-2016 District Expenditures by LEA and Object Code as of 6/30/2016

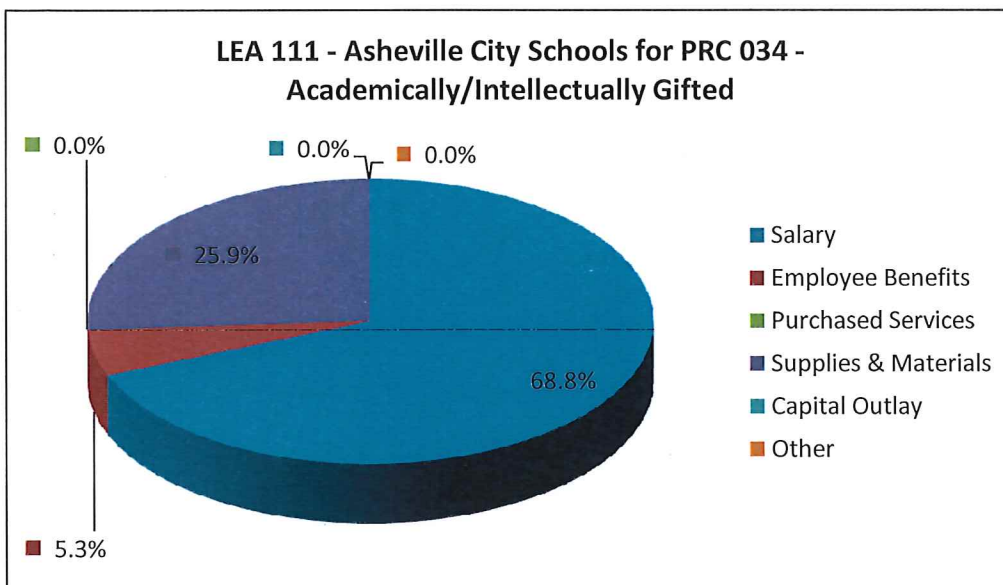
Object Category/Object Code Description	Annual Expenditures	%
Employee Benefits		
211 Employer's Social Security - Regular	\$ 2,671	5.26%
221 Employer's Retirement - Regular	-	0.00%
229 Other Retirement Cost	-	0.00%
231 Employer's Hospitalization Insurance	-	0.00%
232 Employer's Workers' Comp Insurance	-	0.00%
233 Employer's Unemployment Insurance	-	0.00%
184 Longevity Pay	-	0.00%
185 Bonus Leave Pay	-	0.00%
186 Short Term Disability Pay	-	0.00%
188 Annual Leave Pay	-	0.00%
189 Short Term Disability Pay – First Six Months	-	0.00%
Subtotal:	\$ 2,671	5.26%
Purchased Services		
311 Contracted Services	\$ -	0.00%
312 Workshop Expenses/Allowable Travel	-	0.00%
313 Advertising Cost	-	0.00%
314 Printing and Binding Fees	-	0.00%
315 Reproduction Costs	-	0.00%
317 Psychological Contract Services	-	0.00%
318 Speech and Language Contracted Services	-	0.00%
319 Other Professional/Technical Services	-	0.00%
321 Public Utilities - Electric Services	-	0.00%
322 Public Utilities - Natural Gas	-	0.00%
323 Public Utilities - Water/Sewer	-	0.00%
324 Waste Management	-	0.00%
326 Contracted Repairs - Equipment	-	0.00%
327 Rentals/Leases	-	0.00%
331 Pupil Transportation - Contracted	-	0.00%
332 Travel Reimbursement	-	0.00%
333 Field Trips	-	0.00%
341 Telephone	-	0.00%
342 Postage	-	0.00%
343 Telecommunications Services	-	0.00%
344 Mobile Communication Costs	-	0.00%
351 Tuition Reimbursements	-	0.00%
352 Employee Education Reimbursement	-	0.00%
353 Certification/Licensing Fees	-	0.00%
Subtotal:	\$ -	0.00%
Supplies & Materials		
411 Supplies and Materials	\$ 13,146	25.92%
413 Other Textbooks	-	0.00%
414 Library Books	-	0.00%
418 Computer Software and Supplies	-	0.00%
421 Fuel for Facilities	-	0.00%
422 Repair Parts, Materials & Labor	-	0.00%
423 Gas/Diesel Fuel	-	0.00%
424 Oil	-	0.00%
425 Tires and Tubes	-	0.00%
451 Food Purchase	-	0.00%
459 Other Food Purchases	-	0.00%
461 Furniture and Equipment	-	0.00%
462 Computer Equipment	-	0.00%
471 Sales and Use Tax Expense	-	0.00%
472 Sales and Use Tax Refund	-	0.00%
Subtotal:	\$ 13,146	25.92%

LEA 111 - Asheville City Schools

PRC 034 - Academically/Intellectually Gifted

Fiscal Year 2015-2016 District Expenditures by LEA and Object Code as of 6/30/2016

Object Category/Object Code Description		Annual Expenditures	%
Capital Outlay			
541	Purchase of Equipment	-	0.00%
542	Purchase of Computer Hardware	-	0.00%
551	Purchase of Vehicles	-	0.00%
552	License and Title Fees	-	0.00%
Subtotal:		\$ -	0.00%
Other			
361	Membership Dues and Fees	\$ -	0.00%
363	Assessments/Penalties	-	0.00%
371	Liability Insurance	-	0.00%
372	Vehicle Liability Insurance	-	0.00%
373	Property Insurance	-	0.00%
378	Scholastic Accident Insurance	-	0.00%
379	Other Insurance & Judgments	-	0.00%
715	Transfers to Multiple Enterprise Fund	\$ -	0.00%
Subtotal:		\$ -	0.00%
Grand Total:		\$ 50,727	100.00%



LEA 111 - Asheville City Schools

PRC 045 - Compensation Bonus (Legislated)

Fiscal Year 2015-2016 District Expenditures by LEA and Object Code as of 6/30/2016

Object Category/Object Code Description	Annual Expenditures	%
Salary		
111 Superintendent	\$ -	0.00%
112 Associate & Deputy Superintendent	-	0.00%
113 Director and/or Supervisor	-	0.00%
114 Classified Principal/Headmaster	-	0.00%
115 Finance Officer	-	0.00%
116 Assistant Principal (Non-teaching)	-	0.00%
117 Other Assistant Principal Assignment	-	0.00%
118 Assistant Superintendent	-	0.00%
121 Teacher	-	0.00%
122 Interim Teacher – (Paid at Non-certified Rate)	-	0.00%
123 JROTC Teacher	-	0.00%
124 Foreign Exchange (VIF)	-	0.00%
125 New Teacher Orientation	-	0.00%
126 Extended Contracts	-	0.00%
127 Master Teacher	-	0.00%
129 Above the Scale Salary	-	0.00%
131 Instructional Support I - Regular Scale	-	0.00%
132 Instructional Support II - Advanced Scale	-	0.00%
133 Psychologists	-	0.00%
134 Teacher Mentor	-	0.00%
135 Instructional Facilitators	-	0.00%
141 Teacher Assistant - Other	-	0.00%
142 Teacher Assistant - NCLB	-	0.00%
143 Tutor	-	0.00%
144 Interpreter/Brailist/Translator	-	0.00%
145 Therapist	-	0.00%
146 Specialist (School-Based)	-	0.00%
147 Monitors	-	0.00%
148 Non-Certified Instructor	-	0.00%
149 School Resource Officer	-	0.00%
151 Office Support	-	0.00%
152 Technician	-	0.00%
153 Administrative Specialist (Central Support)	-	0.00%
162 Substitute Pay - Regular Absence	-	0.00%
163 Substitute Pay - Staff Development	-	0.00%
164 Substitute Pay - Full-Time Non-Certified	-	0.00%
165 Substitute Pay - Non-Teaching	-	0.00%
166 Teacher Assistant Pay - Staff Development	-	0.00%
167 Teacher Assistant Pay - Regular Absence	-	0.00%
171 Driver	-	0.00%
172 Driver Overtime	-	0.00%
173 Custodian	-	0.00%
174 Cafeteria Workers	-	0.00%
175 Skilled Trades	-	0.00%
176 Manager	-	0.00%
177 Work Study Student	-	0.00%
181 Supplementary Pay	-	0.00%
180 Bonus Pay (Not Subject to Retirement)	281,310	92.31%
182 Employee Allowances Taxable	-	0.00%
183 Bonus Pay	1,618	0.53%
187 Salary Differential (Military, Local, ...)	-	0.00%
191 Curriculum Development Pay	-	0.00%
192 Additional Responsibility Stipend	-	0.00%
193 Mentor Pay	-	0.00%
194 State-Designated Stipend	-	0.00%
196 Staff Development Participant Pay	-	0.00%
197 Staff Development Instructor	-	0.00%
198 Tutorial Pay	-	0.00%
199 Overtime Pay	-	0.00%
Subtotal: \$	282,928	92.85%

LEA 111 - Asheville City Schools

PRC 045 - Compensation Bonus (Legislated)

Fiscal Year 2015-2016 District Expenditures by LEA and Object Code as of 6/30/2016

Object Category/Object Code Description	Annual Expenditures	%
Employee Benefits		
211 Employer's Social Security - Regular	\$ 21,553	7.07%
221 Employer's Retirement - Regular	248	0.08%
229 Other Retirement Cost	-	0.00%
231 Employer's Hospitalization Insurance	-	0.00%
232 Employer's Workers' Comp Insurance	-	0.00%
233 Employer's Unemployment Insurance	-	0.00%
184 Longevity Pay	-	0.00%
185 Bonus Leave Pay	-	0.00%
186 Short Term Disability Pay	-	0.00%
188 Annual Leave Pay	-	0.00%
189 Short Term Disability Pay – First Six Months	-	0.00%
Subtotal:	\$ 21,801	7.15%
Purchased Services		
311 Contracted Services	\$ -	0.00%
312 Workshop Expenses/Allowable Travel	-	0.00%
313 Advertising Cost	-	0.00%
314 Printing and Binding Fees	-	0.00%
315 Reproduction Costs	-	0.00%
317 Psychological Contract Services	-	0.00%
318 Speech and Language Contracted Services	-	0.00%
319 Other Professional/Technical Services	-	0.00%
321 Public Utilities - Electric Services	-	0.00%
322 Public Utilities - Natural Gas	-	0.00%
323 Public Utilities - Water/Sewer	-	0.00%
324 Waste Management	-	0.00%
326 Contracted Repairs - Equipment	-	0.00%
327 Rentals/Leases	-	0.00%
331 Pupil Transportation - Contracted	-	0.00%
332 Travel Reimbursement	-	0.00%
333 Field Trips	-	0.00%
341 Telephone	-	0.00%
342 Postage	-	0.00%
343 Telecommunications Services	-	0.00%
344 Mobile Communication Costs	-	0.00%
351 Tuition Reimbursements	-	0.00%
352 Employee Education Reimbursement	-	0.00%
353 Certification/Licensing Fees	-	0.00%
Subtotal:	\$ -	0.00%
Supplies & Materials		
411 Supplies and Materials	\$ -	0.00%
413 Other Textbooks	-	0.00%
414 Library Books	-	0.00%
418 Computer Software and Supplies	-	0.00%
421 Fuel for Facilities	-	0.00%
422 Repair Parts, Materials & Labor	-	0.00%
423 Gas/Diesel Fuel	-	0.00%
424 Oil	-	0.00%
425 Tires and Tubes	-	0.00%
451 Food Purchase	-	0.00%
459 Other Food Purchases	-	0.00%
461 Furniture and Equipment	-	0.00%
462 Computer Equipment	-	0.00%
471 Sales and Use Tax Expense	-	0.00%
472 Sales and Use Tax Refund	-	0.00%
Subtotal:	\$ -	0.00%

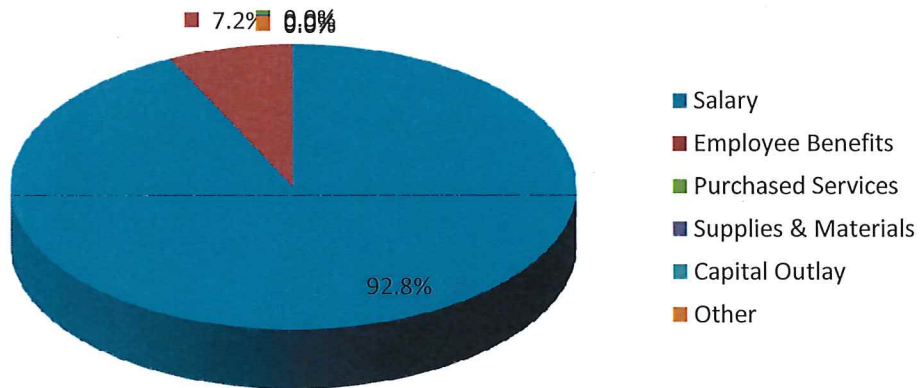
LEA 111 - Asheville City Schools

PRC 045 - Compensation Bonus (Legislated)

Fiscal Year 2015-2016 District Expenditures by LEA and Object Code as of 6/30/2016

Object Category/Object Code Description		Annual Expenditures	%
Capital Outlay			
541	Purchase of Equipment	-	0.00%
542	Purchase of Computer Hardware	-	0.00%
551	Purchase of Vehicles	-	0.00%
552	License and Title Fees	-	0.00%
Subtotal:		\$ -	0.00%
Other			
361	Membership Dues and Fees	\$ -	0.00%
363	Assessments/Penalties	-	0.00%
371	Liability Insurance	-	0.00%
372	Vehicle Liability Insurance	-	0.00%
373	Property Insurance	-	0.00%
378	Scholastic Accident Insurance	-	0.00%
379	Other Insurance & Judgments	-	0.00%
715	Transfers to Multiple Enterprise Fund	\$ -	0.00%
Subtotal:		\$ -	0.00%
Grand Total:		\$ 304,729	100.00%

LEA 111 - Asheville City Schools for PRC 045 - Compensation Bonus (Legislated)



LEA 111 - Asheville City Schools

PRC 054 - Limited English Proficiency (LEP)

Fiscal Year 2015-2016 District Expenditures by LEA and Object Code as of 6/30/2016

Object Category/Object Code Description	Annual Expenditures	%
Salary		
111 Superintendent	\$ -	0.00%
112 Associate & Deputy Superintendent	-	0.00%
113 Director and/or Supervisor	-	0.00%
114 Classified Principal/Headmaster	-	0.00%
115 Finance Officer	-	0.00%
116 Assistant Principal (Non-teaching)	-	0.00%
117 Other Assistant Principal Assignment	-	0.00%
118 Assistant Superintendent	-	0.00%
121 Teacher	36,500	72.49%
122 Interim Teacher – (Paid at Non-certified Rate)	-	0.00%
123 JROTC Teacher	-	0.00%
124 Foreign Exchange (VIF)	-	0.00%
125 New Teacher Orientation	-	0.00%
126 Extended Contracts	-	0.00%
127 Master Teacher	-	0.00%
129 Above the Scale Salary	-	0.00%
131 Instructional Support I - Regular Scale	-	0.00%
132 Instructional Support II - Advanced Scale	-	0.00%
133 Psychologists	-	0.00%
134 Teacher Mentor	-	0.00%
135 Instructional Facilitators	-	0.00%
141 Teacher Assistant - Other	-	0.00%
142 Teacher Assistant - NCLB	-	0.00%
143 Tutor	-	0.00%
144 Interpreter/Brailist/Translator	-	0.00%
145 Therapist	-	0.00%
146 Specialist (School-Based)	-	0.00%
147 Monitors	-	0.00%
148 Non-Certified Instructor	-	0.00%
149 School Resource Officer	-	0.00%
151 Office Support	-	0.00%
152 Technician	-	0.00%
153 Administrative Specialist (Central Support)	-	0.00%
162 Substitute Pay - Regular Absence	-	0.00%
163 Substitute Pay - Staff Development	-	0.00%
164 Substitute Pay - Full-Time Non-Certified	-	0.00%
165 Substitute Pay - Non-Teaching	-	0.00%
166 Teacher Assistant Pay - Staff Development	-	0.00%
167 Teacher Assistant Pay - Regular Absence	-	0.00%
171 Driver	-	0.00%
172 Driver Overtime	-	0.00%
173 Custodian	-	0.00%
174 Cafeteria Workers	-	0.00%
175 Skilled Trades	-	0.00%
176 Manager	-	0.00%
177 Work Study Student	-	0.00%
181 Supplementary Pay	-	0.00%
180 Bonus Pay (Not Subject to Retirement)	-	0.00%
182 Employee Allowances Taxable	-	0.00%
183 Bonus Pay	-	0.00%
187 Salary Differential (Military, Local, ...)	-	0.00%
191 Curriculum Development Pay	-	0.00%
192 Additional Responsibility Stipend	-	0.00%
193 Mentor Pay	-	0.00%
194 State-Designated Stipend	-	0.00%
196 Staff Development Participant Pay	-	0.00%
197 Staff Development Instructor	-	0.00%
198 Tutorial Pay	-	0.00%
199 Overtime Pay	-	0.00%
Subtotal:	\$ 36,500	72.49%

LEA 111 - Asheville City Schools

PRC 054 - Limited English Proficiency (LEP)

Fiscal Year 2015-2016 District Expenditures by LEA and Object Code as of 6/30/2016

Object Category/Object Code Description	Annual Expenditures	%
Employee Benefits		
211 Employer's Social Security - Regular	\$ 2,782	5.52%
221 Employer's Retirement - Regular	5,592	11.10%
229 Other Retirement Cost	-	0.00%
231 Employer's Hospitalization Insurance	5,471	10.86%
232 Employer's Workers' Comp Insurance	-	0.00%
233 Employer's Unemployment Insurance	-	0.00%
184 Longevity Pay	-	0.00%
185 Bonus Leave Pay	-	0.00%
186 Short Term Disability Pay	-	0.00%
188 Annual Leave Pay	-	0.00%
189 Short Term Disability Pay – First Six Months	-	0.00%
Subtotal:	\$ 13,844	27.49%
Purchased Services		
311 Contracted Services	\$ 11	0.02%
312 Workshop Expenses/Allowable Travel	-	0.00%
313 Advertising Cost	-	0.00%
314 Printing and Binding Fees	-	0.00%
315 Reproduction Costs	-	0.00%
317 Psychological Contract Services	-	0.00%
318 Speech and Language Contracted Services	-	0.00%
319 Other Professional/Technical Services	-	0.00%
321 Public Utilities - Electric Services	-	0.00%
322 Public Utilities - Natural Gas	-	0.00%
323 Public Utilities - Water/Sewer	-	0.00%
324 Waste Management	-	0.00%
326 Contracted Repairs - Equipment	-	0.00%
327 Rentals/Leases	-	0.00%
331 Pupil Transportation - Contracted	-	0.00%
332 Travel Reimbursement	-	0.00%
333 Field Trips	-	0.00%
341 Telephone	-	0.00%
342 Postage	-	0.00%
343 Telecommunications Services	-	0.00%
344 Mobile Communication Costs	-	0.00%
351 Tuition Reimbursements	-	0.00%
352 Employee Education Reimbursement	-	0.00%
353 Certification/Licensing Fees	-	0.00%
Subtotal:	\$ 11	0.02%
Supplies & Materials		
411 Supplies and Materials	\$ -	0.00%
413 Other Textbooks	-	0.00%
414 Library Books	-	0.00%
418 Computer Software and Supplies	-	0.00%
421 Fuel for Facilities	-	0.00%
422 Repair Parts, Materials & Labor	-	0.00%
423 Gas/Diesel Fuel	-	0.00%
424 Oil	-	0.00%
425 Tires and Tubes	-	0.00%
451 Food Purchase	-	0.00%
459 Other Food Purchases	-	0.00%
461 Furniture and Equipment	-	0.00%
462 Computer Equipment	-	0.00%
471 Sales and Use Tax Expense	-	0.00%
472 Sales and Use Tax Refund	-	0.00%
Subtotal:	\$ -	0.00%

Updated: July 20, 2016

Printed: 10/3/2016

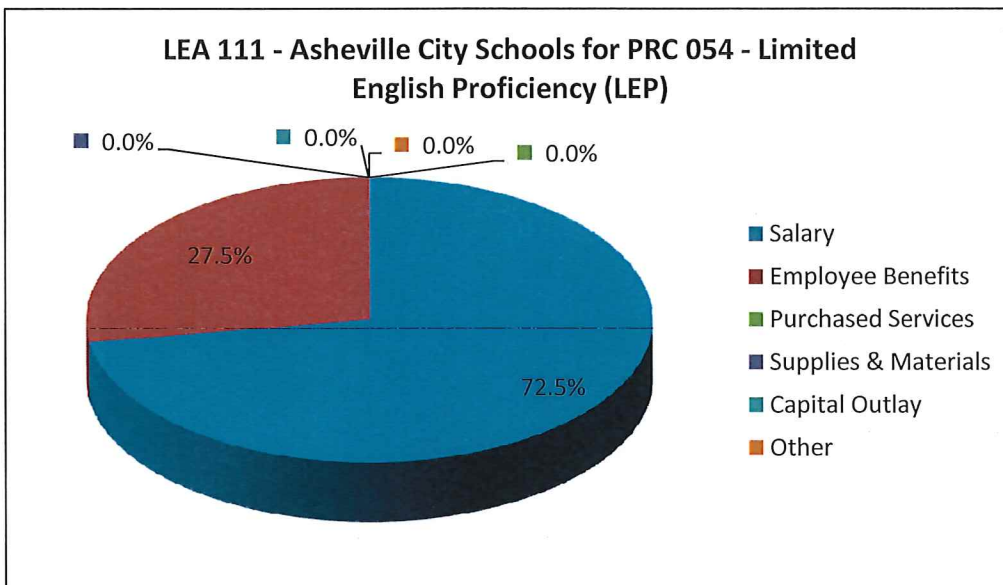
Page 2 of 3

LEA 111 - Asheville City Schools

PRC 054 - Limited English Proficiency (LEP)

Fiscal Year 2015-2016 District Expenditures by LEA and Object Code as of 6/30/2016

Object Category/Object Code Description		Annual Expenditures	%
Capital Outlay			
541	Purchase of Equipment	-	0.00%
542	Purchase of Computer Hardware	-	0.00%
551	Purchase of Vehicles	-	0.00%
552	License and Title Fees	-	0.00%
Subtotal:		\$ -	0.00%
Other			
361	Membership Dues and Fees	\$ -	0.00%
363	Assessments/Penalties	-	0.00%
371	Liability Insurance	-	0.00%
372	Vehicle Liability Insurance	-	0.00%
373	Property Insurance	-	0.00%
378	Scholastic Accident Insurance	-	0.00%
379	Other Insurance & Judgments	-	0.00%
715	Transfers to Multiple Enterprise Fund	\$ -	0.00%
Subtotal:		\$ -	0.00%
Grand Total:		\$ 50,355	100.00%



LEA 111 - Asheville City Schools

PRC 056 - Transportation of Pupils

Fiscal Year 2015-2016 District Expenditures by LEA and Object Code as of 6/30/2016

Object Category/Object Code Description	Annual Expenditures	%
Salary		
111 Superintendent	\$ -	0.00%
112 Associate & Deputy Superintendent	-	0.00%
113 Director and/or Supervisor	-	0.00%
114 Classified Principal/Headmaster	-	0.00%
115 Finance Officer	-	0.00%
116 Assistant Principal (Non-teaching)	-	0.00%
117 Other Assistant Principal Assignment	-	0.00%
118 Assistant Superintendent	-	0.00%
121 Teacher	-	0.00%
122 Interim Teacher – (Paid at Non-certified Rate)	-	0.00%
123 JROTC Teacher	-	0.00%
124 Foreign Exchange (VIF)	-	0.00%
125 New Teacher Orientation	-	0.00%
126 Extended Contracts	-	0.00%
127 Master Teacher	-	0.00%
129 Above the Scale Salary	-	0.00%
131 Instructional Support I - Regular Scale	-	0.00%
132 Instructional Support II - Advanced Scale	-	0.00%
133 Psychologists	-	0.00%
134 Teacher Mentor	-	0.00%
135 Instructional Facilitators	-	0.00%
141 Teacher Assistant - Other	-	0.00%
142 Teacher Assistant - NCLB	-	0.00%
143 Tutor	-	0.00%
144 Interpreter/Brailist/Translator	-	0.00%
145 Therapist	-	0.00%
146 Specialist (School-Based)	-	0.00%
147 Monitors	-	0.00%
148 Non-Certified Instructor	-	0.00%
149 School Resource Officer	-	0.00%
151 Office Support	-	0.00%
152 Technician	-	0.00%
153 Administrative Specialist (Central Support)	-	0.00%
162 Substitute Pay - Regular Absence	-	0.00%
163 Substitute Pay - Staff Development	-	0.00%
164 Substitute Pay - Full-Time Non-Certified	-	0.00%
165 Substitute Pay - Non-Teaching	-	0.00%
166 Teacher Assistant Pay - Staff Development	-	0.00%
167 Teacher Assistant Pay - Regular Absence	-	0.00%
171 Driver	-	0.00%
172 Driver Overtime	-	0.00%
173 Custodian	-	0.00%
174 Cafeteria Workers	-	0.00%
175 Skilled Trades	55,722	18.47%
176 Manager	-	0.00%
177 Work Study Student	-	0.00%
181 Supplementary Pay	-	0.00%
180 Bonus Pay (Not Subject to Retirement)	-	0.00%
182 Employee Allowances Taxable	-	0.00%
183 Bonus Pay	-	0.00%
187 Salary Differential (Military, Local, ...)	-	0.00%
191 Curriculum Development Pay	-	0.00%
192 Additional Responsibility Stipend	-	0.00%
193 Mentor Pay	-	0.00%
194 State-Designated Stipend	-	0.00%
196 Staff Development Participant Pay	-	0.00%
197 Staff Development Instructor	-	0.00%
198 Tutorial Pay	-	0.00%
199 Overtime Pay	-	0.00%
Subtotal: \$	55,722	18.47%

LEA 111 - Asheville City Schools

PRC 056 - Transportation of Pupils

Fiscal Year 2015-2016 District Expenditures by LEA and Object Code as of 6/30/2016

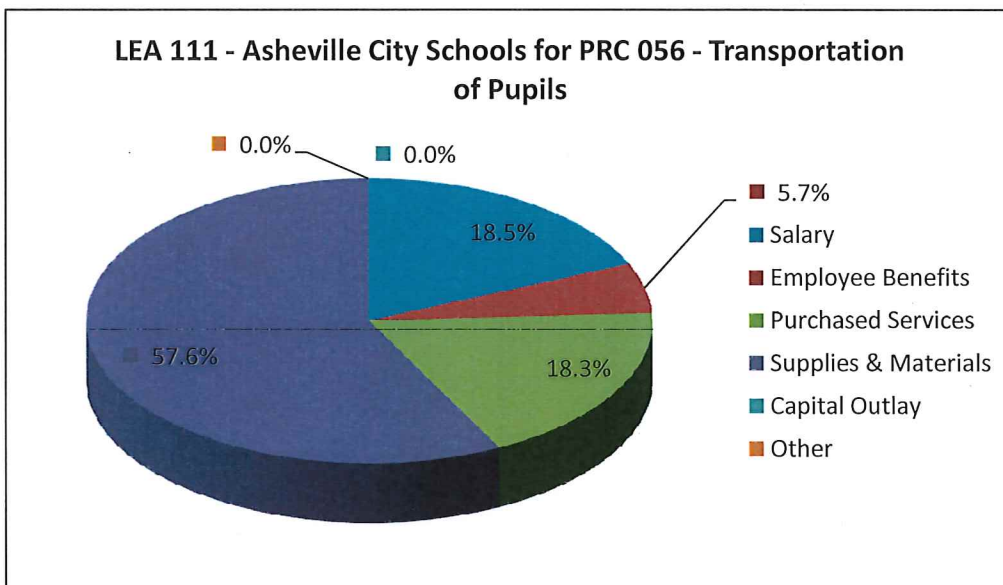
Object Category/Object Code Description	Annual Expenditures	%
Employee Benefits		
211 Employer's Social Security - Regular	\$ 3,540	1.17%
221 Employer's Retirement - Regular	8,537	2.83%
229 Other Retirement Cost	-	0.00%
231 Employer's Hospitalization Insurance	5,078	1.68%
232 Employer's Workers' Comp Insurance	-	0.00%
233 Employer's Unemployment Insurance	-	0.00%
184 Longevity Pay	-	0.00%
185 Bonus Leave Pay	-	0.00%
186 Short Term Disability Pay	-	0.00%
188 Annual Leave Pay	-	0.00%
189 Short Term Disability Pay – First Six Months	-	0.00%
Subtotal:	\$ 17,155	5.68%
Purchased Services		
311 Contracted Services	\$ 25	0.01%
312 Workshop Expenses/Allowable Travel	564	0.19%
313 Advertising Cost	-	0.00%
314 Printing and Binding Fees	-	0.00%
315 Reproduction Costs	-	0.00%
317 Psychological Contract Services	-	0.00%
318 Speech and Language Contracted Services	-	0.00%
319 Other Professional/Technical Services	2,970	0.98%
321 Public Utilities - Electric Services	-	0.00%
322 Public Utilities - Natural Gas	-	0.00%
323 Public Utilities - Water/Sewer	-	0.00%
324 Waste Management	-	0.00%
326 Contracted Repairs - Equipment	46,175	15.30%
327 Rentals/Leases	-	0.00%
331 Pupil Transportation - Contracted	-	0.00%
332 Travel Reimbursement	631	0.21%
333 Field Trips	-	0.00%
341 Telephone	-	0.00%
342 Postage	-	0.00%
343 Telecommunications Services	503	0.17%
344 Mobile Communication Costs	4,301	1.43%
351 Tuition Reimbursements	-	0.00%
352 Employee Education Reimbursement	-	0.00%
353 Certification/Licensing Fees	-	0.00%
Subtotal:	\$ 55,169	18.28%
Supplies & Materials		
411 Supplies and Materials	\$ 266	0.09%
413 Other Textbooks	-	0.00%
414 Library Books	-	0.00%
418 Computer Software and Supplies	4,369	1.45%
421 Fuel for Facilities	-	0.00%
422 Repair Parts, Materials & Labor	53,532	17.74%
423 Gas/Diesel Fuel	47,621	15.78%
424 Oil	-	0.00%
425 Tires and Tubes	60,419	20.02%
451 Food Purchase	-	0.00%
459 Other Food Purchases	-	0.00%
461 Furniture and Equipment	-	0.00%
462 Computer Equipment	4,494	1.49%
471 Sales and Use Tax Expense	3,000	0.99%
472 Sales and Use Tax Refund	-	0.00%
Subtotal:	\$ 173,701	57.56%

LEA 111 - Asheville City Schools

PRC 056 - Transportation of Pupils

Fiscal Year 2015-2016 District Expenditures by LEA and Object Code as of 6/30/2016

Object Category/Object Code Description	Annual Expenditures	%
Capital Outlay		
541 Purchase of Equipment	-	0.00%
542 Purchase of Computer Hardware	-	0.00%
551 Purchase of Vehicles	-	0.00%
552 License and Title Fees	18	0.01%
Subtotal:	\$ 18	0.01%
Other		
361 Membership Dues and Fees	\$ -	0.00%
363 Assessments/Penalties	-	0.00%
371 Liability Insurance	-	0.00%
372 Vehicle Liability Insurance	-	0.00%
373 Property Insurance	-	0.00%
378 Scholastic Accident Insurance	-	0.00%
379 Other Insurance & Judgments	-	0.00%
715 Transfers to Multiple Enterprise Fund	\$ -	0.00%
Subtotal:	\$ -	0.00%
Grand Total:	\$ 301,765	100.00%



LEA 111 - Asheville City Schools

PRC 061 - Classroom Materials/Instructional Supplies & Equipment

Fiscal Year 2015-2016 District Expenditures by LEA and Object Code as of 6/30/2016

Object Category/Object Code Description	Annual Expenditures	%
Salary		
111 Superintendent	\$ -	0.00%
112 Associate & Deputy Superintendent	-	0.00%
113 Director and/or Supervisor	-	0.00%
114 Classified Principal/Headmaster	-	0.00%
115 Finance Officer	-	0.00%
116 Assistant Principal (Non-teaching)	-	0.00%
117 Other Assistant Principal Assignment	-	0.00%
118 Assistant Superintendent	-	0.00%
121 Teacher	-	0.00%
122 Interim Teacher – (Paid at Non-certified Rate)	-	0.00%
123 JROTC Teacher	-	0.00%
124 Foreign Exchange (VIF)	-	0.00%
125 New Teacher Orientation	-	0.00%
126 Extended Contracts	-	0.00%
127 Master Teacher	-	0.00%
129 Above the Scale Salary	-	0.00%
131 Instructional Support I - Regular Scale	-	0.00%
132 Instructional Support II - Advanced Scale	-	0.00%
133 Psychologists	-	0.00%
134 Teacher Mentor	-	0.00%
135 Instructional Facilitators	-	0.00%
141 Teacher Assistant - Other	-	0.00%
142 Teacher Assistant - NCLB	-	0.00%
143 Tutor	-	0.00%
144 Interpreter/Brailist/Translator	-	0.00%
145 Therapist	-	0.00%
146 Specialist (School-Based)	-	0.00%
147 Monitors	-	0.00%
148 Non-Certified Instructor	-	0.00%
149 School Resource Officer	-	0.00%
151 Office Support	-	0.00%
152 Technician	-	0.00%
153 Administrative Specialist (Central Support)	-	0.00%
162 Substitute Pay - Regular Absence	-	0.00%
163 Substitute Pay - Staff Development	-	0.00%
164 Substitute Pay - Full-Time Non-Certified	-	0.00%
165 Substitute Pay - Non-Teaching	-	0.00%
166 Teacher Assistant Pay - Staff Development	-	0.00%
167 Teacher Assistant Pay - Regular Absence	-	0.00%
171 Driver	-	0.00%
172 Driver Overtime	-	0.00%
173 Custodian	-	0.00%
174 Cafeteria Workers	-	0.00%
175 Skilled Trades	-	0.00%
176 Manager	-	0.00%
177 Work Study Student	-	0.00%
181 Supplementary Pay	-	0.00%
180 Bonus Pay (Not Subject to Retirement)	-	0.00%
182 Employee Allowances Taxable	-	0.00%
183 Bonus Pay	-	0.00%
187 Salary Differential (Military, Local, ...)	-	0.00%
191 Curriculum Development Pay	-	0.00%
192 Additional Responsibility Stipend	-	0.00%
193 Mentor Pay	-	0.00%
194 State-Designated Stipend	-	0.00%
196 Staff Development Participant Pay	-	0.00%
197 Staff Development Instructor	-	0.00%
198 Tutorial Pay	-	0.00%
199 Overtime Pay	-	0.00%
Subtotal:	\$ -	0.00%

LEA 111 - Asheville City Schools

PRC 061 - Classroom Materials/Instructional Supplies & Equipment

Fiscal Year 2015-2016 District Expenditures by LEA and Object Code as of 6/30/2016

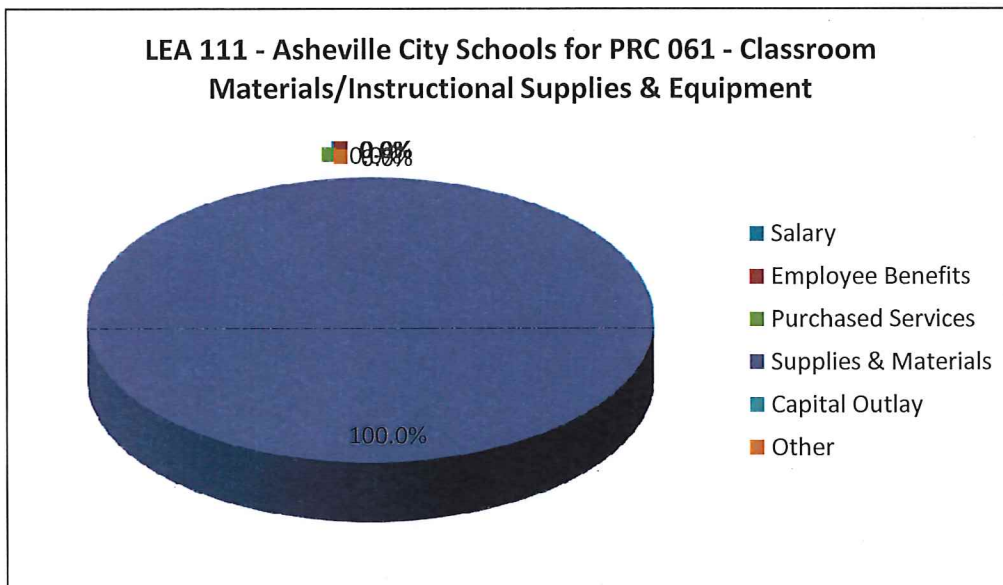
Object Category/Object Code Description	Annual Expenditures	%
Employee Benefits		
211 Employer's Social Security - Regular	\$ -	0.00%
221 Employer's Retirement - Regular	-	0.00%
229 Other Retirement Cost	-	0.00%
231 Employer's Hospitalization Insurance	-	0.00%
232 Employer's Workers' Comp Insurance	-	0.00%
233 Employer's Unemployment Insurance	-	0.00%
184 Longevity Pay	-	0.00%
185 Bonus Leave Pay	-	0.00%
186 Short Term Disability Pay	-	0.00%
188 Annual Leave Pay	-	0.00%
189 Short Term Disability Pay - First Six Months	-	0.00%
Subtotal:	\$ -	0.00%
Purchased Services		
311 Contracted Services	\$ -	0.00%
312 Workshop Expenses/Allowable Travel	-	0.00%
313 Advertising Cost	-	0.00%
314 Printing and Binding Fees	-	0.00%
315 Reproduction Costs	-	0.00%
317 Psychological Contract Services	-	0.00%
318 Speech and Language Contracted Services	-	0.00%
319 Other Professional/Technical Services	-	0.00%
321 Public Utilities - Electric Services	-	0.00%
322 Public Utilities - Natural Gas	-	0.00%
323 Public Utilities - Water/Sewer	-	0.00%
324 Waste Management	-	0.00%
326 Contracted Repairs - Equipment	-	0.00%
327 Rentals/Leases	-	0.00%
331 Pupil Transportation - Contracted	-	0.00%
332 Travel Reimbursement	-	0.00%
333 Field Trips	-	0.00%
341 Telephone	-	0.00%
342 Postage	-	0.00%
343 Telecommunications Services	-	0.00%
344 Mobile Communication Costs	-	0.00%
351 Tuition Reimbursements	-	0.00%
352 Employee Education Reimbursement	-	0.00%
353 Certification/Licensing Fees	-	0.00%
Subtotal:	\$ -	0.00%
Supplies & Materials		
411 Supplies and Materials	\$ 124,839	73.86%
413 Other Textbooks	42,929	25.40%
414 Library Books	-	0.00%
418 Computer Software and Supplies	35	0.02%
421 Fuel for Facilities	-	0.00%
422 Repair Parts, Materials & Labor	-	0.00%
423 Gas/Diesel Fuel	-	0.00%
424 Oil	-	0.00%
425 Tires and Tubes	-	0.00%
451 Food Purchase	-	0.00%
459 Other Food Purchases	-	0.00%
461 Furniture and Equipment	1,226	0.73%
462 Computer Equipment	-	0.00%
471 Sales and Use Tax Expense	-	0.00%
472 Sales and Use Tax Refund	-	0.00%
Subtotal:	\$ 169,029	100.00%

LEA 111 - Asheville City Schools

PRC 061 - Classroom Materials/Instructional Supplies & Equipment

Fiscal Year 2015-2016 District Expenditures by LEA and Object Code as of 6/30/2016

Object Category/Object Code Description		Annual Expenditures	%
Capital Outlay			
541	Purchase of Equipment	-	0.00%
542	Purchase of Computer Hardware	-	0.00%
551	Purchase of Vehicles	-	0.00%
552	License and Title Fees	-	0.00%
Subtotal:		\$ -	0.00%
Other			
361	Membership Dues and Fees	\$ -	0.00%
363	Assessments/Penalties	-	0.00%
371	Liability Insurance	-	0.00%
372	Vehicle Liability Insurance	-	0.00%
373	Property Insurance	-	0.00%
378	Scholastic Accident Insurance	-	0.00%
379	Other Insurance & Judgments	-	0.00%
715	Transfers to Multiple Enterprise Fund	\$ -	0.00%
Subtotal:		\$ -	0.00%
Grand Total:		\$ 169,029	100.00%



LEA 111 - Asheville City Schools

PRC 063 - Developmental Day and Community Residential

Fiscal Year 2015-2016 District Expenditures by LEA and Object Code as of 6/30/2016

Object Category/Object Code Description	Annual Expenditures	%
Salary		
111 Superintendent	\$ -	0.00%
112 Associate & Deputy Superintendent	-	0.00%
113 Director and/or Supervisor	-	0.00%
114 Classified Principal/Headmaster	-	0.00%
115 Finance Officer	-	0.00%
116 Assistant Principal (Non-teaching)	-	0.00%
117 Other Assistant Principal Assignment	-	0.00%
118 Assistant Superintendent	-	0.00%
121 Teacher	-	0.00%
122 Interim Teacher – (Paid at Non-certified Rate)	-	0.00%
123 JROTC Teacher	-	0.00%
124 Foreign Exchange (VIF)	-	0.00%
125 New Teacher Orientation	-	0.00%
126 Extended Contracts	-	0.00%
127 Master Teacher	-	0.00%
129 Above the Scale Salary	-	0.00%
131 Instructional Support I - Regular Scale	-	0.00%
132 Instructional Support II - Advanced Scale	-	0.00%
133 Psychologists	-	0.00%
134 Teacher Mentor	-	0.00%
135 Instructional Facilitators	-	0.00%
141 Teacher Assistant - Other	-	0.00%
142 Teacher Assistant - NCLB	-	0.00%
143 Tutor	-	0.00%
144 Interpreter/Brailist/Translator	-	0.00%
145 Therapist	-	0.00%
146 Specialist (School-Based)	-	0.00%
147 Monitors	-	0.00%
148 Non-Certified Instructor	-	0.00%
149 School Resource Officer	-	0.00%
151 Office Support	-	0.00%
152 Technician	-	0.00%
153 Administrative Specialist (Central Support)	-	0.00%
162 Substitute Pay - Regular Absence	-	0.00%
163 Substitute Pay - Staff Development	-	0.00%
164 Substitute Pay - Full-Time Non-Certified	-	0.00%
165 Substitute Pay - Non-Teaching	-	0.00%
166 Teacher Assistant Pay - Staff Development	-	0.00%
167 Teacher Assistant Pay - Regular Absence	-	0.00%
171 Driver	-	0.00%
172 Driver Overtime	-	0.00%
173 Custodian	-	0.00%
174 Cafeteria Workers	-	0.00%
175 Skilled Trades	-	0.00%
176 Manager	-	0.00%
177 Work Study Student	-	0.00%
181 Supplementary Pay	-	0.00%
180 Bonus Pay (Not Subject to Retirement)	-	0.00%
182 Employee Allowances Taxable	-	0.00%
183 Bonus Pay	-	0.00%
187 Salary Differential (Military, Local, ...)	-	0.00%
191 Curriculum Development Pay	-	0.00%
192 Additional Responsibility Stipend	-	0.00%
193 Mentor Pay	-	0.00%
194 State-Designated Stipend	-	0.00%
196 Staff Development Participant Pay	-	0.00%
197 Staff Development Instructor	-	0.00%
198 Tutorial Pay	-	0.00%
199 Overtime Pay	-	0.00%
Subtotal:	\$ -	0.00%

Updated: July 20, 2016

Printed: 10/3/2016

Page 1 of 3

LEA 111 - Asheville City Schools

PRC 063 - Developmental Day and Community Residential

Fiscal Year 2015-2016 District Expenditures by LEA and Object Code as of 6/30/2016

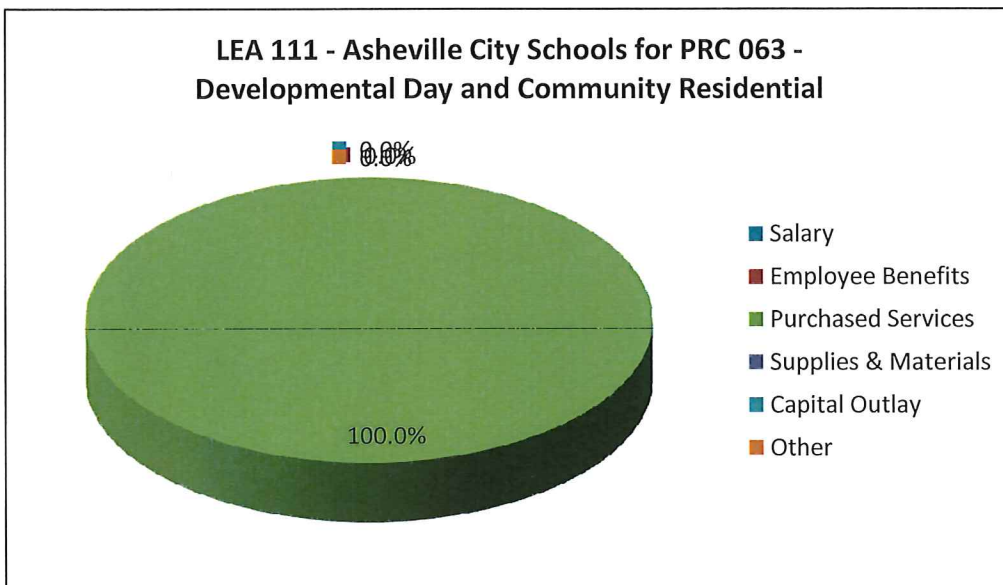
Object Category/Object Code Description	Annual Expenditures	%
Employee Benefits		
211 Employer's Social Security - Regular	\$ -	0.00%
221 Employer's Retirement - Regular	-	0.00%
229 Other Retirement Cost	-	0.00%
231 Employer's Hospitalization Insurance	-	0.00%
232 Employer's Workers' Comp Insurance	-	0.00%
233 Employer's Unemployment Insurance	-	0.00%
184 Longevity Pay	-	0.00%
185 Bonus Leave Pay	-	0.00%
186 Short Term Disability Pay	-	0.00%
188 Annual Leave Pay	-	0.00%
189 Short Term Disability Pay – First Six Months	-	0.00%
Subtotal:	\$ -	0.00%
Purchased Services		
311 Contracted Services	\$ 15,164	100.00%
312 Workshop Expenses/Allowable Travel	-	0.00%
313 Advertising Cost	-	0.00%
314 Printing and Binding Fees	-	0.00%
315 Reproduction Costs	-	0.00%
317 Psychological Contract Services	-	0.00%
318 Speech and Language Contracted Services	-	0.00%
319 Other Professional/Technical Services	-	0.00%
321 Public Utilities - Electric Services	-	0.00%
322 Public Utilities - Natural Gas	-	0.00%
323 Public Utilities - Water/Sewer	-	0.00%
324 Waste Management	-	0.00%
326 Contracted Repairs - Equipment	-	0.00%
327 Rentals/Leases	-	0.00%
331 Pupil Transportation - Contracted	-	0.00%
332 Travel Reimbursement	-	0.00%
333 Field Trips	-	0.00%
341 Telephone	-	0.00%
342 Postage	-	0.00%
343 Telecommunications Services	-	0.00%
344 Mobile Communication Costs	-	0.00%
351 Tuition Reimbursements	-	0.00%
352 Employee Education Reimbursement	-	0.00%
353 Certification/Licensing Fees	-	0.00%
Subtotal:	\$ 15,164	100.00%
Supplies & Materials		
411 Supplies and Materials	\$ -	0.00%
413 Other Textbooks	-	0.00%
414 Library Books	-	0.00%
418 Computer Software and Supplies	-	0.00%
421 Fuel for Facilities	-	0.00%
422 Repair Parts, Materials & Labor	-	0.00%
423 Gas/Diesel Fuel	-	0.00%
424 Oil	-	0.00%
425 Tires and Tubes	-	0.00%
451 Food Purchase	-	0.00%
459 Other Food Purchases	-	0.00%
461 Furniture and Equipment	-	0.00%
462 Computer Equipment	-	0.00%
471 Sales and Use Tax Expense	-	0.00%
472 Sales and Use Tax Refund	-	0.00%
Subtotal:	\$ -	0.00%

LEA 111 - Asheville City Schools

PRC 063 - Developmental Day and Community Residential

Fiscal Year 2015-2016 District Expenditures by LEA and Object Code as of 6/30/2016

Object Category/Object Code Description		Annual Expenditures	%
Capital Outlay			
541	Purchase of Equipment	-	0.00%
542	Purchase of Computer Hardware	-	0.00%
551	Purchase of Vehicles	-	0.00%
552	License and Title Fees	-	0.00%
Subtotal:		\$ -	0.00%
Other			
361	Membership Dues and Fees	\$ -	0.00%
363	Assessments/Penalties	-	0.00%
371	Liability Insurance	-	0.00%
372	Vehicle Liability Insurance	-	0.00%
373	Property Insurance	-	0.00%
378	Scholastic Accident Insurance	-	0.00%
379	Other Insurance & Judgments	-	0.00%
715	Transfers to Multiple Enterprise Fund	\$ -	0.00%
Subtotal:		\$ -	0.00%
Grand Total:		\$ 15,164	100.00%



LEA 111 - Asheville City Schools

PRC 069 - At-Risk Student Services

Fiscal Year 2015-2016 District Expenditures by LEA and Object Code as of 6/30/2016

Object Category/Object Code Description	Annual Expenditures	%
Salary		
111 Superintendent	\$ -	0.00%
112 Associate & Deputy Superintendent	-	0.00%
113 Director and/or Supervisor	33,519	3.91%
114 Classified Principal/Headmaster	-	0.00%
115 Finance Officer	-	0.00%
116 Assistant Principal (Non-teaching)	-	0.00%
117 Other Assistant Principal Assignment	-	0.00%
118 Assistant Superintendent	-	0.00%
121 Teacher	-	0.00%
122 Interim Teacher – (Paid at Non-certified Rate)	-	0.00%
123 JROTC Teacher	-	0.00%
124 Foreign Exchange (VIF)	-	0.00%
125 New Teacher Orientation	-	0.00%
126 Extended Contracts	-	0.00%
127 Master Teacher	-	0.00%
129 Above the Scale Salary	-	0.00%
131 Instructional Support I - Regular Scale	218,422	25.50%
132 Instructional Support II - Advanced Scale	-	0.00%
133 Psychologists	-	0.00%
134 Teacher Mentor	-	0.00%
135 Instructional Facilitators	-	0.00%
141 Teacher Assistant - Other	-	0.00%
142 Teacher Assistant - NCLB	44,965	5.25%
143 Tutor	24,615	2.87%
144 Interpreter/Braillist/Translator	-	0.00%
145 Therapist	21,773	2.54%
146 Specialist (School-Based)	14,764	1.72%
147 Monitors	-	0.00%
148 Non-Certified Instructor	-	0.00%
149 School Resource Officer	-	0.00%
151 Office Support	-	0.00%
152 Technician	-	0.00%
153 Administrative Specialist (Central Support)	-	0.00%
162 Substitute Pay - Regular Absence	3,156	0.37%
163 Substitute Pay - Staff Development	103	0.01%
164 Substitute Pay - Full-Time Non-Certified	-	0.00%
165 Substitute Pay - Non-Teaching	-	0.00%
166 Teacher Assistant Pay - Staff Development	-	0.00%
167 Teacher Assistant Pay - Regular Absence	-	0.00%
171 Driver	684	0.08%
172 Driver Overtime	-	0.00%
173 Custodian	-	0.00%
174 Cafeteria Workers	-	0.00%
175 Skilled Trades	-	0.00%
176 Manager	-	0.00%
177 Work Study Student	-	0.00%
181 Supplementary Pay	-	0.00%
180 Bonus Pay (Not Subject to Retirement)	-	0.00%
182 Employee Allowances Taxable	-	0.00%
183 Bonus Pay	-	0.00%
187 Salary Differential (Military, Local, ...)	-	0.00%
191 Curriculum Development Pay	400	0.05%
192 Additional Responsibility Stipend	-	0.00%
193 Mentor Pay	-	0.00%
194 State-Designated Stipend	-	0.00%
196 Staff Development Participant Pay	525	0.06%
197 Staff Development Instructor	-	0.00%
198 Tutorial Pay	18,948	2.21%
199 Overtime Pay	-	0.00%
Subtotal: \$	381,872	44.58%

LEA 111 - Asheville City Schools**PRC 069 - At-Risk Student Services**

Fiscal Year 2015-2016 District Expenditures by LEA and Object Code as of 6/30/2016

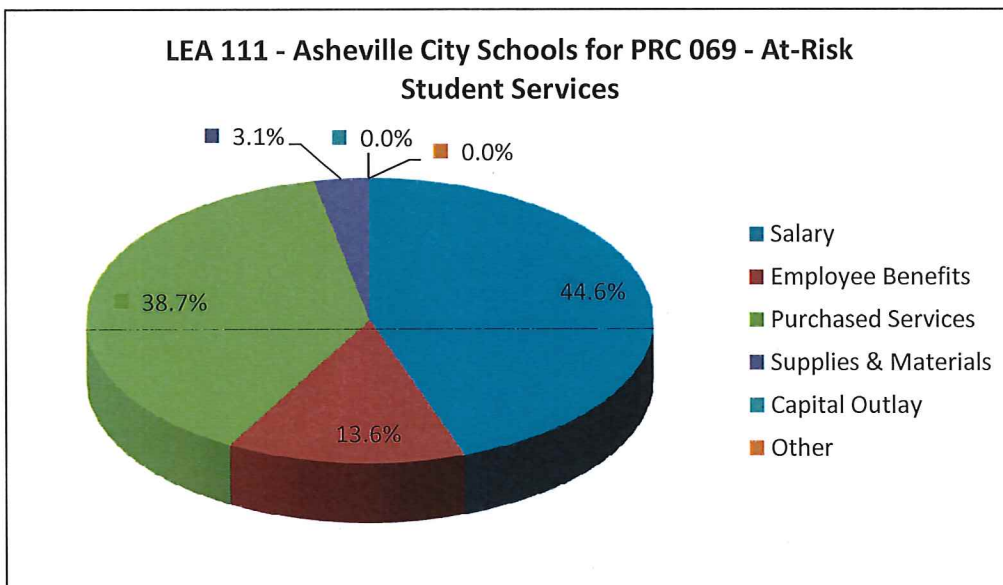
Object Category/Object Code Description	Annual Expenditures	%
Employee Benefits		
211 Employer's Social Security - Regular	\$ 28,135	3.28%
221 Employer's Retirement - Regular	50,400	5.88%
229 Other Retirement Cost	-	0.00%
231 Employer's Hospitalization Insurance	37,923	4.43%
232 Employer's Workers' Comp Insurance	-	0.00%
233 Employer's Unemployment Insurance	-	0.00%
184 Longevity Pay	-	0.00%
185 Bonus Leave Pay	-	0.00%
186 Short Term Disability Pay	-	0.00%
188 Annual Leave Pay	-	0.00%
189 Short Term Disability Pay – First Six Months	-	0.00%
Subtotal:	\$ 116,458	13.60%
Purchased Services		
311 Contracted Services	\$ 308,807	36.05%
312 Workshop Expenses/Allowable Travel	18,415	2.15%
313 Advertising Cost	-	0.00%
314 Printing and Binding Fees	-	0.00%
315 Reproduction Costs	-	0.00%
317 Psychological Contract Services	-	0.00%
318 Speech and Language Contracted Services	-	0.00%
319 Other Professional/Technical Services	-	0.00%
321 Public Utilities - Electric Services	-	0.00%
322 Public Utilities - Natural Gas	-	0.00%
323 Public Utilities - Water/Sewer	-	0.00%
324 Waste Management	-	0.00%
326 Contracted Repairs - Equipment	-	0.00%
327 Rentals/Leases	-	0.00%
331 Pupil Transportation - Contracted	147	0.02%
332 Travel Reimbursement	1,073	0.13%
333 Field Trips	3,300	0.39%
341 Telephone	-	0.00%
342 Postage	-	0.00%
343 Telecommunications Services	-	0.00%
344 Mobile Communication Costs	-	0.00%
351 Tuition Reimbursements	-	0.00%
352 Employee Education Reimbursement	-	0.00%
353 Certification/Licensing Fees	-	0.00%
Subtotal:	\$ 331,742	38.73%
Supplies & Materials		
411 Supplies and Materials	\$ 26,045	3.04%
413 Other Textbooks	-	0.00%
414 Library Books	-	0.00%
418 Computer Software and Supplies	429	0.05%
421 Fuel for Facilities	-	0.00%
422 Repair Parts, Materials & Labor	-	0.00%
423 Gas/Diesel Fuel	-	0.00%
424 Oil	-	0.00%
425 Tires and Tubes	-	0.00%
451 Food Purchase	-	0.00%
459 Other Food Purchases	-	0.00%
461 Furniture and Equipment	-	0.00%
462 Computer Equipment	-	0.00%
471 Sales and Use Tax Expense	-	0.00%
472 Sales and Use Tax Refund	-	0.00%
Subtotal:	\$ 26,474	3.09%

LEA 111 - Asheville City Schools

PRC 069 - At-Risk Student Services

Fiscal Year 2015-2016 District Expenditures by LEA and Object Code as of 6/30/2016

Object Category/Object Code Description	Annual Expenditures	%
Capital Outlay		
541 Purchase of Equipment	-	0.00%
542 Purchase of Computer Hardware	-	0.00%
551 Purchase of Vehicles	-	0.00%
552 License and Title Fees	-	0.00%
Subtotal:	\$ -	0.00%
Other		
361 Membership Dues and Fees	\$ -	0.00%
363 Assessments/Penalties	-	0.00%
371 Liability Insurance	-	0.00%
372 Vehicle Liability Insurance	-	0.00%
373 Property Insurance	-	0.00%
378 Scholastic Accident Insurance	-	0.00%
379 Other Insurance & Judgments	-	0.00%
715 Transfers to Multiple Enterprise Fund	\$ -	0.00%
Subtotal:	\$ -	0.00%
Grand Total:	\$ 856,546	100.00%



LEA 111 - Asheville City Schools

PRC 073 - School Connectivity

Fiscal Year 2015-2016 District Expenditures by LEA and Object Code as of 6/30/2016

Object Category/Object Code Description	Annual Expenditures	%
Salary		
111 Superintendent	\$ -	0.00%
112 Associate & Deputy Superintendent	-	0.00%
113 Director and/or Supervisor	-	0.00%
114 Classified Principal/Headmaster	-	0.00%
115 Finance Officer	-	0.00%
116 Assistant Principal (Non-teaching)	-	0.00%
117 Other Assistant Principal Assignment	-	0.00%
118 Assistant Superintendent	-	0.00%
121 Teacher	-	0.00%
122 Interim Teacher – (Paid at Non-certified Rate)	-	0.00%
123 JROTC Teacher	-	0.00%
124 Foreign Exchange (VIF)	-	0.00%
125 New Teacher Orientation	-	0.00%
126 Extended Contracts	-	0.00%
127 Master Teacher	-	0.00%
129 Above the Scale Salary	-	0.00%
131 Instructional Support I - Regular Scale	-	0.00%
132 Instructional Support II - Advanced Scale	-	0.00%
133 Psychologists	-	0.00%
134 Teacher Mentor	-	0.00%
135 Instructional Facilitators	-	0.00%
141 Teacher Assistant - Other	-	0.00%
142 Teacher Assistant - NCLB	-	0.00%
143 Tutor	-	0.00%
144 Interpreter/Brailist/Translator	-	0.00%
145 Therapist	-	0.00%
146 Specialist (School-Based)	-	0.00%
147 Monitors	-	0.00%
148 Non-Certified Instructor	-	0.00%
149 School Resource Officer	-	0.00%
151 Office Support	-	0.00%
152 Technician	-	0.00%
153 Administrative Specialist (Central Support)	-	0.00%
162 Substitute Pay - Regular Absence	-	0.00%
163 Substitute Pay - Staff Development	-	0.00%
164 Substitute Pay - Full-Time Non-Certified	-	0.00%
165 Substitute Pay - Non-Teaching	-	0.00%
166 Teacher Assistant Pay - Staff Development	-	0.00%
167 Teacher Assistant Pay - Regular Absence	-	0.00%
171 Driver	-	0.00%
172 Driver Overtime	-	0.00%
173 Custodian	-	0.00%
174 Cafeteria Workers	-	0.00%
175 Skilled Trades	-	0.00%
176 Manager	-	0.00%
177 Work Study Student	-	0.00%
181 Supplementary Pay	-	0.00%
180 Bonus Pay (Not Subject to Retirement)	-	0.00%
182 Employee Allowances Taxable	-	0.00%
183 Bonus Pay	-	0.00%
187 Salary Differential (Military, Local, ...)	-	0.00%
191 Curriculum Development Pay	-	0.00%
192 Additional Responsibility Stipend	-	0.00%
193 Mentor Pay	-	0.00%
194 State-Designated Stipend	-	0.00%
196 Staff Development Participant Pay	-	0.00%
197 Staff Development Instructor	-	0.00%
198 Tutorial Pay	-	0.00%
199 Overtime Pay	-	0.00%
Subtotal:	\$ -	0.00%

LEA 111 - Asheville City Schools

PRC 073 - School Connectivity

Fiscal Year 2015-2016 District Expenditures by LEA and Object Code as of 6/30/2016

Object Category/Object Code Description	Annual Expenditures	%
Employee Benefits		
211 Employer's Social Security - Regular	\$ -	0.00%
221 Employer's Retirement - Regular	-	0.00%
229 Other Retirement Cost	-	0.00%
231 Employer's Hospitalization Insurance	-	0.00%
232 Employer's Workers' Comp Insurance	-	0.00%
233 Employer's Unemployment Insurance	-	0.00%
184 Longevity Pay	-	0.00%
185 Bonus Leave Pay	-	0.00%
186 Short Term Disability Pay	-	0.00%
188 Annual Leave Pay	-	0.00%
189 Short Term Disability Pay – First Six Months	-	0.00%
Subtotal:	\$ -	0.00%
Purchased Services		
311 Contracted Services	\$ -	0.00%
312 Workshop Expenses/Allowable Travel	-	0.00%
313 Advertising Cost	-	0.00%
314 Printing and Binding Fees	-	0.00%
315 Reproduction Costs	-	0.00%
317 Psychological Contract Services	-	0.00%
318 Speech and Language Contracted Services	-	0.00%
319 Other Professional/Technical Services	-	0.00%
321 Public Utilities - Electric Services	-	0.00%
322 Public Utilities - Natural Gas	-	0.00%
323 Public Utilities - Water/Sewer	-	0.00%
324 Waste Management	-	0.00%
326 Contracted Repairs - Equipment	-	0.00%
327 Rentals/Leases	-	0.00%
331 Pupil Transportation - Contracted	-	0.00%
332 Travel Reimbursement	-	0.00%
333 Field Trips	-	0.00%
341 Telephone	-	0.00%
342 Postage	-	0.00%
343 Telecommunications Services	52,074	100.00%
344 Mobile Communication Costs	-	0.00%
351 Tuition Reimbursements	-	0.00%
352 Employee Education Reimbursement	-	0.00%
353 Certification/Licensing Fees	-	0.00%
Subtotal:	\$ 52,074	100.00%
Supplies & Materials		
411 Supplies and Materials	\$ -	0.00%
413 Other Textbooks	-	0.00%
414 Library Books	-	0.00%
418 Computer Software and Supplies	-	0.00%
421 Fuel for Facilities	-	0.00%
422 Repair Parts, Materials & Labor	-	0.00%
423 Gas/Diesel Fuel	-	0.00%
424 Oil	-	0.00%
425 Tires and Tubes	-	0.00%
451 Food Purchase	-	0.00%
459 Other Food Purchases	-	0.00%
461 Furniture and Equipment	-	0.00%
462 Computer Equipment	-	0.00%
471 Sales and Use Tax Expense	-	0.00%
472 Sales and Use Tax Refund	-	0.00%
Subtotal:	\$ -	0.00%

LEA 111 - Asheville City Schools

PRC 073 - School Connectivity

Fiscal Year 2015-2016 District Expenditures by LEA and Object Code as of 6/30/2016

Object Category/Object Code Description		Annual Expenditures	%
Capital Outlay			
541	Purchase of Equipment	-	0.00%
542	Purchase of Computer Hardware	-	0.00%
551	Purchase of Vehicles	-	0.00%
552	License and Title Fees	-	0.00%
Subtotal:		\$ -	0.00%
Other			
361	Membership Dues and Fees	\$ -	0.00%
363	Assessments/Penalties	-	0.00%
371	Liability Insurance	-	0.00%
372	Vehicle Liability Insurance	-	0.00%
373	Property Insurance	-	0.00%
378	Scholastic Accident Insurance	-	0.00%
379	Other Insurance & Judgments	-	0.00%
715	Transfers to Multiple Enterprise Fund	\$ -	0.00%
Subtotal:		\$ -	0.00%
Grand Total:		\$ 52,074	100.00%

