

LEA 111 - Asheville City Schools

PRC 001 - Classroom Teachers

Fiscal Year 2015-2016 District Expenditures by LEA and Object Code as of 6/30/2016

Object Category/Object Code Description	Annual Expenditures	%
Salary		
111 Superintendent	\$ -	0.00%
112 Associate & Deputy Superintendent	-	0.00%
113 Director and/or Supervisor	-	0.00%
114 Classified Principal/Headmaster	-	0.00%
115 Finance Officer	-	0.00%
116 Assistant Principal (Non-teaching)	-	0.00%
117 Other Assistant Principal Assignment	-	0.00%
118 Assistant Superintendent	-	0.00%
121 Teacher	9,091,519	73.88%
122 Interim Teacher – (Paid at Non-certified Rate)	-	0.00%
123 JROTC Teacher	61,360	0.50%
124 Foreign Exchange (VIF)	-	0.00%
125 New Teacher Orientation	651	0.01%
126 Extended Contracts	-	0.00%
127 Master Teacher	-	0.00%
129 Above the Scale Salary	13,317	0.11%
131 Instructional Support I - Regular Scale	-	0.00%
132 Instructional Support II - Advanced Scale	-	0.00%
133 Psychologists	-	0.00%
134 Teacher Mentor	-	0.00%
135 Instructional Facilitators	-	0.00%
141 Teacher Assistant - Other	-	0.00%
142 Teacher Assistant - NCLB	-	0.00%
143 Tutor	-	0.00%
144 Interpreter/Brailist/Translator	-	0.00%
145 Therapist	-	0.00%
146 Specialist (School-Based)	-	0.00%
147 Monitors	-	0.00%
148 Non-Certified Instructor	-	0.00%
149 School Resource Officer	-	0.00%
151 Office Support	-	0.00%
152 Technician	-	0.00%
153 Administrative Specialist (Central Support)	-	0.00%
162 Substitute Pay - Regular Absence	-	0.00%
163 Substitute Pay - Staff Development	-	0.00%
164 Substitute Pay - Full-Time Non-Certified	-	0.00%
165 Substitute Pay - Non-Teaching	-	0.00%
166 Teacher Assistant Pay - Staff Development	-	0.00%
167 Teacher Assistant Pay - Regular Absence	-	0.00%
171 Driver	-	0.00%
172 Driver Overtime	-	0.00%
173 Custodian	-	0.00%
174 Cafeteria Workers	-	0.00%
175 Skilled Trades	-	0.00%
176 Manager	-	0.00%
177 Work Study Student	-	0.00%
181 Supplementary Pay	-	0.00%
180 Bonus Pay (Not Subject to Retirement)	-	0.00%
182 Employee Allowances Taxable	-	0.00%
183 Bonus Pay	-	0.00%
187 Salary Differential (Military, Local, ...)	-	0.00%
191 Curriculum Development Pay	-	0.00%
192 Additional Responsibility Stipend	-	0.00%
193 Mentor Pay	-	0.00%
194 State-Designated Stipend	-	0.00%
196 Staff Development Participant Pay	-	0.00%
197 Staff Development Instructor	-	0.00%
198 Tutorial Pay	-	0.00%
199 Overtime Pay	-	0.00%
Subtotal:	\$ 9,166,847	74.49%

LEA 111 - Asheville City Schools

PRC 001 - Classroom Teachers

Fiscal Year 2015-2016 District Expenditures by LEA and Object Code as of 6/30/2016

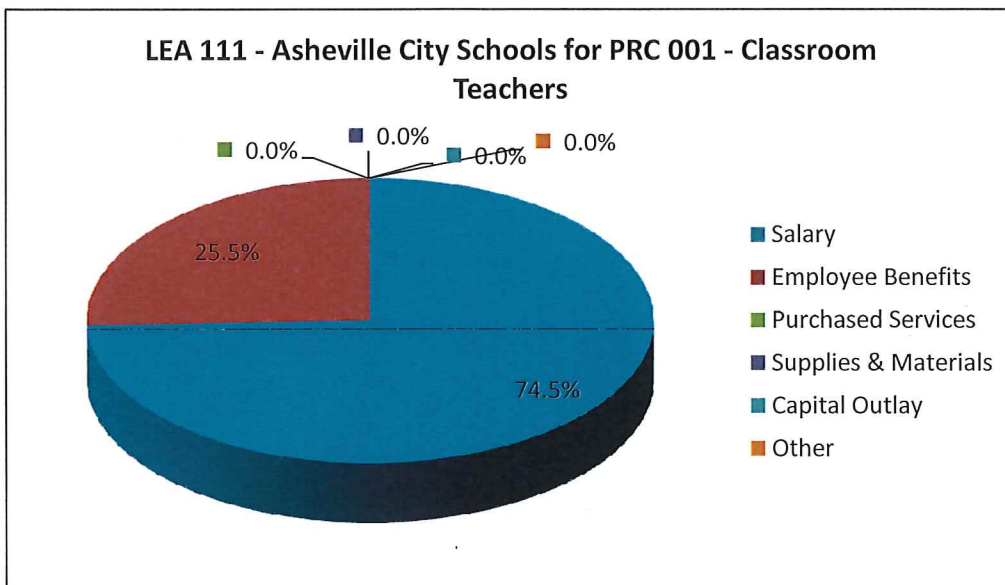
Object Category/Object Code Description	Annual Expenditures	%
Employee Benefits		
211 Employer's Social Security - Regular	\$ 668,923	5.44%
221 Employer's Retirement - Regular	1,399,465	11.37%
229 Other Retirement Cost	-	0.00%
231 Employer's Hospitalization Insurance	1,070,800	8.70%
232 Employer's Workers' Comp Insurance	-	0.00%
233 Employer's Unemployment Insurance	-	0.00%
184 Longevity Pay	-	0.00%
185 Bonus Leave Pay	-	0.00%
186 Short Term Disability Pay	-	0.00%
188 Annual Leave Pay	-	0.00%
189 Short Term Disability Pay - First Six Months	-	0.00%
Subtotal:	\$ 3,139,188	25.51%
Purchased Services		
311 Contracted Services	\$ -	0.00%
312 Workshop Expenses/Allowable Travel	-	0.00%
313 Advertising Cost	-	0.00%
314 Printing and Binding Fees	-	0.00%
315 Reproduction Costs	-	0.00%
317 Psychological Contract Services	-	0.00%
318 Speech and Language Contracted Services	-	0.00%
319 Other Professional/Technical Services	-	0.00%
321 Public Utilities - Electric Services	-	0.00%
322 Public Utilities - Natural Gas	-	0.00%
323 Public Utilities - Water/Sewer	-	0.00%
324 Waste Management	-	0.00%
326 Contracted Repairs - Equipment	-	0.00%
327 Rentals/Leases	-	0.00%
331 Pupil Transportation - Contracted	-	0.00%
332 Travel Reimbursement	-	0.00%
333 Field Trips	-	0.00%
341 Telephone	-	0.00%
342 Postage	-	0.00%
343 Telecommunications Services	-	0.00%
344 Mobile Communication Costs	-	0.00%
351 Tuition Reimbursements	-	0.00%
352 Employee Education Reimbursement	-	0.00%
353 Certification/Licensing Fees	-	0.00%
Subtotal:	\$ -	0.00%
Supplies & Materials		
411 Supplies and Materials	\$ -	0.00%
413 Other Textbooks	-	0.00%
414 Library Books	-	0.00%
418 Computer Software and Supplies	-	0.00%
421 Fuel for Facilities	-	0.00%
422 Repair Parts, Materials & Labor	-	0.00%
423 Gas/Diesel Fuel	-	0.00%
424 Oil	-	0.00%
425 Tires and Tubes	-	0.00%
451 Food Purchase	-	0.00%
459 Other Food Purchases	-	0.00%
461 Furniture and Equipment	-	0.00%
462 Computer Equipment	-	0.00%
471 Sales and Use Tax Expense	-	0.00%
472 Sales and Use Tax Refund	-	0.00%
Subtotal:	\$ -	0.00%

LEA 111 - Asheville City Schools

PRC 001 - Classroom Teachers

Fiscal Year 2015-2016 District Expenditures by LEA and Object Code as of 6/30/2016

Object Category/Object Code Description	Annual Expenditures	%
Capital Outlay		
541 Purchase of Equipment	-	0.00%
542 Purchase of Computer Hardware	-	0.00%
551 Purchase of Vehicles	-	0.00%
552 License and Title Fees	-	0.00%
Subtotal:	\$ -	0.00%
Other		
361 Membership Dues and Fees	\$ -	0.00%
363 Assessments/Penalties	-	0.00%
371 Liability Insurance	-	0.00%
372 Vehicle Liability Insurance	-	0.00%
373 Property Insurance	-	0.00%
378 Scholastic Accident Insurance	-	0.00%
379 Other Insurance & Judgments	-	0.00%
715 Transfers to Multiple Enterprise Fund	\$ -	0.00%
Subtotal:	\$ -	0.00%
Grand Total:	\$ 12,306,036	100.00%



LEA 111 - Asheville City Schools

PRC 002 - Central Office Administration

Fiscal Year 2015-2016 District Expenditures by LEA and Object Code as of 6/30/2016

Object Category/Object Code Description	Annual Expenditures	%
Salary		
111 Superintendent	\$ 117,420	23.22%
112 Associate & Deputy Superintendent	-	0.00%
113 Director and/or Supervisor	178,165	35.24%
114 Classified Principal/Headmaster	-	0.00%
115 Finance Officer	97,812	19.35%
116 Assistant Principal (Non-teaching)	-	0.00%
117 Other Assistant Principal Assignment	-	0.00%
118 Assistant Superintendent	-	0.00%
121 Teacher	-	0.00%
122 Interim Teacher – (Paid at Non-certified Rate)	-	0.00%
123 JROTC Teacher	-	0.00%
124 Foreign Exchange (VIF)	-	0.00%
125 New Teacher Orientation	-	0.00%
126 Extended Contracts	-	0.00%
127 Master Teacher	-	0.00%
129 Above the Scale Salary	-	0.00%
131 Instructional Support I - Regular Scale	-	0.00%
132 Instructional Support II - Advanced Scale	-	0.00%
133 Psychologists	-	0.00%
134 Teacher Mentor	-	0.00%
135 Instructional Facilitators	-	0.00%
141 Teacher Assistant - Other	-	0.00%
142 Teacher Assistant - NCLB	-	0.00%
143 Tutor	-	0.00%
144 Interpreter/Brailist/Translator	-	0.00%
145 Therapist	-	0.00%
146 Specialist (School-Based)	-	0.00%
147 Monitors	-	0.00%
148 Non-Certified Instructor	-	0.00%
149 School Resource Officer	-	0.00%
151 Office Support	-	0.00%
152 Technician	-	0.00%
153 Administrative Specialist (Central Support)	-	0.00%
162 Substitute Pay - Regular Absence	-	0.00%
163 Substitute Pay - Staff Development	-	0.00%
164 Substitute Pay - Full-Time Non-Certified	-	0.00%
165 Substitute Pay - Non-Teaching	-	0.00%
166 Teacher Assistant Pay - Staff Development	-	0.00%
167 Teacher Assistant Pay - Regular Absence	-	0.00%
171 Driver	-	0.00%
172 Driver Overtime	-	0.00%
173 Custodian	-	0.00%
174 Cafeteria Workers	-	0.00%
175 Skilled Trades	-	0.00%
176 Manager	-	0.00%
177 Work Study Student	-	0.00%
181 Supplementary Pay	-	0.00%
180 Bonus Pay (Not Subject to Retirement)	-	0.00%
182 Employee Allowances Taxable	-	0.00%
183 Bonus Pay	-	0.00%
187 Salary Differential (Military, Local, ...)	-	0.00%
191 Curriculum Development Pay	-	0.00%
192 Additional Responsibility Stipend	-	0.00%
193 Mentor Pay	-	0.00%
194 State-Designated Stipend	-	0.00%
196 Staff Development Participant Pay	-	0.00%
197 Staff Development Instructor	-	0.00%
198 Tutorial Pay	-	0.00%
199 Overtime Pay	-	0.00%
Subtotal:	\$ 393,397	77.81%

LEA 111 - Asheville City Schools

PRC 002 - Central Office Administration

Fiscal Year 2015-2016 District Expenditures by LEA and Object Code as of 6/30/2016

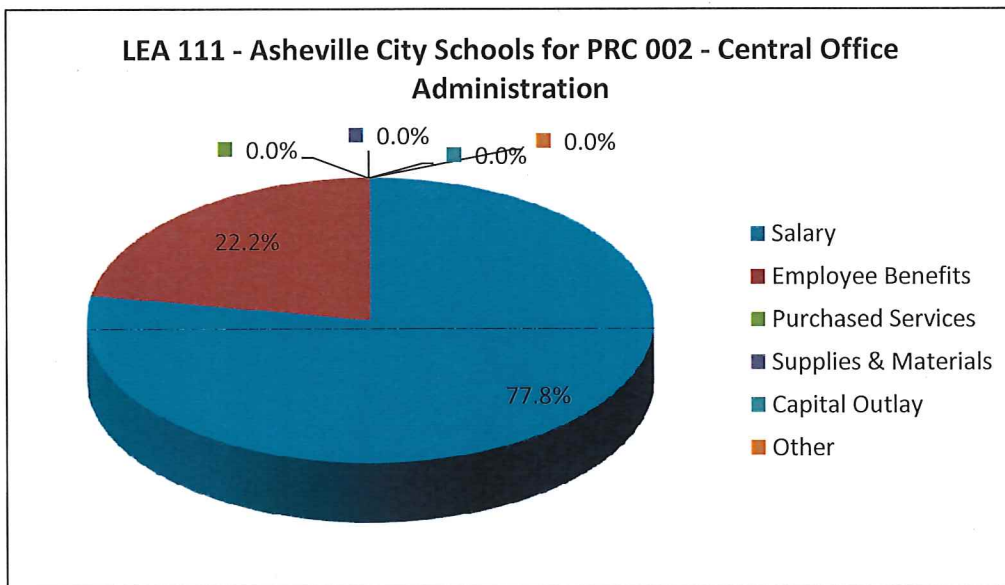
Object Category/Object Code Description	Annual Expenditures	%
Employee Benefits		
211 Employer's Social Security - Regular	\$ 26,983	5.34%
221 Employer's Retirement - Regular	60,268	11.92%
229 Other Retirement Cost	-	0.00%
231 Employer's Hospitalization Insurance	24,928	4.93%
232 Employer's Workers' Comp Insurance	-	0.00%
233 Employer's Unemployment Insurance	-	0.00%
184 Longevity Pay	-	0.00%
185 Bonus Leave Pay	-	0.00%
186 Short Term Disability Pay	-	0.00%
188 Annual Leave Pay	-	0.00%
189 Short Term Disability Pay – First Six Months	-	0.00%
Subtotal:	\$ 112,180	22.19%
Purchased Services		
311 Contracted Services	\$ -	0.00%
312 Workshop Expenses/Allowable Travel	-	0.00%
313 Advertising Cost	-	0.00%
314 Printing and Binding Fees	-	0.00%
315 Reproduction Costs	-	0.00%
317 Psychological Contract Services	-	0.00%
318 Speech and Language Contracted Services	-	0.00%
319 Other Professional/Technical Services	-	0.00%
321 Public Utilities - Electric Services	-	0.00%
322 Public Utilities - Natural Gas	-	0.00%
323 Public Utilities - Water/Sewer	-	0.00%
324 Waste Management	-	0.00%
326 Contracted Repairs - Equipment	-	0.00%
327 Rentals/Leases	-	0.00%
331 Pupil Transportation - Contracted	-	0.00%
332 Travel Reimbursement	-	0.00%
333 Field Trips	-	0.00%
341 Telephone	-	0.00%
342 Postage	-	0.00%
343 Telecommunications Services	-	0.00%
344 Mobile Communication Costs	-	0.00%
351 Tuition Reimbursements	-	0.00%
352 Employee Education Reimbursement	-	0.00%
353 Certification/Licensing Fees	-	0.00%
Subtotal:	\$ -	0.00%
Supplies & Materials		
411 Supplies and Materials	\$ -	0.00%
413 Other Textbooks	-	0.00%
414 Library Books	-	0.00%
418 Computer Software and Supplies	-	0.00%
421 Fuel for Facilities	-	0.00%
422 Repair Parts, Materials & Labor	-	0.00%
423 Gas/Diesel Fuel	-	0.00%
424 Oil	-	0.00%
425 Tires and Tubes	-	0.00%
451 Food Purchase	-	0.00%
459 Other Food Purchases	-	0.00%
461 Furniture and Equipment	-	0.00%
462 Computer Equipment	-	0.00%
471 Sales and Use Tax Expense	-	0.00%
472 Sales and Use Tax Refund	-	0.00%
Subtotal:	\$ -	0.00%

LEA 111 - Asheville City Schools

PRC 002 - Central Office Administration

Fiscal Year 2015-2016 District Expenditures by LEA and Object Code as of 6/30/2016

Object Category/Object Code Description	Annual Expenditures	%
Capital Outlay		
541 Purchase of Equipment	-	0.00%
542 Purchase of Computer Hardware	-	0.00%
551 Purchase of Vehicles	-	0.00%
552 License and Title Fees	-	0.00%
Subtotal:	\$ -	0.00%
Other		
361 Membership Dues and Fees	\$ -	0.00%
363 Assessments/Penalties	-	0.00%
371 Liability Insurance	-	0.00%
372 Vehicle Liability Insurance	-	0.00%
373 Property Insurance	-	0.00%
378 Scholastic Accident Insurance	-	0.00%
379 Other Insurance & Judgments	-	0.00%
715 Transfers to Multiple Enterprise Fund	\$ -	0.00%
Subtotal:	\$ -	0.00%
Grand Total:	\$ 505,577	100.00%



LEA 111 - Asheville City Schools

PRC 003 - Non-Instructional Support Personnel

Fiscal Year 2015-2016 District Expenditures by LEA and Object Code as of 6/30/2016

Object Category/Object Code Description	Annual Expenditures	%
Salary		
111 Superintendent	\$ -	0.00%
112 Associate & Deputy Superintendent	-	0.00%
113 Director and/or Supervisor	-	0.00%
114 Classified Principal/Headmaster	-	0.00%
115 Finance Officer	-	0.00%
116 Assistant Principal (Non-teaching)	-	0.00%
117 Other Assistant Principal Assignment	-	0.00%
118 Assistant Superintendent	-	0.00%
121 Teacher	-	0.00%
122 Interim Teacher – (Paid at Non-certified Rate)	-	0.00%
123 JROTC Teacher	-	0.00%
124 Foreign Exchange (VIF)	-	0.00%
125 New Teacher Orientation	-	0.00%
126 Extended Contracts	-	0.00%
127 Master Teacher	-	0.00%
129 Above the Scale Salary	-	0.00%
131 Instructional Support I - Regular Scale	-	0.00%
132 Instructional Support II - Advanced Scale	-	0.00%
133 Psychologists	-	0.00%
134 Teacher Mentor	-	0.00%
135 Instructional Facilitators	-	0.00%
141 Teacher Assistant - Other	-	0.00%
142 Teacher Assistant - NCLB	-	0.00%
143 Tutor	-	0.00%
144 Interpreter/Brailist/Translator	-	0.00%
145 Therapist	-	0.00%
146 Specialist (School-Based)	-	0.00%
147 Monitors	-	0.00%
148 Non-Certified Instructor	-	0.00%
149 School Resource Officer	-	0.00%
151 Office Support	532,037	48.22%
152 Technician	-	0.00%
153 Administrative Specialist (Central Support)	-	0.00%
162 Substitute Pay - Regular Absence	131,940	11.96%
163 Substitute Pay - Staff Development	-	0.00%
164 Substitute Pay - Full-Time Non-Certified	-	0.00%
165 Substitute Pay - Non-Teaching	-	0.00%
166 Teacher Assistant Pay - Staff Development	-	0.00%
167 Teacher Assistant Pay - Regular Absence	-	0.00%
171 Driver	-	0.00%
172 Driver Overtime	-	0.00%
173 Custodian	158,120	14.33%
174 Cafeteria Workers	-	0.00%
175 Skilled Trades	-	0.00%
176 Manager	-	0.00%
177 Work Study Student	-	0.00%
181 Supplementary Pay	-	0.00%
180 Bonus Pay (Not Subject to Retirement)	-	0.00%
182 Employee Allowances Taxable	-	0.00%
183 Bonus Pay	-	0.00%
187 Salary Differential (Military, Local, ...)	-	0.00%
191 Curriculum Development Pay	-	0.00%
192 Additional Responsibility Stipend	-	0.00%
193 Mentor Pay	-	0.00%
194 State-Designated Stipend	-	0.00%
196 Staff Development Participant Pay	-	0.00%
197 Staff Development Instructor	-	0.00%
198 Tutorial Pay	-	0.00%
199 Overtime Pay	140	0.01%
Subtotal: \$	822,237	74.52%

LEA 111 - Asheville City Schools

PRC 003 - Non-Instructional Support Personnel

Fiscal Year 2015-2016 District Expenditures by LEA and Object Code as of 6/30/2016

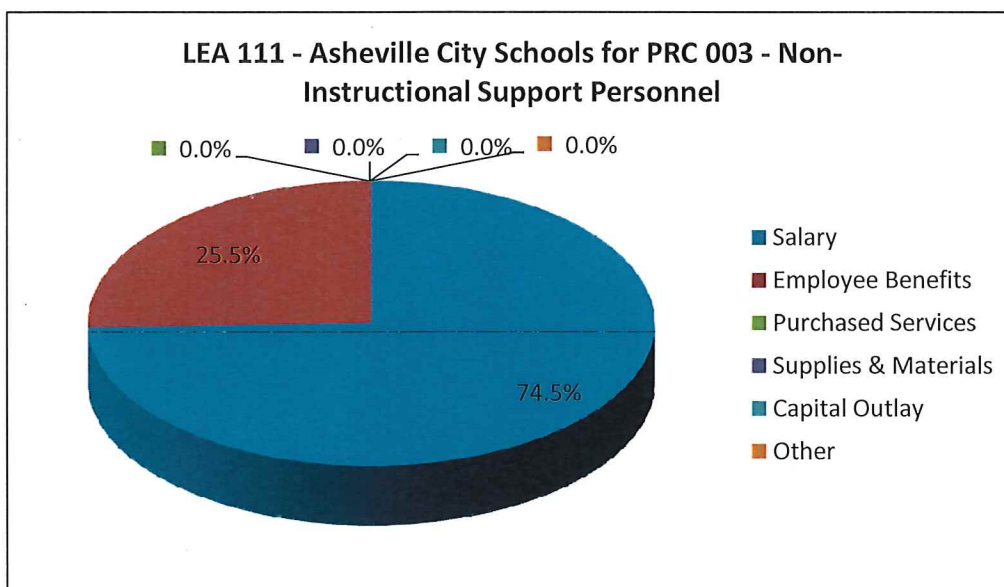
Object Category/Object Code Description	Annual Expenditures	%
Employee Benefits		
211 Employer's Social Security - Regular	\$ 60,039	5.44%
221 Employer's Retirement - Regular	106,921	9.69%
229 Other Retirement Cost	-	0.00%
231 Employer's Hospitalization Insurance	114,111	10.34%
232 Employer's Workers' Comp Insurance	-	0.00%
233 Employer's Unemployment Insurance	-	0.00%
184 Longevity Pay	-	0.00%
185 Bonus Leave Pay	-	0.00%
186 Short Term Disability Pay	-	0.00%
188 Annual Leave Pay	-	0.00%
189 Short Term Disability Pay – First Six Months	-	0.00%
Subtotal:	\$ 281,071	25.48%
Purchased Services		
311 Contracted Services	\$ -	0.00%
312 Workshop Expenses/Allowable Travel	-	0.00%
313 Advertising Cost	-	0.00%
314 Printing and Binding Fees	-	0.00%
315 Reproduction Costs	-	0.00%
317 Psychological Contract Services	-	0.00%
318 Speech and Language Contracted Services	-	0.00%
319 Other Professional/Technical Services	-	0.00%
321 Public Utilities - Electric Services	-	0.00%
322 Public Utilities - Natural Gas	-	0.00%
323 Public Utilities - Water/Sewer	-	0.00%
324 Waste Management	-	0.00%
326 Contracted Repairs - Equipment	-	0.00%
327 Rentals/Leases	-	0.00%
331 Pupil Transportation - Contracted	-	0.00%
332 Travel Reimbursement	-	0.00%
333 Field Trips	-	0.00%
341 Telephone	-	0.00%
342 Postage	-	0.00%
343 Telecommunications Services	-	0.00%
344 Mobile Communication Costs	-	0.00%
351 Tuition Reimbursements	-	0.00%
352 Employee Education Reimbursement	-	0.00%
353 Certification/Licensing Fees	-	0.00%
Subtotal:	\$ -	0.00%
Supplies & Materials		
411 Supplies and Materials	\$ -	0.00%
413 Other Textbooks	-	0.00%
414 Library Books	-	0.00%
418 Computer Software and Supplies	-	0.00%
421 Fuel for Facilities	-	0.00%
422 Repair Parts, Materials & Labor	-	0.00%
423 Gas/Diesel Fuel	-	0.00%
424 Oil	-	0.00%
425 Tires and Tubes	-	0.00%
451 Food Purchase	-	0.00%
459 Other Food Purchases	-	0.00%
461 Furniture and Equipment	-	0.00%
462 Computer Equipment	-	0.00%
471 Sales and Use Tax Expense	-	0.00%
472 Sales and Use Tax Refund	-	0.00%
Subtotal:	\$ -	0.00%

LEA 111 - Asheville City Schools

PRC 003 - Non-Instructional Support Personnel

Fiscal Year 2015-2016 District Expenditures by LEA and Object Code as of 6/30/2016

Object Category/Object Code Description	Annual Expenditures	%
Capital Outlay		
541 Purchase of Equipment	-	0.00%
542 Purchase of Computer Hardware	-	0.00%
551 Purchase of Vehicles	-	0.00%
552 License and Title Fees	-	0.00%
Subtotal:	\$ -	0.00%
Other		
361 Membership Dues and Fees	\$ -	0.00%
363 Assessments/Penalties	-	0.00%
371 Liability Insurance	-	0.00%
372 Vehicle Liability Insurance	-	0.00%
373 Property Insurance	-	0.00%
378 Scholastic Accident Insurance	-	0.00%
379 Other Insurance & Judgments	-	0.00%
715 Transfers to Multiple Enterprise Fund	\$ -	0.00%
Subtotal:	\$ -	0.00%
Grand Total:	\$ 1,103,308	100.00%



LEA 111 - Asheville City Schools

PRC 005 - School Building Administration

Fiscal Year 2015-2016 District Expenditures by LEA and Object Code as of 6/30/2016

Object Category/Object Code Description	Annual Expenditures	%
Salary		
111 Superintendent	\$ -	0.00%
112 Associate & Deputy Superintendent	-	0.00%
113 Director and/or Supervisor	-	0.00%
114 Classified Principal/Headmaster	442,649	46.55%
115 Finance Officer	-	0.00%
116 Assistant Principal (Non-teaching)	255,862	26.91%
117 Other Assistant Principal Assignment	-	0.00%
118 Assistant Superintendent	-	0.00%
121 Teacher	-	0.00%
122 Interim Teacher – (Paid at Non-certified Rate)	-	0.00%
123 JROTC Teacher	-	0.00%
124 Foreign Exchange (VIF)	-	0.00%
125 New Teacher Orientation	-	0.00%
126 Extended Contracts	-	0.00%
127 Master Teacher	-	0.00%
129 Above the Scale Salary	23,744	2.50%
131 Instructional Support I - Regular Scale	-	0.00%
132 Instructional Support II - Advanced Scale	-	0.00%
133 Psychologists	-	0.00%
134 Teacher Mentor	-	0.00%
135 Instructional Facilitators	-	0.00%
141 Teacher Assistant - Other	-	0.00%
142 Teacher Assistant - NCLB	-	0.00%
143 Tutor	-	0.00%
144 Interpreter/Brailist/Translator	-	0.00%
145 Therapist	-	0.00%
146 Specialist (School-Based)	-	0.00%
147 Monitors	-	0.00%
148 Non-Certified Instructor	-	0.00%
149 School Resource Officer	-	0.00%
151 Office Support	-	0.00%
152 Technician	-	0.00%
153 Administrative Specialist (Central Support)	-	0.00%
162 Substitute Pay - Regular Absence	-	0.00%
163 Substitute Pay - Staff Development	-	0.00%
164 Substitute Pay - Full-Time Non-Certified	-	0.00%
165 Substitute Pay - Non-Teaching	-	0.00%
166 Teacher Assistant Pay - Staff Development	-	0.00%
167 Teacher Assistant Pay - Regular Absence	-	0.00%
171 Driver	-	0.00%
172 Driver Overtime	-	0.00%
173 Custodian	-	0.00%
174 Cafeteria Workers	-	0.00%
175 Skilled Trades	-	0.00%
176 Manager	-	0.00%
177 Work Study Student	-	0.00%
181 Supplementary Pay	-	0.00%
180 Bonus Pay (Not Subject to Retirement)	-	0.00%
182 Employee Allowances Taxable	-	0.00%
183 Bonus Pay	-	0.00%
187 Salary Differential (Military, Local, ...)	-	0.00%
191 Curriculum Development Pay	-	0.00%
192 Additional Responsibility Stipend	-	0.00%
193 Mentor Pay	-	0.00%
194 State-Designated Stipend	-	0.00%
196 Staff Development Participant Pay	-	0.00%
197 Staff Development Instructor	-	0.00%
198 Tutorial Pay	-	0.00%
199 Overtime Pay	-	0.00%
Subtotal: \$	722,255	75.95%

LEA 111 - Asheville City Schools

PRC 005 - School Building Administration

Fiscal Year 2015-2016 District Expenditures by LEA and Object Code as of 6/30/2016

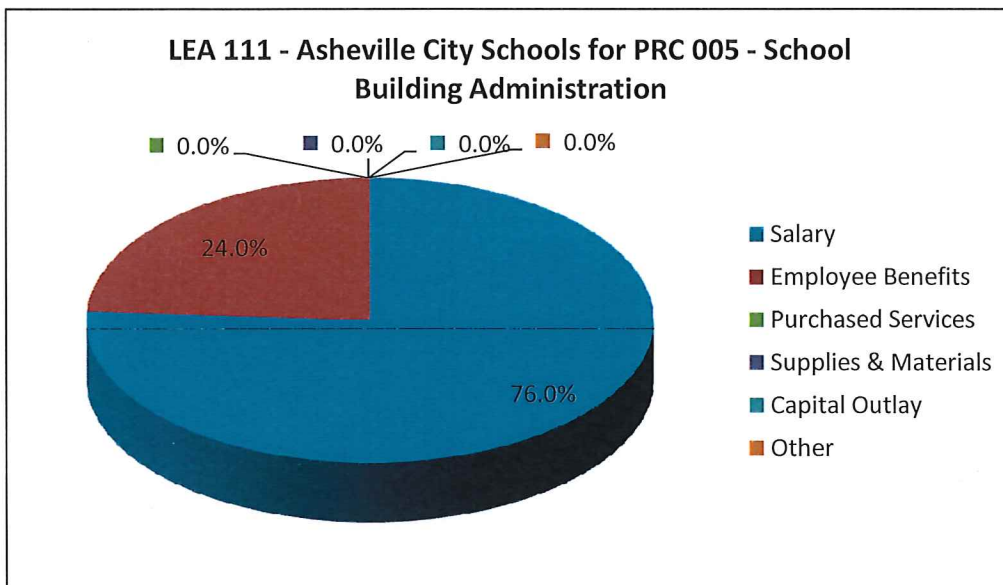
Object Category/Object Code Description	Annual Expenditures	%
<i>Employee Benefits</i>		
211 Employer's Social Security - Regular	\$ 52,427	5.51%
221 Employer's Retirement - Regular	110,417	11.61%
229 Other Retirement Cost	-	0.00%
231 Employer's Hospitalization Insurance	65,849	6.92%
232 Employer's Workers' Comp Insurance	-	0.00%
233 Employer's Unemployment Insurance	-	0.00%
184 Longevity Pay	-	0.00%
185 Bonus Leave Pay	-	0.00%
186 Short Term Disability Pay	-	0.00%
188 Annual Leave Pay	-	0.00%
189 Short Term Disability Pay – First Six Months	-	0.00%
Subtotal:	\$ 228,693	24.05%
<i>Purchased Services</i>		
311 Contracted Services	\$ -	0.00%
312 Workshop Expenses/Allowable Travel	-	0.00%
313 Advertising Cost	-	0.00%
314 Printing and Binding Fees	-	0.00%
315 Reproduction Costs	-	0.00%
317 Psychological Contract Services	-	0.00%
318 Speech and Language Contracted Services	-	0.00%
319 Other Professional/Technical Services	-	0.00%
321 Public Utilities - Electric Services	-	0.00%
322 Public Utilities - Natural Gas	-	0.00%
323 Public Utilities - Water/Sewer	-	0.00%
324 Waste Management	-	0.00%
326 Contracted Repairs - Equipment	-	0.00%
327 Rentals/Leases	-	0.00%
331 Pupil Transportation - Contracted	-	0.00%
332 Travel Reimbursement	-	0.00%
333 Field Trips	-	0.00%
341 Telephone	-	0.00%
342 Postage	-	0.00%
343 Telecommunications Services	-	0.00%
344 Mobile Communication Costs	-	0.00%
351 Tuition Reimbursements	-	0.00%
352 Employee Education Reimbursement	-	0.00%
353 Certification/Licensing Fees	-	0.00%
Subtotal:	\$ -	0.00%
<i>Supplies & Materials</i>		
411 Supplies and Materials	\$ -	0.00%
413 Other Textbooks	-	0.00%
414 Library Books	-	0.00%
418 Computer Software and Supplies	-	0.00%
421 Fuel for Facilities	-	0.00%
422 Repair Parts, Materials & Labor	-	0.00%
423 Gas/Diesel Fuel	-	0.00%
424 Oil	-	0.00%
425 Tires and Tubes	-	0.00%
451 Food Purchase	-	0.00%
459 Other Food Purchases	-	0.00%
461 Furniture and Equipment	-	0.00%
462 Computer Equipment	-	0.00%
471 Sales and Use Tax Expense	-	0.00%
472 Sales and Use Tax Refund	-	0.00%
Subtotal:	\$ -	0.00%

LEA 111 - Asheville City Schools

PRC 005 - School Building Administration

Fiscal Year 2015-2016 District Expenditures by LEA and Object Code as of 6/30/2016

Object Category/Object Code Description		Annual Expenditures	%
Capital Outlay			
541	Purchase of Equipment	-	0.00%
542	Purchase of Computer Hardware	-	0.00%
551	Purchase of Vehicles	-	0.00%
552	License and Title Fees	-	0.00%
Subtotal:		\$ -	0.00%
Other			
361	Membership Dues and Fees	\$ -	0.00%
363	Assessments/Penalties	-	0.00%
371	Liability Insurance	-	0.00%
372	Vehicle Liability Insurance	-	0.00%
373	Property Insurance	-	0.00%
378	Scholastic Accident Insurance	-	0.00%
379	Other Insurance & Judgments	-	0.00%
715	Transfers to Multiple Enterprise Fund	\$ -	0.00%
Subtotal:		\$ -	0.00%
Grand Total:		\$ 950,948	100.00%



LEA 111 - Asheville City Schools

PRC 007 - Instructional Support

Fiscal Year 2015-2016 District Expenditures by LEA and Object Code as of 6/30/2016

Object Category/Object Code Description	Annual Expenditures	%
Salary		
111 Superintendent	\$ -	0.00%
112 Associate & Deputy Superintendent	-	0.00%
113 Director and/or Supervisor	-	0.00%
114 Classified Principal/Headmaster	-	0.00%
115 Finance Officer	-	0.00%
116 Assistant Principal (Non-teaching)	-	0.00%
117 Other Assistant Principal Assignment	-	0.00%
118 Assistant Superintendent	-	0.00%
121 Teacher	-	0.00%
122 Interim Teacher – (Paid at Non-certified Rate)	-	0.00%
123 JROTC Teacher	-	0.00%
124 Foreign Exchange (VIF)	-	0.00%
125 New Teacher Orientation	-	0.00%
126 Extended Contracts	-	0.00%
127 Master Teacher	-	0.00%
129 Above the Scale Salary	5,752	0.44%
131 Instructional Support I - Regular Scale	594,205	45.05%
132 Instructional Support II - Advanced Scale	-	0.00%
133 Psychologists	-	0.00%
134 Teacher Mentor	-	0.00%
135 Instructional Facilitators	388,112	29.43%
141 Teacher Assistant - Other	-	0.00%
142 Teacher Assistant - NCLB	-	0.00%
143 Tutor	-	0.00%
144 Interpreter/Brailist/Translator	-	0.00%
145 Therapist	-	0.00%
146 Specialist (School-Based)	-	0.00%
147 Monitors	-	0.00%
148 Non-Certified Instructor	-	0.00%
149 School Resource Officer	-	0.00%
151 Office Support	-	0.00%
152 Technician	-	0.00%
153 Administrative Specialist (Central Support)	-	0.00%
162 Substitute Pay - Regular Absence	-	0.00%
163 Substitute Pay - Staff Development	-	0.00%
164 Substitute Pay - Full-Time Non-Certified	-	0.00%
165 Substitute Pay - Non-Teaching	-	0.00%
166 Teacher Assistant Pay - Staff Development	-	0.00%
167 Teacher Assistant Pay - Regular Absence	-	0.00%
171 Driver	-	0.00%
172 Driver Overtime	-	0.00%
173 Custodian	-	0.00%
174 Cafeteria Workers	-	0.00%
175 Skilled Trades	-	0.00%
176 Manager	-	0.00%
177 Work Study Student	-	0.00%
181 Supplementary Pay	-	0.00%
180 Bonus Pay (Not Subject to Retirement)	-	0.00%
182 Employee Allowances Taxable	-	0.00%
183 Bonus Pay	-	0.00%
187 Salary Differential (Military, Local, ...)	-	0.00%
191 Curriculum Development Pay	-	0.00%
192 Additional Responsibility Stipend	-	0.00%
193 Mentor Pay	-	0.00%
194 State-Designated Stipend	-	0.00%
196 Staff Development Participant Pay	-	0.00%
197 Staff Development Instructor	-	0.00%
198 Tutorial Pay	-	0.00%
199 Overtime Pay	-	0.00%
Subtotal: \$	988,068	74.92%

LEA 111 - Asheville City Schools

PRC 007 - Instructional Support

Fiscal Year 2015-2016 District Expenditures by LEA and Object Code as of 6/30/2016

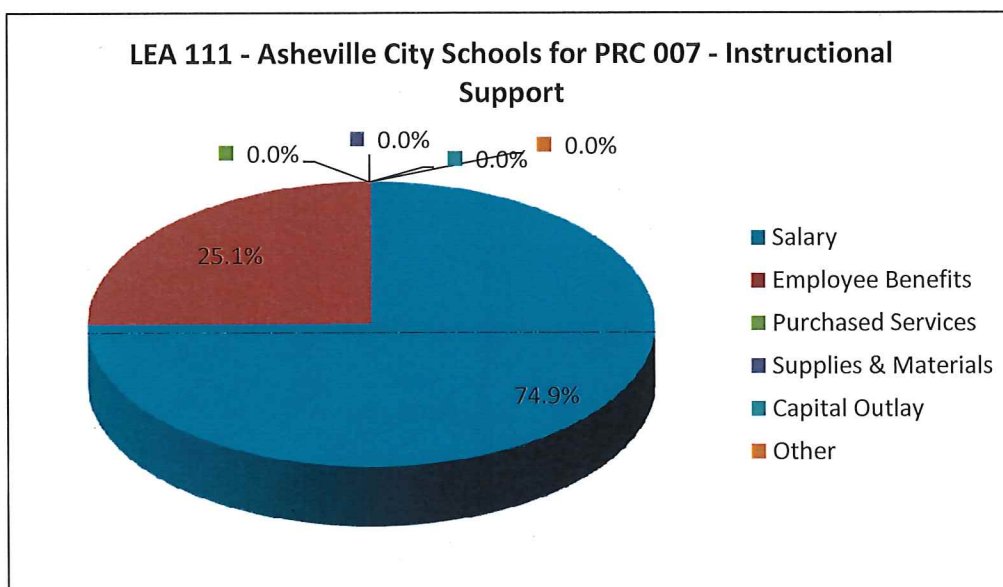
Object Category/Object Code Description	Annual Expenditures	%
Employee Benefits		
211 Employer's Social Security - Regular	\$ 72,339	5.48%
221 Employer's Retirement - Regular	151,360	11.48%
229 Other Retirement Cost	-	0.00%
231 Employer's Hospitalization Insurance	107,092	8.12%
232 Employer's Workers' Comp Insurance	-	0.00%
233 Employer's Unemployment Insurance	-	0.00%
184 Longevity Pay	-	0.00%
185 Bonus Leave Pay	-	0.00%
186 Short Term Disability Pay	-	0.00%
188 Annual Leave Pay	-	0.00%
189 Short Term Disability Pay – First Six Months	-	0.00%
Subtotal:	\$ 330,791	25.08%
Purchased Services		
311 Contracted Services	\$ -	0.00%
312 Workshop Expenses/Allowable Travel	-	0.00%
313 Advertising Cost	-	0.00%
314 Printing and Binding Fees	-	0.00%
315 Reproduction Costs	-	0.00%
317 Psychological Contract Services	-	0.00%
318 Speech and Language Contracted Services	-	0.00%
319 Other Professional/Technical Services	-	0.00%
321 Public Utilities - Electric Services	-	0.00%
322 Public Utilities - Natural Gas	-	0.00%
323 Public Utilities - Water/Sewer	-	0.00%
324 Waste Management	-	0.00%
326 Contracted Repairs - Equipment	-	0.00%
327 Rentals/Leases	-	0.00%
331 Pupil Transportation - Contracted	-	0.00%
332 Travel Reimbursement	-	0.00%
333 Field Trips	-	0.00%
341 Telephone	-	0.00%
342 Postage	-	0.00%
343 Telecommunications Services	-	0.00%
344 Mobile Communication Costs	-	0.00%
351 Tuition Reimbursements	-	0.00%
352 Employee Education Reimbursement	-	0.00%
353 Certification/Licensing Fees	-	0.00%
Subtotal:	\$ -	0.00%
Supplies & Materials		
411 Supplies and Materials	\$ -	0.00%
413 Other Textbooks	-	0.00%
414 Library Books	-	0.00%
418 Computer Software and Supplies	-	0.00%
421 Fuel for Facilities	-	0.00%
422 Repair Parts, Materials & Labor	-	0.00%
423 Gas/Diesel Fuel	-	0.00%
424 Oil	-	0.00%
425 Tires and Tubes	-	0.00%
451 Food Purchase	-	0.00%
459 Other Food Purchases	-	0.00%
461 Furniture and Equipment	-	0.00%
462 Computer Equipment	-	0.00%
471 Sales and Use Tax Expense	-	0.00%
472 Sales and Use Tax Refund	-	0.00%
Subtotal:	\$ -	0.00%

LEA 111 - Asheville City Schools

PRC 007 - Instructional Support

Fiscal Year 2015-2016 District Expenditures by LEA and Object Code as of 6/30/2016

Object Category/Object Code Description	Annual Expenditures	%
Capital Outlay		
541 Purchase of Equipment	-	0.00%
542 Purchase of Computer Hardware	-	0.00%
551 Purchase of Vehicles	-	0.00%
552 License and Title Fees	-	0.00%
Subtotal:	\$ -	0.00%
Other		
361 Membership Dues and Fees	\$ -	0.00%
363 Assessments/Penalties	-	0.00%
371 Liability Insurance	-	0.00%
372 Vehicle Liability Insurance	-	0.00%
373 Property Insurance	-	0.00%
378 Scholastic Accident Insurance	-	0.00%
379 Other Insurance & Judgments	-	0.00%
715 Transfers to Multiple Enterprise Fund	\$ -	0.00%
Subtotal:	\$ -	0.00%
Grand Total:	\$ 1,318,860	100.00%



LEA 111 - Asheville City Schools

PRC 009 - Non-Contributory Employee Benefits

Fiscal Year 2015-2016 District Expenditures by LEA and Object Code as of 6/30/2016

Object Category/Object Code Description	Annual Expenditures	%
Salary		
111 Superintendent	\$ -	0.00%
112 Associate & Deputy Superintendent	-	0.00%
113 Director and/or Supervisor	-	0.00%
114 Classified Principal/Headmaster	-	0.00%
115 Finance Officer	-	0.00%
116 Assistant Principal (Non-teaching)	-	0.00%
117 Other Assistant Principal Assignment	-	0.00%
118 Assistant Superintendent	-	0.00%
121 Teacher	-	0.00%
122 Interim Teacher – (Paid at Non-certified Rate)	-	0.00%
123 JROTC Teacher	-	0.00%
124 Foreign Exchange (VIF)	-	0.00%
125 New Teacher Orientation	-	0.00%
126 Extended Contracts	-	0.00%
127 Master Teacher	-	0.00%
129 Above the Scale Salary	-	0.00%
131 Instructional Support I - Regular Scale	-	0.00%
132 Instructional Support II - Advanced Scale	-	0.00%
133 Psychologists	-	0.00%
134 Teacher Mentor	-	0.00%
135 Instructional Facilitators	-	0.00%
141 Teacher Assistant - Other	-	0.00%
142 Teacher Assistant - NCLB	-	0.00%
143 Tutor	-	0.00%
144 Interpreter/Brailist/Translator	-	0.00%
145 Therapist	-	0.00%
146 Specialist (School-Based)	-	0.00%
147 Monitors	-	0.00%
148 Non-Certified Instructor	-	0.00%
149 School Resource Officer	-	0.00%
151 Office Support	-	0.00%
152 Technician	-	0.00%
153 Administrative Specialist (Central Support)	-	0.00%
162 Substitute Pay - Regular Absence	-	0.00%
163 Substitute Pay - Staff Development	-	0.00%
164 Substitute Pay - Full-Time Non-Certified	-	0.00%
165 Substitute Pay - Non-Teaching	-	0.00%
166 Teacher Assistant Pay - Staff Development	-	0.00%
167 Teacher Assistant Pay - Regular Absence	-	0.00%
171 Driver	-	0.00%
172 Driver Overtime	-	0.00%
173 Custodian	-	0.00%
174 Cafeteria Workers	-	0.00%
175 Skilled Trades	-	0.00%
176 Manager	-	0.00%
177 Work Study Student	-	0.00%
181 Supplementary Pay	-	0.00%
180 Bonus Pay (Not Subject to Retirement)	-	0.00%
182 Employee Allowances Taxable	-	0.00%
183 Bonus Pay	-	0.00%
187 Salary Differential (Military, Local, ...)	-	0.00%
191 Curriculum Development Pay	-	0.00%
192 Additional Responsibility Stipend	-	0.00%
193 Mentor Pay	-	0.00%
194 State-Designated Stipend	-	0.00%
196 Staff Development Participant Pay	-	0.00%
197 Staff Development Instructor	-	0.00%
198 Tutorial Pay	-	0.00%
199 Overtime Pay	-	0.00%
Subtotal:	\$ -	0.00%

LEA 111 - Asheville City Schools

PRC 009 - Non-Contributory Employee Benefits

Fiscal Year 2015-2016 District Expenditures by LEA and Object Code as of 6/30/2016

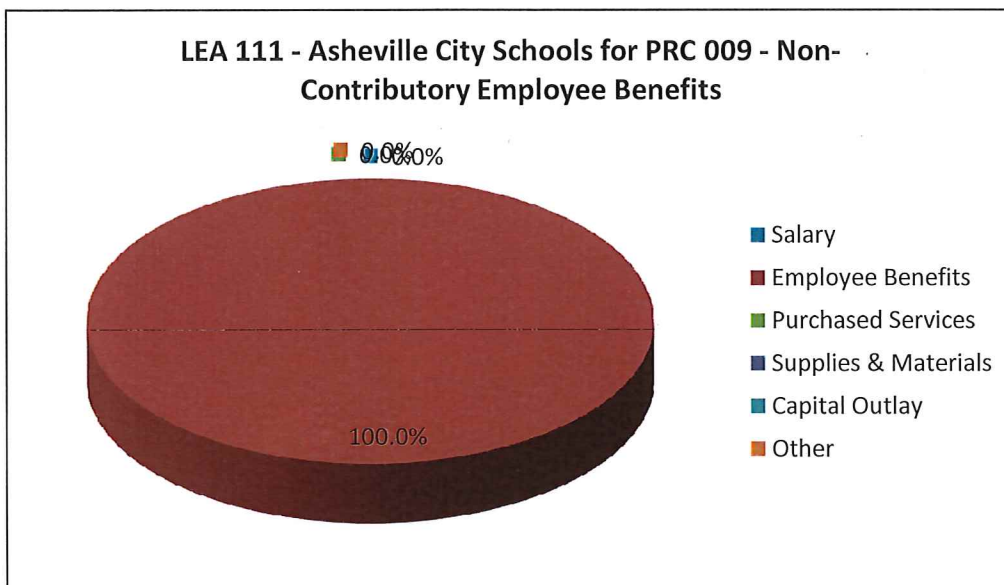
Object Category/Object Code Description	Annual Expenditures	%
Employee Benefits		
211 Employer's Social Security - Regular	\$ 15,051	6.27%
221 Employer's Retirement - Regular	29,935	12.47%
229 Other Retirement Cost	-	0.00%
231 Employer's Hospitalization Insurance	(1,160)	-0.48%
232 Employer's Workers' Comp Insurance	-	0.00%
233 Employer's Unemployment Insurance	-	0.00%
184 Longevity Pay	70,715	29.47%
185 Bonus Leave Pay	5,840	2.43%
186 Short Term Disability Pay	(741)	-0.31%
188 Annual Leave Pay	119,046	49.61%
189 Short Term Disability Pay - First Six Months	1,293	0.54%
Subtotal:	\$ 239,979	100.00%
Purchased Services		
311 Contracted Services	\$ -	0.00%
312 Workshop Expenses/Allowable Travel	-	0.00%
313 Advertising Cost	-	0.00%
314 Printing and Binding Fees	-	0.00%
315 Reproduction Costs	-	0.00%
317 Psychological Contract Services	-	0.00%
318 Speech and Language Contracted Services	-	0.00%
319 Other Professional/Technical Services	-	0.00%
321 Public Utilities - Electric Services	-	0.00%
322 Public Utilities - Natural Gas	-	0.00%
323 Public Utilities - Water/Sewer	-	0.00%
324 Waste Management	-	0.00%
326 Contracted Repairs - Equipment	-	0.00%
327 Rentals/Leases	-	0.00%
331 Pupil Transportation - Contracted	-	0.00%
332 Travel Reimbursement	-	0.00%
333 Field Trips	-	0.00%
341 Telephone	-	0.00%
342 Postage	-	0.00%
343 Telecommunications Services	-	0.00%
344 Mobile Communication Costs	-	0.00%
351 Tuition Reimbursements	-	0.00%
352 Employee Education Reimbursement	-	0.00%
353 Certification/Licensing Fees	-	0.00%
Subtotal:	\$ -	0.00%
Supplies & Materials		
411 Supplies and Materials	\$ -	0.00%
413 Other Textbooks	-	0.00%
414 Library Books	-	0.00%
418 Computer Software and Supplies	-	0.00%
421 Fuel for Facilities	-	0.00%
422 Repair Parts, Materials & Labor	-	0.00%
423 Gas/Diesel Fuel	-	0.00%
424 Oil	-	0.00%
425 Tires and Tubes	-	0.00%
451 Food Purchase	-	0.00%
459 Other Food Purchases	-	0.00%
461 Furniture and Equipment	-	0.00%
462 Computer Equipment	-	0.00%
471 Sales and Use Tax Expense	-	0.00%
472 Sales and Use Tax Refund	-	0.00%
Subtotal:	\$ -	0.00%

LEA 111 - Asheville City Schools

PRC 009 - Non-Contributory Employee Benefits

Fiscal Year 2015-2016 District Expenditures by LEA and Object Code as of 6/30/2016

Object Category/Object Code Description	Annual Expenditures	%
Capital Outlay		
541 Purchase of Equipment	-	0.00%
542 Purchase of Computer Hardware	-	0.00%
551 Purchase of Vehicles	-	0.00%
552 License and Title Fees	-	0.00%
Subtotal:	\$ -	0.00%
Other		
361 Membership Dues and Fees	\$ -	0.00%
363 Assessments/Penalties	-	0.00%
371 Liability Insurance	-	0.00%
372 Vehicle Liability Insurance	-	0.00%
373 Property Insurance	-	0.00%
378 Scholastic Accident Insurance	-	0.00%
379 Other Insurance & Judgments	-	0.00%
715 Transfers to Multiple Enterprise Fund	\$ -	0.00%
Subtotal:	\$ -	0.00%
Grand Total:	\$ 239,979	100.00%



LEA 111 - Asheville City Schools

PRC 010 - Waivers for Allotments Converted to Dollars

Fiscal Year 2015-2016 District Expenditures by LEA and Object Code as of 6/30/2016

Object Category/Object Code Description	Annual Expenditures	%
Salary		
111 Superintendent	\$ -	0.00%
112 Associate & Deputy Superintendent	-	0.00%
113 Director and/or Supervisor	-	0.00%
114 Classified Principal/Headmaster	-	0.00%
115 Finance Officer	-	0.00%
116 Assistant Principal (Non-teaching)	-	0.00%
117 Other Assistant Principal Assignment	-	0.00%
118 Assistant Superintendent	-	0.00%
121 Teacher	145,852	73.02%
122 Interim Teacher – (Paid at Non-certified Rate)	-	0.00%
123 JROTC Teacher	-	0.00%
124 Foreign Exchange (VIF)	-	0.00%
125 New Teacher Orientation	-	0.00%
126 Extended Contracts	-	0.00%
127 Master Teacher	-	0.00%
129 Above the Scale Salary	-	0.00%
131 Instructional Support I - Regular Scale	-	0.00%
132 Instructional Support II - Advanced Scale	-	0.00%
133 Psychologists	-	0.00%
134 Teacher Mentor	-	0.00%
135 Instructional Facilitators	-	0.00%
141 Teacher Assistant - Other	-	0.00%
142 Teacher Assistant - NCLB	-	0.00%
143 Tutor	-	0.00%
144 Interpreter/Brailist/Translator	-	0.00%
145 Therapist	-	0.00%
146 Specialist (School-Based)	-	0.00%
147 Monitors	-	0.00%
148 Non-Certified Instructor	-	0.00%
149 School Resource Officer	-	0.00%
151 Office Support	-	0.00%
152 Technician	-	0.00%
153 Administrative Specialist (Central Support)	-	0.00%
162 Substitute Pay - Regular Absence	-	0.00%
163 Substitute Pay - Staff Development	-	0.00%
164 Substitute Pay - Full-Time Non-Certified	-	0.00%
165 Substitute Pay - Non-Teaching	-	0.00%
166 Teacher Assistant Pay - Staff Development	-	0.00%
167 Teacher Assistant Pay - Regular Absence	-	0.00%
171 Driver	-	0.00%
172 Driver Overtime	-	0.00%
173 Custodian	-	0.00%
174 Cafeteria Workers	-	0.00%
175 Skilled Trades	-	0.00%
176 Manager	-	0.00%
177 Work Study Student	-	0.00%
181 Supplementary Pay	-	0.00%
180 Bonus Pay (Not Subject to Retirement)	-	0.00%
182 Employee Allowances Taxable	-	0.00%
183 Bonus Pay	-	0.00%
187 Salary Differential (Military, Local, ...)	-	0.00%
191 Curriculum Development Pay	-	0.00%
192 Additional Responsibility Stipend	-	0.00%
193 Mentor Pay	-	0.00%
194 State-Designated Stipend	-	0.00%
196 Staff Development Participant Pay	-	0.00%
197 Staff Development Instructor	-	0.00%
198 Tutorial Pay	-	0.00%
199 Overtime Pay	-	0.00%
Subtotal:	\$ 145,852	73.02%

LEA 111 - Asheville City Schools

PRC 010 - Waivers for Allotments Converted to Dollars

Fiscal Year 2015-2016 District Expenditures by LEA and Object Code as of 6/30/2016

Object Category/Object Code Description	Annual Expenditures	%
Employee Benefits		
211 Employer's Social Security - Regular	\$ 10,796	5.41%
221 Employer's Retirement - Regular	22,345	11.19%
229 Other Retirement Cost	-	0.00%
231 Employer's Hospitalization Insurance	20,742	10.38%
232 Employer's Workers' Comp Insurance	-	0.00%
233 Employer's Unemployment Insurance	-	0.00%
184 Longevity Pay	-	0.00%
185 Bonus Leave Pay	-	0.00%
186 Short Term Disability Pay	-	0.00%
188 Annual Leave Pay	-	0.00%
189 Short Term Disability Pay - First Six Months	-	0.00%
Subtotal:	\$ 53,883	26.98%
Purchased Services		
311 Contracted Services	\$ -	0.00%
312 Workshop Expenses/Allowable Travel	-	0.00%
313 Advertising Cost	-	0.00%
314 Printing and Binding Fees	-	0.00%
315 Reproduction Costs	-	0.00%
317 Psychological Contract Services	-	0.00%
318 Speech and Language Contracted Services	-	0.00%
319 Other Professional/Technical Services	-	0.00%
321 Public Utilities - Electric Services	-	0.00%
322 Public Utilities - Natural Gas	-	0.00%
323 Public Utilities - Water/Sewer	-	0.00%
324 Waste Management	-	0.00%
326 Contracted Repairs - Equipment	-	0.00%
327 Rentals/Leases	-	0.00%
331 Pupil Transportation - Contracted	-	0.00%
332 Travel Reimbursement	-	0.00%
333 Field Trips	-	0.00%
341 Telephone	-	0.00%
342 Postage	-	0.00%
343 Telecommunications Services	-	0.00%
344 Mobile Communication Costs	-	0.00%
351 Tuition Reimbursements	-	0.00%
352 Employee Education Reimbursement	-	0.00%
353 Certification/Licensing Fees	-	0.00%
Subtotal:	\$ -	0.00%
Supplies & Materials		
411 Supplies and Materials	\$ -	0.00%
413 Other Textbooks	-	0.00%
414 Library Books	-	0.00%
418 Computer Software and Supplies	-	0.00%
421 Fuel for Facilities	-	0.00%
422 Repair Parts, Materials & Labor	-	0.00%
423 Gas/Diesel Fuel	-	0.00%
424 Oil	-	0.00%
425 Tires and Tubes	-	0.00%
451 Food Purchase	-	0.00%
459 Other Food Purchases	-	0.00%
461 Furniture and Equipment	-	0.00%
462 Computer Equipment	-	0.00%
471 Sales and Use Tax Expense	-	0.00%
472 Sales and Use Tax Refund	-	0.00%
Subtotal:	\$ -	0.00%

Updated: July 20, 2016

Printed: 10/3/2016

Page 2 of 3

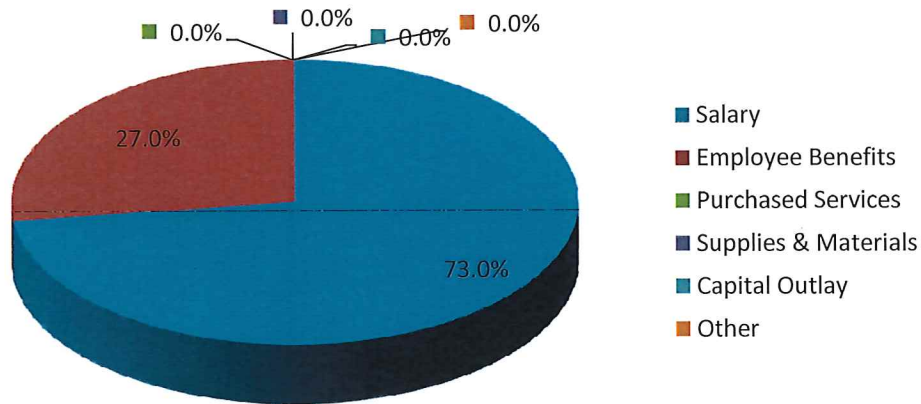
LEA 111 - Asheville City Schools

PRC 010 - Waivers for Allotments Converted to Dollars

Fiscal Year 2015-2016 District Expenditures by LEA and Object Code as of 6/30/2016

Object Category/Object Code Description	Annual Expenditures	%
Capital Outlay		
541 Purchase of Equipment	-	0.00%
542 Purchase of Computer Hardware	-	0.00%
551 Purchase of Vehicles	-	0.00%
552 License and Title Fees	-	0.00%
Subtotal:	\$ -	0.00%
Other		
361 Membership Dues and Fees	\$ -	0.00%
363 Assessments/Penalties	-	0.00%
371 Liability Insurance	-	0.00%
372 Vehicle Liability Insurance	-	0.00%
373 Property Insurance	-	0.00%
378 Scholastic Accident Insurance	-	0.00%
379 Other Insurance & Judgments	-	0.00%
715 Transfers to Multiple Enterprise Fund	\$ -	0.00%
Subtotal:	\$ -	0.00%
Grand Total:	\$ 199,735	100.00%

LEA 111 - Asheville City Schools for PRC 010 - Waivers for Allotments Converted to Dollars



LEA 111 - Asheville City Schools

PRC 012 - Driver Training

Fiscal Year 2015-2016 District Expenditures by LEA and Object Code as of 6/30/2016

Object Category/Object Code Description	Annual Expenditures	%
Salary		
111 Superintendent	\$ -	0.00%
112 Associate & Deputy Superintendent	-	0.00%
113 Director and/or Supervisor	-	0.00%
114 Classified Principal/Headmaster	-	0.00%
115 Finance Officer	-	0.00%
116 Assistant Principal (Non-teaching)	-	0.00%
117 Other Assistant Principal Assignment	-	0.00%
118 Assistant Superintendent	-	0.00%
121 Teacher	-	0.00%
122 Interim Teacher – (Paid at Non-certified Rate)	-	0.00%
123 JROTC Teacher	-	0.00%
124 Foreign Exchange (VIF)	-	0.00%
125 New Teacher Orientation	-	0.00%
126 Extended Contracts	-	0.00%
127 Master Teacher	-	0.00%
129 Above the Scale Salary	-	0.00%
131 Instructional Support I - Regular Scale	-	0.00%
132 Instructional Support II - Advanced Scale	-	0.00%
133 Psychologists	-	0.00%
134 Teacher Mentor	-	0.00%
135 Instructional Facilitators	-	0.00%
141 Teacher Assistant - Other	-	0.00%
142 Teacher Assistant - NCLB	-	0.00%
143 Tutor	-	0.00%
144 Interpreter/Brailist/Translator	-	0.00%
145 Therapist	-	0.00%
146 Specialist (School-Based)	-	0.00%
147 Monitors	-	0.00%
148 Non-Certified Instructor	-	0.00%
149 School Resource Officer	-	0.00%
151 Office Support	-	0.00%
152 Technician	-	0.00%
153 Administrative Specialist (Central Support)	-	0.00%
162 Substitute Pay - Regular Absence	-	0.00%
163 Substitute Pay - Staff Development	-	0.00%
164 Substitute Pay - Full-Time Non-Certified	-	0.00%
165 Substitute Pay - Non-Teaching	-	0.00%
166 Teacher Assistant Pay - Staff Development	-	0.00%
167 Teacher Assistant Pay - Regular Absence	-	0.00%
171 Driver	-	0.00%
172 Driver Overtime	-	0.00%
173 Custodian	-	0.00%
174 Cafeteria Workers	-	0.00%
175 Skilled Trades	-	0.00%
176 Manager	-	0.00%
177 Work Study Student	-	0.00%
181 Supplementary Pay	-	0.00%
180 Bonus Pay (Not Subject to Retirement)	-	0.00%
182 Employee Allowances Taxable	-	0.00%
183 Bonus Pay	-	0.00%
187 Salary Differential (Military, Local, ...)	-	0.00%
191 Curriculum Development Pay	-	0.00%
192 Additional Responsibility Stipend	-	0.00%
193 Mentor Pay	-	0.00%
194 State-Designated Stipend	-	0.00%
196 Staff Development Participant Pay	-	0.00%
197 Staff Development Instructor	-	0.00%
198 Tutorial Pay	-	0.00%
199 Overtime Pay	-	0.00%
Subtotal:	\$ -	0.00%

LEA 111 - Asheville City Schools

PRC 012 - Driver Training

Fiscal Year 2015-2016 District Expenditures by LEA and Object Code as of 6/30/2016

Object Category/Object Code Description	Annual Expenditures	%
Employee Benefits		
211 Employer's Social Security - Regular	\$ -	0.00%
221 Employer's Retirement - Regular	-	0.00%
229 Other Retirement Cost	-	0.00%
231 Employer's Hospitalization Insurance	-	0.00%
232 Employer's Workers' Comp Insurance	-	0.00%
233 Employer's Unemployment Insurance	-	0.00%
184 Longevity Pay	-	0.00%
185 Bonus Leave Pay	-	0.00%
186 Short Term Disability Pay	-	0.00%
188 Annual Leave Pay	-	0.00%
189 Short Term Disability Pay – First Six Months	-	0.00%
Subtotal:	\$ -	0.00%
Purchased Services		
311 Contracted Services	\$ 76,739	100.00%
312 Workshop Expenses/Allowable Travel	-	0.00%
313 Advertising Cost	-	0.00%
314 Printing and Binding Fees	-	0.00%
315 Reproduction Costs	-	0.00%
317 Psychological Contract Services	-	0.00%
318 Speech and Language Contracted Services	-	0.00%
319 Other Professional/Technical Services	-	0.00%
321 Public Utilities - Electric Services	-	0.00%
322 Public Utilities - Natural Gas	-	0.00%
323 Public Utilities - Water/Sewer	-	0.00%
324 Waste Management	-	0.00%
326 Contracted Repairs - Equipment	-	0.00%
327 Rentals/Leases	-	0.00%
331 Pupil Transportation - Contracted	-	0.00%
332 Travel Reimbursement	-	0.00%
333 Field Trips	-	0.00%
341 Telephone	-	0.00%
342 Postage	-	0.00%
343 Telecommunications Services	-	0.00%
344 Mobile Communication Costs	-	0.00%
351 Tuition Reimbursements	-	0.00%
352 Employee Education Reimbursement	-	0.00%
353 Certification/Licensing Fees	-	0.00%
Subtotal:	\$ 76,739	100.00%
Supplies & Materials		
411 Supplies and Materials	\$ -	0.00%
413 Other Textbooks	-	0.00%
414 Library Books	-	0.00%
418 Computer Software and Supplies	-	0.00%
421 Fuel for Facilities	-	0.00%
422 Repair Parts, Materials & Labor	-	0.00%
423 Gas/Diesel Fuel	-	0.00%
424 Oil	-	0.00%
425 Tires and Tubes	-	0.00%
451 Food Purchase	-	0.00%
459 Other Food Purchases	-	0.00%
461 Furniture and Equipment	-	0.00%
462 Computer Equipment	-	0.00%
471 Sales and Use Tax Expense	-	0.00%
472 Sales and Use Tax Refund	-	0.00%
Subtotal:	\$ -	0.00%

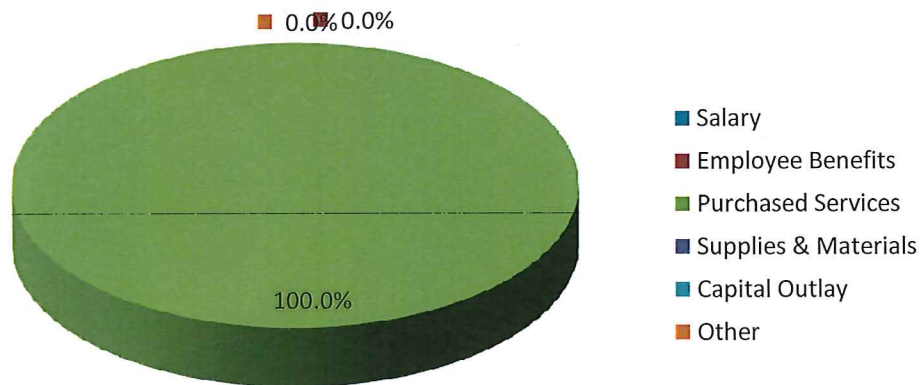
LEA 111 - Asheville City Schools

PRC 012 - Driver Training

Fiscal Year 2015-2016 District Expenditures by LEA and Object Code as of 6/30/2016

Object Category/Object Code Description	Annual Expenditures	%
Capital Outlay		
541 Purchase of Equipment	-	0.00%
542 Purchase of Computer Hardware	-	0.00%
551 Purchase of Vehicles	-	0.00%
552 License and Title Fees	-	0.00%
Subtotal:	\$ -	0.00%
Other		
361 Membership Dues and Fees	\$ -	0.00%
363 Assessments/Penalties	-	0.00%
371 Liability Insurance	-	0.00%
372 Vehicle Liability Insurance	-	0.00%
373 Property Insurance	-	0.00%
378 Scholastic Accident Insurance	-	0.00%
379 Other Insurance & Judgments	-	0.00%
715 Transfers to Multiple Enterprise Fund	\$ -	0.00%
Subtotal:	\$ -	0.00%
Grand Total:	\$ 76,739	100.00%

LEA 111 - Asheville City Schools for PRC 012 - Driver Training



LEA 111 - Asheville City Schools

PRC 013 - Vocational Education - State Months of Employment

Fiscal Year 2015-2016 District Expenditures by LEA and Object Code as of 6/30/2016

Object Category/Object Code Description	Annual Expenditures	%
Salary		
111 Superintendent	\$ -	0.00%
112 Associate & Deputy Superintendent	-	0.00%
113 Director and/or Supervisor	-	0.00%
114 Classified Principal/Headmaster	-	0.00%
115 Finance Officer	-	0.00%
116 Assistant Principal (Non-teaching)	-	0.00%
117 Other Assistant Principal Assignment	-	0.00%
118 Assistant Superintendent	-	0.00%
121 Teacher	817,816	62.67%
122 Interim Teacher - (Paid at Non-certified Rate)	-	0.00%
123 JROTC Teacher	-	0.00%
124 Foreign Exchange (VIF)	-	0.00%
125 New Teacher Orientation	-	0.00%
126 Extended Contracts	-	0.00%
127 Master Teacher	-	0.00%
129 Above the Scale Salary	2,957	0.23%
131 Instructional Support I - Regular Scale	126,793	9.72%
132 Instructional Support II - Advanced Scale	-	0.00%
133 Psychologists	-	0.00%
134 Teacher Mentor	-	0.00%
135 Instructional Facilitators	-	0.00%
141 Teacher Assistant - Other	-	0.00%
142 Teacher Assistant - NCLB	-	0.00%
143 Tutor	-	0.00%
144 Interpreter/Brailist/Translator	-	0.00%
145 Therapist	-	0.00%
146 Specialist (School-Based)	-	0.00%
147 Monitors	-	0.00%
148 Non-Certified Instructor	-	0.00%
149 School Resource Officer	-	0.00%
151 Office Support	-	0.00%
152 Technician	-	0.00%
153 Administrative Specialist (Central Support)	-	0.00%
162 Substitute Pay - Regular Absence	19,315	1.48%
163 Substitute Pay - Staff Development	-	0.00%
164 Substitute Pay - Full-Time Non-Certified	-	0.00%
165 Substitute Pay - Non-Teaching	-	0.00%
166 Teacher Assistant Pay - Staff Development	-	0.00%
167 Teacher Assistant Pay - Regular Absence	-	0.00%
171 Driver	-	0.00%
172 Driver Overtime	-	0.00%
173 Custodian	-	0.00%
174 Cafeteria Workers	-	0.00%
175 Skilled Trades	-	0.00%
176 Manager	-	0.00%
177 Work Study Student	-	0.00%
181 Supplementary Pay	-	0.00%
180 Bonus Pay (Not Subject to Retirement)	-	0.00%
182 Employee Allowances Taxable	-	0.00%
183 Bonus Pay	-	0.00%
187 Salary Differential (Military, Local, ...)	-	0.00%
191 Curriculum Development Pay	-	0.00%
192 Additional Responsibility Stipend	-	0.00%
193 Mentor Pay	-	0.00%
194 State-Designated Stipend	-	0.00%
196 Staff Development Participant Pay	-	0.00%
197 Staff Development Instructor	-	0.00%
198 Tutorial Pay	-	0.00%
199 Overtime Pay	-	0.00%
Subtotal: \$	966,882	74.09%

LEA 111 - Asheville City Schools

PRC 013 - Vocational Education - State Months of Employment

Fiscal Year 2015-2016 District Expenditures by LEA and Object Code as of 6/30/2016

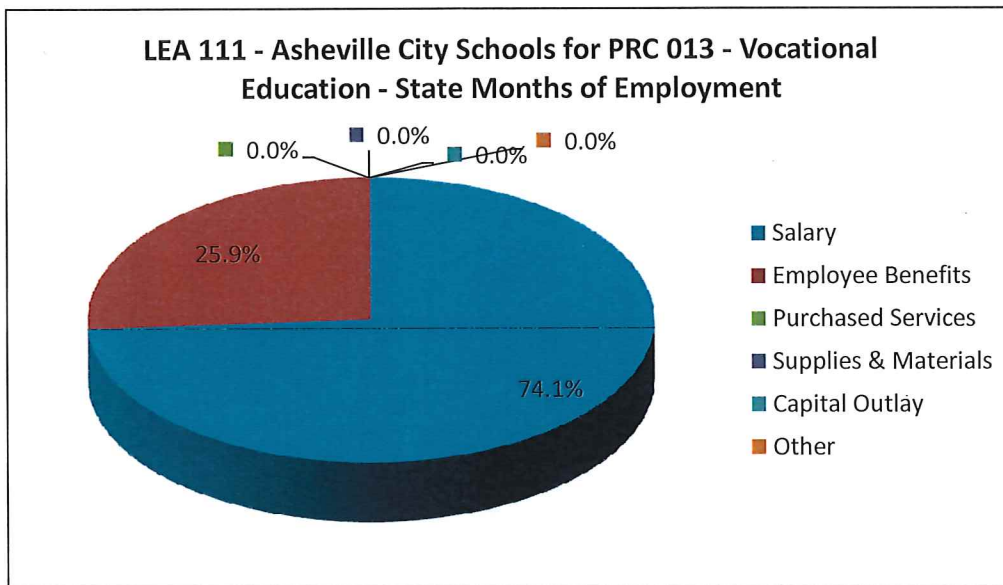
Object Category/Object Code Description	Annual Expenditures	%
Employee Benefits		
211 Employer's Social Security - Regular	\$ 71,082	5.45%
221 Employer's Retirement - Regular	143,018	10.96%
229 Other Retirement Cost	-	0.00%
231 Employer's Hospitalization Insurance	110,875	8.50%
232 Employer's Workers' Comp Insurance	-	0.00%
233 Employer's Unemployment Insurance	-	0.00%
184 Longevity Pay	-	0.00%
185 Bonus Leave Pay	-	0.00%
186 Short Term Disability Pay	-	0.00%
188 Annual Leave Pay	13,159	1.01%
189 Short Term Disability Pay - First Six Months	-	0.00%
Subtotal:	\$ 338,134	25.91%
Purchased Services		
311 Contracted Services	\$ -	0.00%
312 Workshop Expenses/Allowable Travel	-	0.00%
313 Advertising Cost	-	0.00%
314 Printing and Binding Fees	-	0.00%
315 Reproduction Costs	-	0.00%
317 Psychological Contract Services	-	0.00%
318 Speech and Language Contracted Services	-	0.00%
319 Other Professional/Technical Services	-	0.00%
321 Public Utilities - Electric Services	-	0.00%
322 Public Utilities - Natural Gas	-	0.00%
323 Public Utilities - Water/Sewer	-	0.00%
324 Waste Management	-	0.00%
326 Contracted Repairs - Equipment	-	0.00%
327 Rentals/Leases	-	0.00%
331 Pupil Transportation - Contracted	-	0.00%
332 Travel Reimbursement	-	0.00%
333 Field Trips	-	0.00%
341 Telephone	-	0.00%
342 Postage	-	0.00%
343 Telecommunications Services	-	0.00%
344 Mobile Communication Costs	-	0.00%
351 Tuition Reimbursements	-	0.00%
352 Employee Education Reimbursement	-	0.00%
353 Certification/Licensing Fees	-	0.00%
Subtotal:	\$ -	0.00%
Supplies & Materials		
411 Supplies and Materials	\$ -	0.00%
413 Other Textbooks	-	0.00%
414 Library Books	-	0.00%
418 Computer Software and Supplies	-	0.00%
421 Fuel for Facilities	-	0.00%
422 Repair Parts, Materials & Labor	-	0.00%
423 Gas/Diesel Fuel	-	0.00%
424 Oil	-	0.00%
425 Tires and Tubes	-	0.00%
451 Food Purchase	-	0.00%
459 Other Food Purchases	-	0.00%
461 Furniture and Equipment	-	0.00%
462 Computer Equipment	-	0.00%
471 Sales and Use Tax Expense	-	0.00%
472 Sales and Use Tax Refund	-	0.00%
Subtotal:	\$ -	0.00%

LEA 111 - Asheville City Schools

PRC 013 - Vocational Education - State Months of Employment

Fiscal Year 2015-2016 District Expenditures by LEA and Object Code as of 6/30/2016

Object Category/Object Code Description	Annual Expenditures	%
Capital Outlay		
541 Purchase of Equipment	-	0.00%
542 Purchase of Computer Hardware	-	0.00%
551 Purchase of Vehicles	-	0.00%
552 License and Title Fees	-	0.00%
Subtotal:	\$ -	0.00%
Other		
361 Membership Dues and Fees	\$ -	0.00%
363 Assessments/Penalties	-	0.00%
371 Liability Insurance	-	0.00%
372 Vehicle Liability Insurance	-	0.00%
373 Property Insurance	-	0.00%
378 Scholastic Accident Insurance	-	0.00%
379 Other Insurance & Judgments	-	0.00%
715 Transfers to Multiple Enterprise Fund	\$ -	0.00%
Subtotal:	\$ -	0.00%
Grand Total:	\$ 1,305,015	100.00%



LEA 111 - Asheville City Schools

PRC 014 - Vocational Education - Program Support

Fiscal Year 2015-2016 District Expenditures by LEA and Object Code as of 6/30/2016

Object Category/Object Code Description	Annual Expenditures	%
Salary		
111 Superintendent	\$ -	0.00%
112 Associate & Deputy Superintendent	-	0.00%
113 Director and/or Supervisor	-	0.00%
114 Classified Principal/Headmaster	-	0.00%
115 Finance Officer	-	0.00%
116 Assistant Principal (Non-teaching)	-	0.00%
117 Other Assistant Principal Assignment	-	0.00%
118 Assistant Superintendent	-	0.00%
121 Teacher	-	0.00%
122 Interim Teacher – (Paid at Non-certified Rate)	-	0.00%
123 JROTC Teacher	-	0.00%
124 Foreign Exchange (VIF)	-	0.00%
125 New Teacher Orientation	-	0.00%
126 Extended Contracts	-	0.00%
127 Master Teacher	-	0.00%
129 Above the Scale Salary	-	0.00%
131 Instructional Support I - Regular Scale	-	0.00%
132 Instructional Support II - Advanced Scale	-	0.00%
133 Psychologists	-	0.00%
134 Teacher Mentor	-	0.00%
135 Instructional Facilitators	-	0.00%
141 Teacher Assistant - Other	-	0.00%
142 Teacher Assistant - NCLB	13,847	7.13%
143 Tutor	-	0.00%
144 Interpreter/Brailist/Translator	-	0.00%
145 Therapist	-	0.00%
146 Specialist (School-Based)	9,831	5.06%
147 Monitors	-	0.00%
148 Non-Certified Instructor	-	0.00%
149 School Resource Officer	-	0.00%
151 Office Support	17,337	8.92%
152 Technician	-	0.00%
153 Administrative Specialist (Central Support)	-	0.00%
162 Substitute Pay - Regular Absence	749	0.39%
163 Substitute Pay - Staff Development	-	0.00%
164 Substitute Pay - Full-Time Non-Certified	-	0.00%
165 Substitute Pay - Non-Teaching	-	0.00%
166 Teacher Assistant Pay - Staff Development	-	0.00%
167 Teacher Assistant Pay - Regular Absence	-	0.00%
171 Driver	-	0.00%
172 Driver Overtime	-	0.00%
173 Custodian	-	0.00%
174 Cafeteria Workers	-	0.00%
175 Skilled Trades	-	0.00%
176 Manager	-	0.00%
177 Work Study Student	2,382	1.23%
181 Supplementary Pay	-	0.00%
180 Bonus Pay (Not Subject to Retirement)	-	0.00%
182 Employee Allowances Taxable	-	0.00%
183 Bonus Pay	-	0.00%
187 Salary Differential (Military, Local, ...)	-	0.00%
191 Curriculum Development Pay	-	0.00%
192 Additional Responsibility Stipend	-	0.00%
193 Mentor Pay	-	0.00%
194 State-Designated Stipend	-	0.00%
196 Staff Development Participant Pay	-	0.00%
197 Staff Development Instructor	-	0.00%
198 Tutorial Pay	-	0.00%
199 Overtime Pay	-	0.00%
Subtotal: \$	44,145	22.72%

LEA 111 - Asheville City Schools

PRC 014 - Vocational Education - Program Support

Fiscal Year 2015-2016 District Expenditures by LEA and Object Code as of 6/30/2016

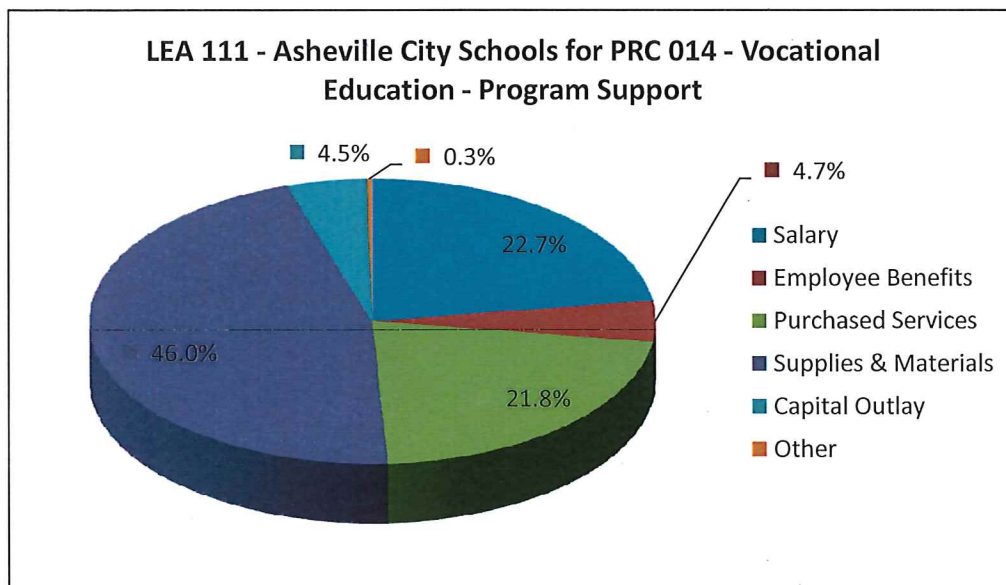
Object Category/Object Code Description	Annual Expenditures	%
Employee Benefits		
211 Employer's Social Security - Regular	\$ 3,296	1.70%
221 Employer's Retirement - Regular	2,169	1.12%
229 Other Retirement Cost	-	0.00%
231 Employer's Hospitalization Insurance	3,282	1.69%
232 Employer's Workers' Comp Insurance	-	0.00%
233 Employer's Unemployment Insurance	-	0.00%
184 Longevity Pay	312	0.16%
185 Bonus Leave Pay	-	0.00%
186 Short Term Disability Pay	-	0.00%
188 Annual Leave Pay	-	0.00%
189 Short Term Disability Pay - First Six Months	-	0.00%
Subtotal:	\$ 9,059	4.66%
Purchased Services		
311 Contracted Services	\$ 5,776	2.97%
312 Workshop Expenses/Allowable Travel	19,633	10.10%
313 Advertising Cost	-	0.00%
314 Printing and Binding Fees	637	0.33%
315 Reproduction Costs	-	0.00%
317 Psychological Contract Services	-	0.00%
318 Speech and Language Contracted Services	-	0.00%
319 Other Professional/Technical Services	60	0.03%
321 Public Utilities - Electric Services	-	0.00%
322 Public Utilities - Natural Gas	-	0.00%
323 Public Utilities - Water/Sewer	-	0.00%
324 Waste Management	-	0.00%
326 Contracted Repairs - Equipment	7,790	4.01%
327 Rentals/Leases	314	0.16%
331 Pupil Transportation - Contracted	-	0.00%
332 Travel Reimbursement	68	0.03%
333 Field Trips	1,641	0.84%
341 Telephone	-	0.00%
342 Postage	-	0.00%
343 Telecommunications Services	-	0.00%
344 Mobile Communication Costs	-	0.00%
351 Tuition Reimbursements	3,934	2.02%
352 Employee Education Reimbursement	2,425	1.25%
353 Certification/Licensing Fees	-	0.00%
Subtotal:	\$ 42,279	21.76%
Supplies & Materials		
411 Supplies and Materials	\$ 57,104	29.39%
413 Other Textbooks	-	0.00%
414 Library Books	-	0.00%
418 Computer Software and Supplies	2,427	1.25%
421 Fuel for Facilities	-	0.00%
422 Repair Parts, Materials & Labor	-	0.00%
423 Gas/Diesel Fuel	-	0.00%
424 Oil	-	0.00%
425 Tires and Tubes	-	0.00%
451 Food Purchase	-	0.00%
459 Other Food Purchases	-	0.00%
461 Furniture and Equipment	2,005	1.03%
462 Computer Equipment	27,841	14.33%
471 Sales and Use Tax Expense	-	0.00%
472 Sales and Use Tax Refund	-	0.00%
Subtotal:	\$ 89,377	46.00%

LEA 111 - Asheville City Schools

PRC 014 - Vocational Education - Program Support

Fiscal Year 2015-2016 District Expenditures by LEA and Object Code as of 6/30/2016

Object Category/Object Code Description		Annual Expenditures	%
Capital Outlay			
541	Purchase of Equipment	8,834	4.55%
542	Purchase of Computer Hardware	-	0.00%
551	Purchase of Vehicles	-	0.00%
552	License and Title Fees	-	0.00%
Subtotal:		\$ 8,834	4.55%
Other			
361	Membership Dues and Fees	\$ -	0.00%
363	Assessments/Penalties	-	0.00%
371	Liability Insurance	-	0.00%
372	Vehicle Liability Insurance	-	0.00%
373	Property Insurance	-	0.00%
378	Scholastic Accident Insurance	-	0.00%
379	Other Insurance & Judgments	616	0.32%
715	Transfers to Multiple Enterprise Fund	\$ -	0.00%
Subtotal:		\$ 616	0.32%
Grand Total:		\$ 194,311	100.00%



LEA 111 - Asheville City Schools

PRC 015 - School Technology Fund

Fiscal Year 2015-2016 District Expenditures by LEA and Object Code as of 6/30/2016

Object Category/Object Code Description	Annual Expenditures	%
Salary		
111 Superintendent	\$ -	0.00%
112 Associate & Deputy Superintendent	-	0.00%
113 Director and/or Supervisor	-	0.00%
114 Classified Principal/Headmaster	-	0.00%
115 Finance Officer	-	0.00%
116 Assistant Principal (Non-teaching)	-	0.00%
117 Other Assistant Principal Assignment	-	0.00%
118 Assistant Superintendent	-	0.00%
121 Teacher	-	0.00%
122 Interim Teacher – (Paid at Non-certified Rate)	-	0.00%
123 JROTC Teacher	-	0.00%
124 Foreign Exchange (VIF)	-	0.00%
125 New Teacher Orientation	-	0.00%
126 Extended Contracts	-	0.00%
127 Master Teacher	-	0.00%
129 Above the Scale Salary	-	0.00%
131 Instructional Support I - Regular Scale	-	0.00%
132 Instructional Support II - Advanced Scale	-	0.00%
133 Psychologists	-	0.00%
134 Teacher Mentor	-	0.00%
135 Instructional Facilitators	-	0.00%
141 Teacher Assistant - Other	-	0.00%
142 Teacher Assistant - NCLB	-	0.00%
143 Tutor	-	0.00%
144 Interpreter/Brailist/Translator	-	0.00%
145 Therapist	-	0.00%
146 Specialist (School-Based)	-	0.00%
147 Monitors	-	0.00%
148 Non-Certified Instructor	-	0.00%
149 School Resource Officer	-	0.00%
151 Office Support	-	0.00%
152 Technician	-	0.00%
153 Administrative Specialist (Central Support)	-	0.00%
162 Substitute Pay - Regular Absence	-	0.00%
163 Substitute Pay - Staff Development	-	0.00%
164 Substitute Pay - Full-Time Non-Certified	-	0.00%
165 Substitute Pay - Non-Teaching	-	0.00%
166 Teacher Assistant Pay - Staff Development	-	0.00%
167 Teacher Assistant Pay - Regular Absence	-	0.00%
171 Driver	-	0.00%
172 Driver Overtime	-	0.00%
173 Custodian	-	0.00%
174 Cafeteria Workers	-	0.00%
175 Skilled Trades	-	0.00%
176 Manager	-	0.00%
177 Work Study Student	-	0.00%
181 Supplementary Pay	-	0.00%
180 Bonus Pay (Not Subject to Retirement)	-	0.00%
182 Employee Allowances Taxable	-	0.00%
183 Bonus Pay	-	0.00%
187 Salary Differential (Military, Local, ...)	-	0.00%
191 Curriculum Development Pay	-	0.00%
192 Additional Responsibility Stipend	-	0.00%
193 Mentor Pay	-	0.00%
194 State-Designated Stipend	-	0.00%
196 Staff Development Participant Pay	4,938	7.88%
197 Staff Development Instructor	2,250	3.59%
198 Tutorial Pay	-	0.00%
199 Overtime Pay	-	0.00%
Subtotal: \$	7,188	11.47%

LEA 111 - Asheville City Schools

PRC 015 - School Technology Fund

Fiscal Year 2015-2016 District Expenditures by LEA and Object Code as of 6/30/2016

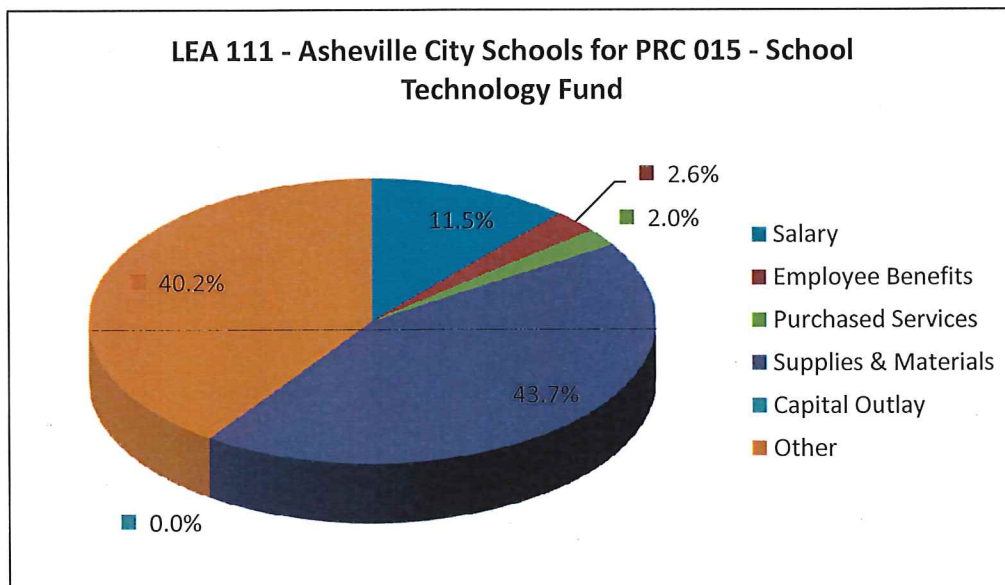
Object Category/Object Code Description	Annual Expenditures	%
Employee Benefits		
211 Employer's Social Security - Regular	\$ 546	0.87%
221 Employer's Retirement - Regular	1,082	1.73%
229 Other Retirement Cost	-	0.00%
231 Employer's Hospitalization Insurance	-	0.00%
232 Employer's Workers' Comp Insurance	-	0.00%
233 Employer's Unemployment Insurance	-	0.00%
184 Longevity Pay	-	0.00%
185 Bonus Leave Pay	-	0.00%
186 Short Term Disability Pay	-	0.00%
188 Annual Leave Pay	-	0.00%
189 Short Term Disability Pay – First Six Months	-	0.00%
Subtotal:	\$ 1,628	2.60%
Purchased Services		
311 Contracted Services	\$ -	0.00%
312 Workshop Expenses/Allowable Travel	1,225	1.95%
313 Advertising Cost	-	0.00%
314 Printing and Binding Fees	-	0.00%
315 Reproduction Costs	-	0.00%
317 Psychological Contract Services	-	0.00%
318 Speech and Language Contracted Services	-	0.00%
319 Other Professional/Technical Services	-	0.00%
321 Public Utilities - Electric Services	-	0.00%
322 Public Utilities - Natural Gas	-	0.00%
323 Public Utilities - Water/Sewer	-	0.00%
324 Waste Management	-	0.00%
326 Contracted Repairs - Equipment	-	0.00%
327 Rentals/Leases	-	0.00%
331 Pupil Transportation - Contracted	-	0.00%
332 Travel Reimbursement	-	0.00%
333 Field Trips	-	0.00%
341 Telephone	-	0.00%
342 Postage	-	0.00%
343 Telecommunications Services	-	0.00%
344 Mobile Communication Costs	-	0.00%
351 Tuition Reimbursements	-	0.00%
352 Employee Education Reimbursement	-	0.00%
353 Certification/Licensing Fees	-	0.00%
Subtotal:	\$ 1,225	1.95%
Supplies & Materials		
411 Supplies and Materials	\$ 21,915	34.96%
413 Other Textbooks	-	0.00%
414 Library Books	-	0.00%
418 Computer Software and Supplies	5,618	8.96%
421 Fuel for Facilities	-	0.00%
422 Repair Parts, Materials & Labor	-	0.00%
423 Gas/Diesel Fuel	-	0.00%
424 Oil	-	0.00%
425 Tires and Tubes	-	0.00%
451 Food Purchase	-	0.00%
459 Other Food Purchases	-	0.00%
461 Furniture and Equipment	-	0.00%
462 Computer Equipment	-	0.00%
471 Sales and Use Tax Expense	-	0.00%
472 Sales and Use Tax Refund	(110)	-0.18%
Subtotal:	\$ 27,422	43.75%

LEA 111 - Asheville City Schools

PRC 015 - School Technology Fund

Fiscal Year 2015-2016 District Expenditures by LEA and Object Code as of 6/30/2016

Object Category/Object Code Description	Annual Expenditures	%
Capital Outlay		
541 Purchase of Equipment	-	0.00%
542 Purchase of Computer Hardware	-	0.00%
551 Purchase of Vehicles	-	0.00%
552 License and Title Fees	-	0.00%
Subtotal:	\$ -	0.00%
Other		
361 Membership Dues and Fees	\$ -	0.00%
363 Assessments/Penalties	-	0.00%
371 Liability Insurance	-	0.00%
372 Vehicle Liability Insurance	-	0.00%
373 Property Insurance	25,220	40.23%
378 Scholastic Accident Insurance	-	0.00%
379 Other Insurance & Judgments	-	0.00%
715 Transfers to Multiple Enterprise Fund	\$ -	0.00%
Subtotal:	\$ 25,220	40.23%
Grand Total:	\$ 62,683	100.00%



LEA 111 - Asheville City Schools

PRC 016 - Summer Reading Camps

Fiscal Year 2015-2016 District Expenditures by LEA and Object Code as of 6/30/2016

Object Category/Object Code Description	Annual Expenditures	%
Salary		
111 Superintendent	\$ -	0.00%
112 Associate & Deputy Superintendent	-	0.00%
113 Director and/or Supervisor	-	0.00%
114 Classified Principal/Headmaster	-	0.00%
115 Finance Officer	-	0.00%
116 Assistant Principal (Non-teaching)	-	0.00%
117 Other Assistant Principal Assignment	-	0.00%
118 Assistant Superintendent	-	0.00%
121 Teacher	-	0.00%
122 Interim Teacher – (Paid at Non-certified Rate)	-	0.00%
123 JROTC Teacher	-	0.00%
124 Foreign Exchange (VIF)	-	0.00%
125 New Teacher Orientation	-	0.00%
126 Extended Contracts	-	0.00%
127 Master Teacher	-	0.00%
129 Above the Scale Salary	-	0.00%
131 Instructional Support I - Regular Scale	-	0.00%
132 Instructional Support II - Advanced Scale	-	0.00%
133 Psychologists	-	0.00%
134 Teacher Mentor	-	0.00%
135 Instructional Facilitators	-	0.00%
141 Teacher Assistant - Other	-	0.00%
142 Teacher Assistant - NCLB	-	0.00%
143 Tutor	-	0.00%
144 Interpreter/Brailist/Translator	-	0.00%
145 Therapist	-	0.00%
146 Specialist (School-Based)	-	0.00%
147 Monitors	-	0.00%
148 Non-Certified Instructor	-	0.00%
149 School Resource Officer	-	0.00%
151 Office Support	-	0.00%
152 Technician	-	0.00%
153 Administrative Specialist (Central Support)	-	0.00%
162 Substitute Pay - Regular Absence	-	0.00%
163 Substitute Pay - Staff Development	-	0.00%
164 Substitute Pay - Full-Time Non-Certified	-	0.00%
165 Substitute Pay - Non-Teaching	-	0.00%
166 Teacher Assistant Pay - Staff Development	-	0.00%
167 Teacher Assistant Pay - Regular Absence	-	0.00%
171 Driver	-	0.00%
172 Driver Overtime	-	0.00%
173 Custodian	-	0.00%
174 Cafeteria Workers	-	0.00%
175 Skilled Trades	-	0.00%
176 Manager	-	0.00%
177 Work Study Student	-	0.00%
181 Supplementary Pay	-	0.00%
180 Bonus Pay (Not Subject to Retirement)	-	0.00%
182 Employee Allowances Taxable	-	0.00%
183 Bonus Pay	-	0.00%
187 Salary Differential (Military, Local, ...)	-	0.00%
191 Curriculum Development Pay	3,775	7.71%
192 Additional Responsibility Stipend	-	0.00%
193 Mentor Pay	-	0.00%
194 State-Designated Stipend	-	0.00%
196 Staff Development Participant Pay	-	0.00%
197 Staff Development Instructor	-	0.00%
198 Tutorial Pay	22,469	45.90%
199 Overtime Pay	-	0.00%
Subtotal: \$	26,244	53.62%

LEA 111 - Asheville City Schools

PRC 016 - Summer Reading Camps

Fiscal Year 2015-2016 District Expenditures by LEA and Object Code as of 6/30/2016

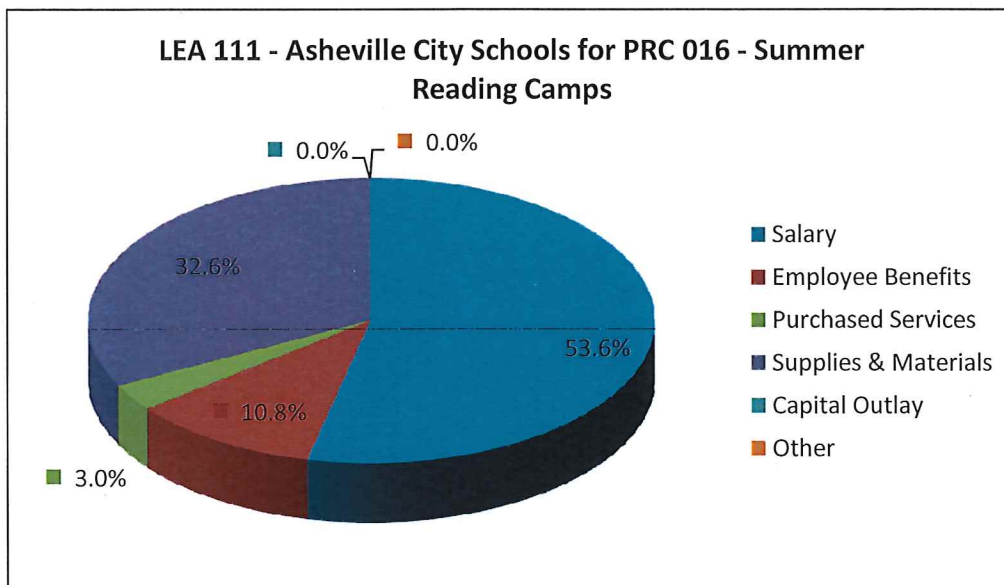
Object Category/Object Code Description	Annual Expenditures	%
Employee Benefits		
211 Employer's Social Security - Regular	\$ 2,008	4.10%
221 Employer's Retirement - Regular	3,279	6.70%
229 Other Retirement Cost	-	0.00%
231 Employer's Hospitalization Insurance	-	0.00%
232 Employer's Workers' Comp Insurance	-	0.00%
233 Employer's Unemployment Insurance	-	0.00%
184 Longevity Pay	-	0.00%
185 Bonus Leave Pay	-	0.00%
186 Short Term Disability Pay	-	0.00%
188 Annual Leave Pay	-	0.00%
189 Short Term Disability Pay - First Six Months	-	0.00%
Subtotal:	\$ 5,286	10.80%
Purchased Services		
311 Contracted Services	\$ -	0.00%
312 Workshop Expenses/Allowable Travel	-	0.00%
313 Advertising Cost	-	0.00%
314 Printing and Binding Fees	-	0.00%
315 Reproduction Costs	-	0.00%
317 Psychological Contract Services	-	0.00%
318 Speech and Language Contracted Services	-	0.00%
319 Other Professional/Technical Services	-	0.00%
321 Public Utilities - Electric Services	-	0.00%
322 Public Utilities - Natural Gas	-	0.00%
323 Public Utilities - Water/Sewer	-	0.00%
324 Waste Management	-	0.00%
326 Contracted Repairs - Equipment	-	0.00%
327 Rentals/Leases	-	0.00%
331 Pupil Transportation - Contracted	1,482	3.03%
332 Travel Reimbursement	-	0.00%
333 Field Trips	-	0.00%
341 Telephone	-	0.00%
342 Postage	-	0.00%
343 Telecommunications Services	-	0.00%
344 Mobile Communication Costs	-	0.00%
351 Tuition Reimbursements	-	0.00%
352 Employee Education Reimbursement	-	0.00%
353 Certification/Licensing Fees	-	0.00%
Subtotal:	\$ 1,482	3.03%
Supplies & Materials		
411 Supplies and Materials	\$ 15,935	32.56%
413 Other Textbooks	-	0.00%
414 Library Books	-	0.00%
418 Computer Software and Supplies	-	0.00%
421 Fuel for Facilities	-	0.00%
422 Repair Parts, Materials & Labor	-	0.00%
423 Gas/Diesel Fuel	-	0.00%
424 Oil	-	0.00%
425 Tires and Tubes	-	0.00%
451 Food Purchase	-	0.00%
459 Other Food Purchases	-	0.00%
461 Furniture and Equipment	-	0.00%
462 Computer Equipment	-	0.00%
471 Sales and Use Tax Expense	-	0.00%
472 Sales and Use Tax Refund	-	0.00%
Subtotal:	\$ 15,935	32.56%

LEA 111 - Asheville City Schools

PRC 016 - Summer Reading Camps

Fiscal Year 2015-2016 District Expenditures by LEA and Object Code as of 6/30/2016

Object Category/Object Code Description	Annual Expenditures	%
Capital Outlay		
541 Purchase of Equipment	-	0.00%
542 Purchase of Computer Hardware	-	0.00%
551 Purchase of Vehicles	-	0.00%
552 License and Title Fees	-	0.00%
Subtotal:	\$ -	0.00%
Other		
361 Membership Dues and Fees	\$ -	0.00%
363 Assessments/Penalties	-	0.00%
371 Liability Insurance	-	0.00%
372 Vehicle Liability Insurance	-	0.00%
373 Property Insurance	-	0.00%
378 Scholastic Accident Insurance	-	0.00%
379 Other Insurance & Judgments	-	0.00%
715 Transfers to Multiple Enterprise Fund	\$ -	0.00%
Subtotal:	\$ -	0.00%
Grand Total:	\$ 48,946	100.00%



LEA 111 - Asheville City Schools

PRC 024 - Disadvantaged Students Supplemental Funding

Fiscal Year 2015-2016 District Expenditures by LEA and Object Code as of 6/30/2016

Object Category/Object Code Description	Annual Expenditures	%
Salary		
111 Superintendent	\$ -	0.00%
112 Associate & Deputy Superintendent	-	0.00%
113 Director and/or Supervisor	-	0.00%
114 Classified Principal/Headmaster	-	0.00%
115 Finance Officer	-	0.00%
116 Assistant Principal (Non-teaching)	-	0.00%
117 Other Assistant Principal Assignment	-	0.00%
118 Assistant Superintendent	-	0.00%
121 Teacher	53,250	27.01%
122 Interim Teacher – (Paid at Non-certified Rate)	-	0.00%
123 JROTC Teacher	-	0.00%
124 Foreign Exchange (VIF)	-	0.00%
125 New Teacher Orientation	-	0.00%
126 Extended Contracts	-	0.00%
127 Master Teacher	-	0.00%
129 Above the Scale Salary	-	0.00%
131 Instructional Support I - Regular Scale	39,575	20.08%
132 Instructional Support II - Advanced Scale	-	0.00%
133 Psychologists	-	0.00%
134 Teacher Mentor	-	0.00%
135 Instructional Facilitators	36,500	18.52%
141 Teacher Assistant - Other	-	0.00%
142 Teacher Assistant - NCLB	-	0.00%
143 Tutor	-	0.00%
144 Interpreter/Brailist/Translator	-	0.00%
145 Therapist	-	0.00%
146 Specialist (School-Based)	-	0.00%
147 Monitors	-	0.00%
148 Non-Certified Instructor	-	0.00%
149 School Resource Officer	-	0.00%
151 Office Support	-	0.00%
152 Technician	-	0.00%
153 Administrative Specialist (Central Support)	-	0.00%
162 Substitute Pay - Regular Absence	66	0.03%
163 Substitute Pay - Staff Development	-	0.00%
164 Substitute Pay - Full-Time Non-Certified	-	0.00%
165 Substitute Pay - Non-Teaching	-	0.00%
166 Teacher Assistant Pay - Staff Development	-	0.00%
167 Teacher Assistant Pay - Regular Absence	-	0.00%
171 Driver	-	0.00%
172 Driver Overtime	-	0.00%
173 Custodian	-	0.00%
174 Cafeteria Workers	-	0.00%
175 Skilled Trades	-	0.00%
176 Manager	-	0.00%
177 Work Study Student	-	0.00%
181 Supplementary Pay	-	0.00%
180 Bonus Pay (Not Subject to Retirement)	-	0.00%
182 Employee Allowances Taxable	-	0.00%
183 Bonus Pay	-	0.00%
187 Salary Differential (Military, Local, ...)	-	0.00%
191 Curriculum Development Pay	-	0.00%
192 Additional Responsibility Stipend	-	0.00%
193 Mentor Pay	-	0.00%
194 State-Designated Stipend	-	0.00%
196 Staff Development Participant Pay	-	0.00%
197 Staff Development Instructor	-	0.00%
198 Tutorial Pay	-	0.00%
199 Overtime Pay	-	0.00%
Subtotal:	\$ 129,391	65.64%

LEA 111 - Asheville City Schools

PRC 024 - Disadvantaged Students Supplemental Funding

Fiscal Year 2015-2016 District Expenditures by LEA and Object Code as of 6/30/2016

Object Category/Object Code Description	Annual Expenditures	%
Employee Benefits		
211 Employer's Social Security - Regular	\$ 9,736	4.94%
221 Employer's Retirement - Regular	19,813	10.05%
229 Other Retirement Cost	-	0.00%
231 Employer's Hospitalization Insurance	19,148	9.71%
232 Employer's Workers' Comp Insurance	-	0.00%
233 Employer's Unemployment Insurance	-	0.00%
184 Longevity Pay	-	0.00%
185 Bonus Leave Pay	-	0.00%
186 Short Term Disability Pay	-	0.00%
188 Annual Leave Pay	-	0.00%
189 Short Term Disability Pay – First Six Months	-	0.00%
Subtotal:	\$ 48,696	24.70%
Purchased Services		
311 Contracted Services	\$ -	0.00%
312 Workshop Expenses/Allowable Travel	-	0.00%
313 Advertising Cost	-	0.00%
314 Printing and Binding Fees	-	0.00%
315 Reproduction Costs	-	0.00%
317 Psychological Contract Services	-	0.00%
318 Speech and Language Contracted Services	-	0.00%
319 Other Professional/Technical Services	-	0.00%
321 Public Utilities - Electric Services	-	0.00%
322 Public Utilities - Natural Gas	-	0.00%
323 Public Utilities - Water/Sewer	-	0.00%
324 Waste Management	-	0.00%
326 Contracted Repairs - Equipment	-	0.00%
327 Rentals/Leases	-	0.00%
331 Pupil Transportation - Contracted	-	0.00%
332 Travel Reimbursement	-	0.00%
333 Field Trips	-	0.00%
341 Telephone	-	0.00%
342 Postage	-	0.00%
343 Telecommunications Services	-	0.00%
344 Mobile Communication Costs	-	0.00%
351 Tuition Reimbursements	-	0.00%
352 Employee Education Reimbursement	-	0.00%
353 Certification/Licensing Fees	-	0.00%
Subtotal:	\$ -	0.00%
Supplies & Materials		
411 Supplies and Materials	\$ -	0.00%
413 Other Textbooks	-	0.00%
414 Library Books	-	0.00%
418 Computer Software and Supplies	19,030	9.65%
421 Fuel for Facilities	-	0.00%
422 Repair Parts, Materials & Labor	-	0.00%
423 Gas/Diesel Fuel	-	0.00%
424 Oil	-	0.00%
425 Tires and Tubes	-	0.00%
451 Food Purchase	-	0.00%
459 Other Food Purchases	-	0.00%
461 Furniture and Equipment	-	0.00%
462 Computer Equipment	-	0.00%
471 Sales and Use Tax Expense	-	0.00%
472 Sales and Use Tax Refund	-	0.00%
Subtotal:	\$ 19,030	9.65%

LEA 111 - Asheville City Schools

PRC 024 - Disadvantaged Students Supplemental Funding

Fiscal Year 2015-2016 District Expenditures by LEA and Object Code as of 6/30/2016

Object Category/Object Code Description	Annual Expenditures	%
Capital Outlay		
541 Purchase of Equipment	-	0.00%
542 Purchase of Computer Hardware	-	0.00%
551 Purchase of Vehicles	-	0.00%
552 License and Title Fees	-	0.00%
Subtotal:	\$ -	0.00%
Other		
361 Membership Dues and Fees	\$ -	0.00%
363 Assessments/Penalties	-	0.00%
371 Liability Insurance	-	0.00%
372 Vehicle Liability Insurance	-	0.00%
373 Property Insurance	-	0.00%
378 Scholastic Accident Insurance	-	0.00%
379 Other Insurance & Judgments	-	0.00%
715 Transfers to Multiple Enterprise Fund	\$ -	0.00%
Subtotal:	\$ -	0.00%
Grand Total:	\$ 197,117	100.00%

