

LEA 111 - Asheville City Schools

PRC 027 - Teacher Assistants

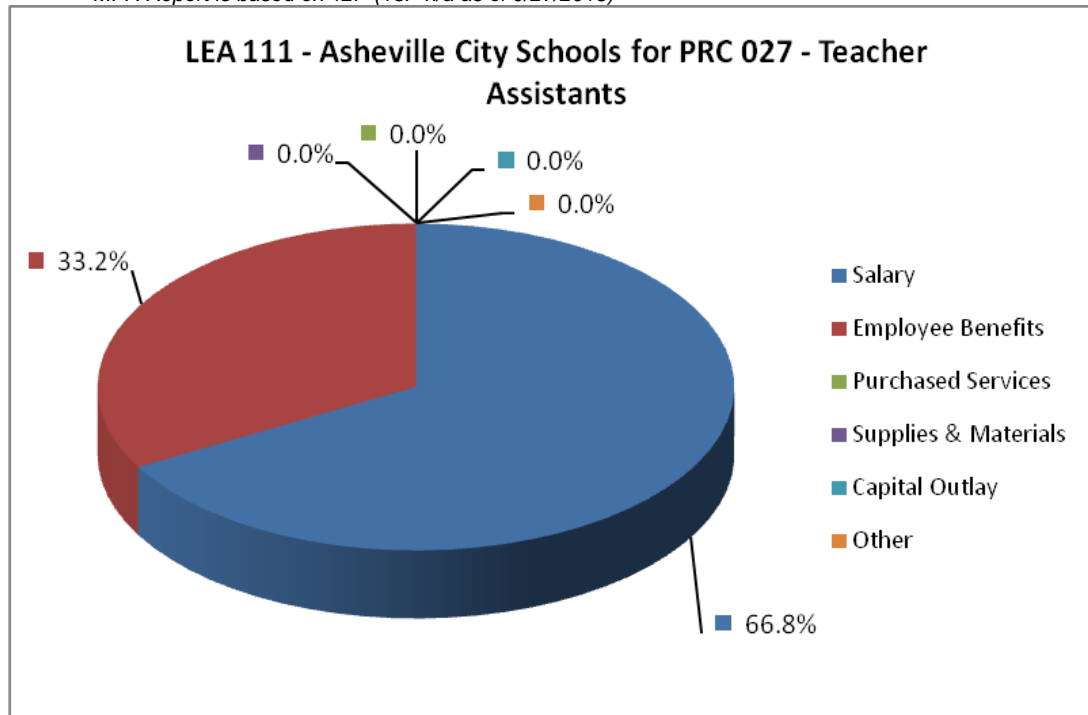
Fiscal Year 2017-2018 District Expenditures by LEA and Object Code as of 6/30/2018

Object Category/Object Code Description		Annual Expenditures	%
Salary			
111	Superintendent	\$ -	0.00%
112	Associate & Deputy Superintendent	-	0.00%
113	Director and/or Supervisor	-	0.00%
114	Classified Principal/Headmaster	-	0.00%
115	Finance Officer	-	0.00%
116	Assistant Principal (Non-teaching)	-	0.00%
117	Other Assistant Principal Assignment	-	0.00%
118	Assistant Superintendent	-	0.00%
121	Teacher	-	0.00%
122	Interim Teacher – (Paid at Non-certified Rate)	-	0.00%
123	JROTC Teacher	-	0.00%
124	Foreign Exchange (VIF)	-	0.00%
125	New Teacher Orientation	-	0.00%
126	Extended Contracts	-	0.00%
127	Master Teacher	-	0.00%
129_1	Above the Scale Salary (SBA)	-	0.00%
129_2	Above the Scale Salary (Other than SBA)	-	0.00%
131	Instructional Support I - Regular Scale	-	0.00%
132	Instructional Support II - Advanced Scale	-	0.00%
133	Psychologists	-	0.00%
134	Teacher Mentor	-	0.00%
135	Instructional Facilitators	-	0.00%
141	Teacher Assistant - Other	-	0.00%
142	Teacher Assistant - NCLB	844,518	66.75%
143	Tutor	-	0.00%
144	Interpreter/Brailist/Translator	-	0.00%
145	Therapist	-	0.00%
146	Specialist (School-Based)	-	0.00%
147	Monitors	-	0.00%
148	Non-Certified Instructor	-	0.00%
149	School Resource Officer	-	0.00%
151	Office Support	-	0.00%
152	Technician	-	0.00%
153	Administrative Specialist (Central Support)	-	0.00%
162	Substitute Pay - Regular Absence	-	0.00%
163	Substitute Pay - Staff Development	-	0.00%
164	Substitute Pay - Full-Time Non-Certified	-	0.00%
165	Substitute Pay - Non-Teaching	-	0.00%
166	Teacher Assistant Pay - Staff Development	-	0.00%
167	Teacher Assistant Pay - Regular Absence	1,217	0.10%
171	Driver	-	0.00%
172	Driver Overtime	-	0.00%
173	Custodian	-	0.00%
174	Cafeteria Workers	-	0.00%
175	Skilled Trades	-	0.00%
176	Manager	-	0.00%
177	Work Study Student	-	0.00%
181	Supplementary Pay	-	0.00%
180	Bonus Pay (Not Subject to Retirement)	-	0.00%
182	Employee Allowances Taxable	-	0.00%
183	Bonus Pay	-	0.00%
187	Salary Differential (Military, Local, ...)	-	0.00%
191	Curriculum Development Pay	-	0.00%
192	Additional Responsibility Stipend	-	0.00%
193	Mentor Pay	-	0.00%
194	State-Designated Stipend	-	0.00%
196	Staff Development Participant Pay	-	0.00%

197	Staff Development Instructor	-	0.00%
198	Tutorial Pay	-	0.00%
199	Overtime Pay	-	0.00%
Subtotal:		\$ 845,735	66.84%
Employee Benefits			
211	Employer's Social Security - Regular	\$ 60,589	4.79%
221	Employer's Retirement - Regular	144,160	11.39%
229	Other Retirement Cost	-	0.00%
231	Employer's Hospitalization Insurance	214,786	16.98%
232	Employer's Workers' Comp Insurance	-	0.00%
233	Employer's Unemployment Insurance	-	0.00%
234	Employer's Dental Ins Cost	-	0.00%
235	Employer's Life Insurance Cost	-	0.00%
239	Other Insurance Cost	-	0.00%
184	Longevity Pay	-	0.00%
185	Bonus Leave Pay	-	0.00%
186	Short Term Disability Pay	-	0.00%
188	Annual Leave Pay	-	0.00%
189	Short Term Disability Pay – First Six Months	-	0.00%
Subtotal:		\$ 419,536	33.16%
Purchased Services			
311	Contracted Services	\$ -	0.00%
312	Workshop Expenses/Allowable Travel	-	0.00%
313	Advertising Cost	-	0.00%
314	Printing and Binding Fees	-	0.00%
315	Reproduction Costs	-	0.00%
316	Commercial driver's License Medical Exam	-	0.00%
317	Psychological Contract Services	-	0.00%
318	Speech and Language Contracted Services	-	0.00%
319	Other Professional/Technical Services	-	0.00%
321	Public Utilities - Electric Services	-	0.00%
322	Public Utilities - Natural Gas	-	0.00%
323	Public Utilities - Water/Sewer	-	0.00%
324	Waste Management	-	0.00%
325	Contracted Repairs - Land/Bldg	-	0.00%
326	Contracted Repairs - Equipment	-	0.00%
327	Rentals/Leases	-	0.00%
331	Pupil Transportation - Contracted	-	0.00%
332	Travel Reimbursement	-	0.00%
333	Field Trips	-	0.00%
341	Telephone	-	0.00%
342	Postage	-	0.00%
343	Telecommunications Services	-	0.00%
344	Mobile Communication Costs	-	0.00%
351	Tuition Reimbursements	-	0.00%
352	Employee Education Reimbursement	-	0.00%
353	Certification/Licensing Fees	-	0.00%
Subtotal:		\$ -	0.00%
Supplies & Materials			
411	Supplies and Materials	\$ -	0.00%
412M	State Textbooks *)	-	0.00%
413M	Other Textbooks *)	-	0.00%
413	Other Textbooks	-	0.00%
414	Library Books	-	0.00%
415	Community College/University Textbooks	-	0.00%
418	Computer Software and Supplies	-	0.00%
421	Fuel for Facilities	-	0.00%
422	Repair Parts, Materials & Labor	-	0.00%
423	Gas/Diesel Fuel	-	0.00%
424	Oil	-	0.00%
425	Tires and Tubes	-	0.00%
451	Food Purchase	-	0.00%
459	Other Food Purchases	-	0.00%

461	Furniture and Equipment	-	0.00%
462	Computer Equipment	-	0.00%
471	Sales and Use Tax Expense	-	0.00%
472	Sales and Use Tax Refund	-	0.00%
Subtotal:		\$	- 0.00%
Capital Outlay			
522	General Contract	-	0.00%
529	Miscellaneous Contracts & Other	-	0.00%
541	Purchase of Equipment	-	0.00%
542	Purchase of Computer Hardware	-	0.00%
551	Purchase of Vehicles	-	0.00%
552	License and Title Fees	-	0.00%
Subtotal:		\$	- 0.00%
Other			
361	Membership Dues and Fees	\$	- 0.00%
362	Dues and Fees	-	0.00%
363	Assessments/Penalties	-	0.00%
371	Liability Insurance	-	0.00%
372	Vehicle Liability Insurance	-	0.00%
373	Property Insurance	-	0.00%
375	Insurance and Judgments	-	0.00%
378	Scholastic Accident Insurance	-	0.00%
379	Other Insurance & Judgments	-	0.00%
715	Transfers to Multiple Enterprise Fund	\$	- 0.00%
Subtotal:		\$	- 0.00%
<hr/>			
Grand Total:		\$	1,265,271 100.00%

* Note: Objects Codes with "M" indicator (412M and 413M) signifies the amounts sourced from MFR report
MFR Report is based on 12P (13P n/a as of 9/27/2018)



LEA 111 - Asheville City Schools

PRC 029 - Behavioral Support

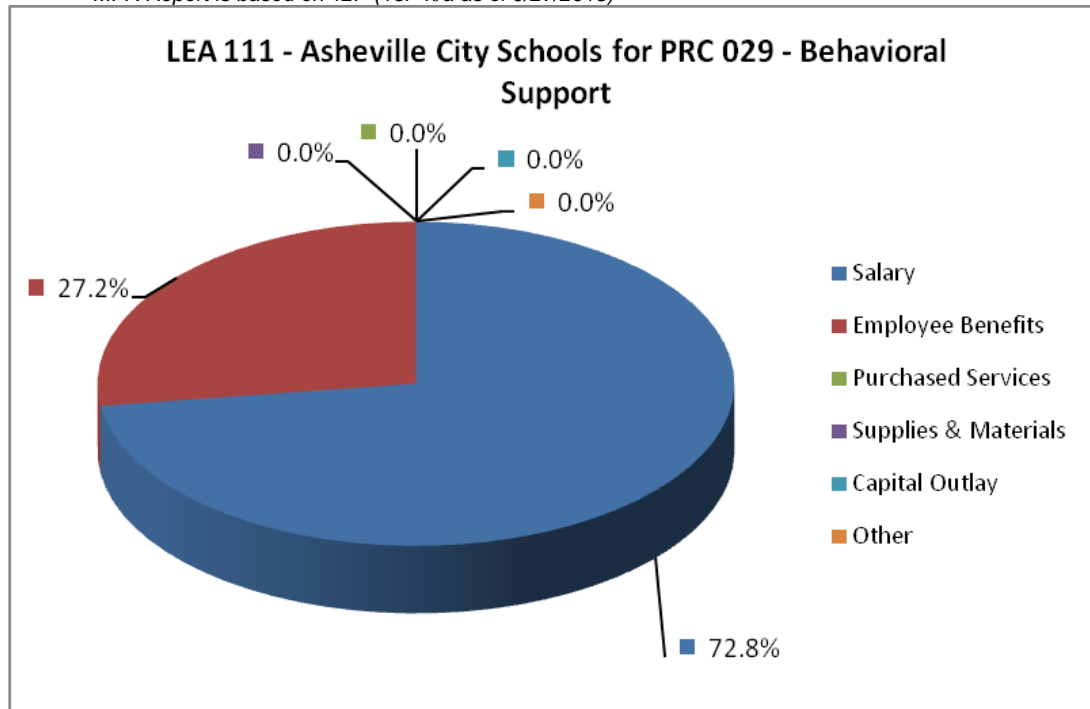
Fiscal Year 2017-2018 District Expenditures by LEA and Object Code as of 6/30/2018

Object Category/Object Code Description		Annual Expenditures	%
Salary			
111	Superintendent	\$ -	0.00%
112	Associate & Deputy Superintendent	-	0.00%
113	Director and/or Supervisor	-	0.00%
114	Classified Principal/Headmaster	-	0.00%
115	Finance Officer	-	0.00%
116	Assistant Principal (Non-teaching)	-	0.00%
117	Other Assistant Principal Assignment	-	0.00%
118	Assistant Superintendent	-	0.00%
121	Teacher	57,138	65.68%
122	Interim Teacher – (Paid at Non-certified Rate)	-	0.00%
123	JROTC Teacher	-	0.00%
124	Foreign Exchange (VIF)	-	0.00%
125	New Teacher Orientation	-	0.00%
126	Extended Contracts	-	0.00%
127	Master Teacher	-	0.00%
129_1	Above the Scale Salary (SBA)	-	0.00%
129_2	Above the Scale Salary (Other than SBA)	-	0.00%
131	Instructional Support I - Regular Scale	-	0.00%
132	Instructional Support II - Advanced Scale	-	0.00%
133	Psychologists	-	0.00%
134	Teacher Mentor	-	0.00%
135	Instructional Facilitators	-	0.00%
141	Teacher Assistant - Other	-	0.00%
142	Teacher Assistant - NCLB	6,204	7.13%
143	Tutor	-	0.00%
144	Interpreter/Brailist/Translator	-	0.00%
145	Therapist	-	0.00%
146	Specialist (School-Based)	-	0.00%
147	Monitors	-	0.00%
148	Non-Certified Instructor	-	0.00%
149	School Resource Officer	-	0.00%
151	Office Support	-	0.00%
152	Technician	-	0.00%
153	Administrative Specialist (Central Support)	-	0.00%
162	Substitute Pay - Regular Absence	-	0.00%
163	Substitute Pay - Staff Development	-	0.00%
164	Substitute Pay - Full-Time Non-Certified	-	0.00%
165	Substitute Pay - Non-Teaching	-	0.00%
166	Teacher Assistant Pay - Staff Development	-	0.00%
167	Teacher Assistant Pay - Regular Absence	-	0.00%
171	Driver	-	0.00%
172	Driver Overtime	-	0.00%
173	Custodian	-	0.00%
174	Cafeteria Workers	-	0.00%
175	Skilled Trades	-	0.00%
176	Manager	-	0.00%
177	Work Study Student	-	0.00%
181	Supplementary Pay	-	0.00%
180	Bonus Pay (Not Subject to Retirement)	-	0.00%
182	Employee Allowances Taxable	-	0.00%
183	Bonus Pay	-	0.00%
187	Salary Differential (Military, Local, ...)	-	0.00%
191	Curriculum Development Pay	-	0.00%
192	Additional Responsibility Stipend	-	0.00%
193	Mentor Pay	-	0.00%
194	State-Designated Stipend	-	0.00%
196	Staff Development Participant Pay	-	0.00%

197	Staff Development Instructor	-	0.00%
198	Tutorial Pay	-	0.00%
199	Overtime Pay	-	0.00%
Subtotal:		\$ 63,342	72.81%
Employee Benefits			
211	Employer's Social Security - Regular	\$ 4,389	5.04%
221	Employer's Retirement - Regular	10,851	12.47%
229	Other Retirement Cost	-	0.00%
231	Employer's Hospitalization Insurance	8,416	9.67%
232	Employer's Workers' Comp Insurance	-	0.00%
233	Employer's Unemployment Insurance	-	0.00%
234	Employer's Dental Ins Cost	-	0.00%
235	Employer's Life Insurance Cost	-	0.00%
239	Other Insurance Cost	-	0.00%
184	Longevity Pay	-	0.00%
185	Bonus Leave Pay	-	0.00%
186	Short Term Disability Pay	-	0.00%
188	Annual Leave Pay	-	0.00%
189	Short Term Disability Pay – First Six Months	-	0.00%
Subtotal:		\$ 23,655	27.19%
Purchased Services			
311	Contracted Services	\$ -	0.00%
312	Workshop Expenses/Allowable Travel	-	0.00%
313	Advertising Cost	-	0.00%
314	Printing and Binding Fees	-	0.00%
315	Reproduction Costs	-	0.00%
316	Commercial driver's License Medical Exam	-	0.00%
317	Psychological Contract Services	-	0.00%
318	Speech and Language Contracted Services	-	0.00%
319	Other Professional/Technical Services	-	0.00%
321	Public Utilities - Electric Services	-	0.00%
322	Public Utilities - Natural Gas	-	0.00%
323	Public Utilities - Water/Sewer	-	0.00%
324	Waste Management	-	0.00%
325	Contracted Repairs - Land/Bldg	-	0.00%
326	Contracted Repairs - Equipment	-	0.00%
327	Rentals/Leases	-	0.00%
331	Pupil Transportation - Contracted	-	0.00%
332	Travel Reimbursement	-	0.00%
333	Field Trips	-	0.00%
341	Telephone	-	0.00%
342	Postage	-	0.00%
343	Telecommunications Services	-	0.00%
344	Mobile Communication Costs	-	0.00%
351	Tuition Reimbursements	-	0.00%
352	Employee Education Reimbursement	-	0.00%
353	Certification/Licensing Fees	-	0.00%
Subtotal:		\$ -	0.00%
Supplies & Materials			
411	Supplies and Materials	\$ -	0.00%
412M	State Textbooks *)	-	0.00%
413M	Other Textbooks *)	-	0.00%
413	Other Textbooks	-	0.00%
414	Library Books	-	0.00%
415	Community College/University Textbooks	-	0.00%
418	Computer Software and Supplies	-	0.00%
421	Fuel for Facilities	-	0.00%
422	Repair Parts, Materials & Labor	-	0.00%
423	Gas/Diesel Fuel	-	0.00%
424	Oil	-	0.00%
425	Tires and Tubes	-	0.00%
451	Food Purchase	-	0.00%
459	Other Food Purchases	-	0.00%

461	Furniture and Equipment	-	0.00%
462	Computer Equipment	-	0.00%
471	Sales and Use Tax Expense	-	0.00%
472	Sales and Use Tax Refund	-	0.00%
Subtotal:		\$	- 0.00%
Capital Outlay			
522	General Contract	-	0.00%
529	Miscellaneous Contracts & Other	-	0.00%
541	Purchase of Equipment	-	0.00%
542	Purchase of Computer Hardware	-	0.00%
551	Purchase of Vehicles	-	0.00%
552	License and Title Fees	-	0.00%
Subtotal:		\$	- 0.00%
Other			
361	Membership Dues and Fees	\$	- 0.00%
362	Dues and Fees	-	0.00%
363	Assessments/Penalties	-	0.00%
371	Liability Insurance	-	0.00%
372	Vehicle Liability Insurance	-	0.00%
373	Property Insurance	-	0.00%
375	Insurance and Judgments	-	0.00%
378	Scholastic Accident Insurance	-	0.00%
379	Other Insurance & Judgments	-	0.00%
715	Transfers to Multiple Enterprise Fund	\$	- 0.00%
Subtotal:		\$	- 0.00%
<hr/>			
Grand Total:		\$	86,997 100.00%

* Note: Objects Codes with "M" indicator (412M and 413M) signifies the amounts sourced from MFR report
MFR Report is based on 12P (13P n/a as of 9/27/2018)



LEA 111 - Asheville City Schools

PRC 032 - Children With Special Needs

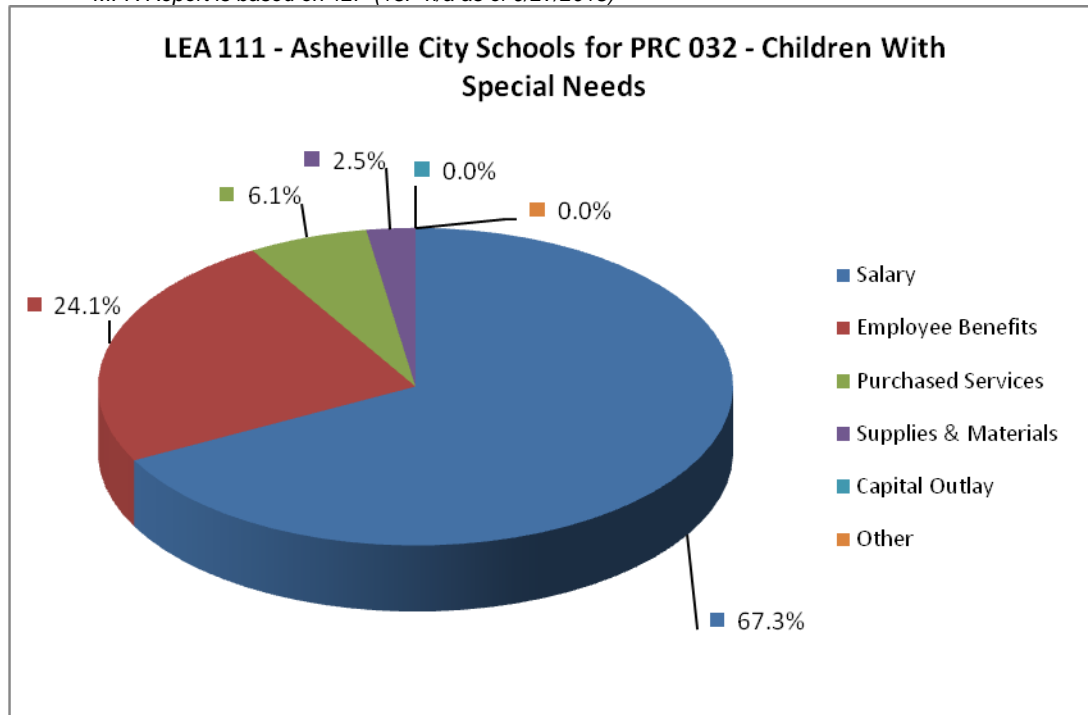
Fiscal Year 2017-2018 District Expenditures by LEA and Object Code as of 6/30/2018

Object Category/Object Code Description		Annual Expenditures	%
Salary			
111	Superintendent	\$ -	0.00%
112	Associate & Deputy Superintendent	-	0.00%
113	Director and/or Supervisor	-	0.00%
114	Classified Principal/Headmaster	-	0.00%
115	Finance Officer	-	0.00%
116	Assistant Principal (Non-teaching)	-	0.00%
117	Other Assistant Principal Assignment	-	0.00%
118	Assistant Superintendent	-	0.00%
121	Teacher	714,470	28.26%
122	Interim Teacher – (Paid at Non-certified Rate)	-	0.00%
123	JROTC Teacher	-	0.00%
124	Foreign Exchange (VIF)	-	0.00%
125	New Teacher Orientation	-	0.00%
126	Extended Contracts	-	0.00%
127	Master Teacher	-	0.00%
129_1	Above the Scale Salary (SBA)	-	0.00%
129_2	Above the Scale Salary (Other than SBA)	-	0.00%
131	Instructional Support I - Regular Scale	1,965	0.08%
132	Instructional Support II - Advanced Scale	94,235	3.73%
133	Psychologists	181,245	7.17%
134	Teacher Mentor	-	0.00%
135	Instructional Facilitators	126,505	5.00%
141	Teacher Assistant - Other	-	0.00%
142	Teacher Assistant - NCLB	303,896	12.02%
143	Tutor	-	0.00%
144	Interpreter/Brailist/Translator	-	0.00%
145	Therapist	188,931	7.47%
146	Specialist (School-Based)	26,182	1.04%
147	Monitors	-	0.00%
148	Non-Certified Instructor	30,190	1.19%
149	School Resource Officer	-	0.00%
151	Office Support	-	0.00%
152	Technician	-	0.00%
153	Administrative Specialist (Central Support)	-	0.00%
162	Substitute Pay - Regular Absence	23,264	0.92%
163	Substitute Pay - Staff Development	-	0.00%
164	Substitute Pay - Full-Time Non-Certified	-	0.00%
165	Substitute Pay - Non-Teaching	10,932	0.43%
166	Teacher Assistant Pay - Staff Development	-	0.00%
167	Teacher Assistant Pay - Regular Absence	-	0.00%
171	Driver	-	0.00%
172	Driver Overtime	-	0.00%
173	Custodian	-	0.00%
174	Cafeteria Workers	-	0.00%
175	Skilled Trades	-	0.00%
176	Manager	-	0.00%
177	Work Study Student	-	0.00%
181	Supplementary Pay	-	0.00%
180	Bonus Pay (Not Subject to Retirement)	-	0.00%
182	Employee Allowances Taxable	-	0.00%
183	Bonus Pay	-	0.00%
187	Salary Differential (Military, Local, ...)	-	0.00%
191	Curriculum Development Pay	-	0.00%
192	Additional Responsibility Stipend	-	0.00%
193	Mentor Pay	-	0.00%
194	State-Designated Stipend	-	0.00%
196	Staff Development Participant Pay	-	0.00%

197	Staff Development Instructor	-	0.00%
198	Tutorial Pay	-	0.00%
199	Overtime Pay	-	0.00%
Subtotal:		\$ 1,701,813	67.31%
Employee Benefits			
211	Employer's Social Security - Regular	\$ 123,674	4.89%
221	Employer's Retirement - Regular	260,556	10.30%
229	Other Retirement Cost	-	0.00%
231	Employer's Hospitalization Insurance	225,102	8.90%
232	Employer's Workers' Comp Insurance	-	0.00%
233	Employer's Unemployment Insurance	-	0.00%
234	Employer's Dental Ins Cost	-	0.00%
235	Employer's Life Insurance Cost	-	0.00%
239	Other Insurance Cost	-	0.00%
184	Longevity Pay	-	0.00%
185	Bonus Leave Pay	-	0.00%
186	Short Term Disability Pay	-	0.00%
188	Annual Leave Pay	-	0.00%
189	Short Term Disability Pay – First Six Months	-	0.00%
Subtotal:		\$ 609,332	24.10%
Purchased Services			
311	Contracted Services	\$ 65,765	2.60%
312	Workshop Expenses/Allowable Travel	45,219	1.79%
313	Advertising Cost	-	0.00%
314	Printing and Binding Fees	-	0.00%
315	Reproduction Costs	-	0.00%
316	Commercial driver's License Medical Exam	-	0.00%
317	Psychological Contract Services	-	0.00%
318	Speech and Language Contracted Services	-	0.00%
319	Other Professional/Technical Services	750	0.03%
321	Public Utilities - Electric Services	-	0.00%
322	Public Utilities - Natural Gas	-	0.00%
323	Public Utilities - Water/Sewer	-	0.00%
324	Waste Management	-	0.00%
325	Contracted Repairs - Land/Bldg	-	0.00%
326	Contracted Repairs - Equipment	-	0.00%
327	Rentals/Leases	-	0.00%
331	Pupil Transportation - Contracted	37,686	1.49%
332	Travel Reimbursement	5,045	0.20%
333	Field Trips	-	0.00%
341	Telephone	-	0.00%
342	Postage	-	0.00%
343	Telecommunications Services	-	0.00%
344	Mobile Communication Costs	-	0.00%
351	Tuition Reimbursements	-	0.00%
352	Employee Education Reimbursement	-	0.00%
353	Certification/Licensing Fees	-	0.00%
Subtotal:		\$ 154,464	6.11%
Supplies & Materials			
411	Supplies and Materials	\$ -	0.00%
412M	State Textbooks *)	-	0.00%
413M	Other Textbooks *)	-	0.00%
413	Other Textbooks	-	0.00%
414	Library Books	-	0.00%
415	Community College/University Textbooks	-	0.00%
418	Computer Software and Supplies	62,855	2.49%
421	Fuel for Facilities	-	0.00%
422	Repair Parts, Materials & Labor	-	0.00%
423	Gas/Diesel Fuel	-	0.00%
424	Oil	-	0.00%
425	Tires and Tubes	-	0.00%
451	Food Purchase	-	0.00%
459	Other Food Purchases	-	0.00%

461	Furniture and Equipment	-	0.00%
462	Computer Equipment	-	0.00%
471	Sales and Use Tax Expense	-	0.00%
472	Sales and Use Tax Refund	-	0.00%
Subtotal:		\$ 62,855	2.49%
Capital Outlay			
522	General Contract	-	0.00%
529	Miscellaneous Contracts & Other	-	0.00%
541	Purchase of Equipment	-	0.00%
542	Purchase of Computer Hardware	-	0.00%
551	Purchase of Vehicles	-	0.00%
552	License and Title Fees	-	0.00%
Subtotal:		\$ -	0.00%
Other			
361	Membership Dues and Fees	\$ -	0.00%
362	Dues and Fees	-	0.00%
363	Assessments/Penalties	-	0.00%
371	Liability Insurance	-	0.00%
372	Vehicle Liability Insurance	-	0.00%
373	Property Insurance	-	0.00%
375	Insurance and Judgments	-	0.00%
378	Scholastic Accident Insurance	-	0.00%
379	Other Insurance & Judgments	-	0.00%
715	Transfers to Multiple Enterprise Fund	\$ -	0.00%
Subtotal:		\$ -	0.00%
Grand Total:		\$ 2,528,464	100.00%

* Note: Objects Codes with "M" indicator (412M and 413M) signifies the amounts sourced from MFR report
MFR Report is based on 12P (13P n/a as of 9/27/2018)



LEA 111 - Asheville City Schools

PRC 034 - Academically/Intellectually Gifted

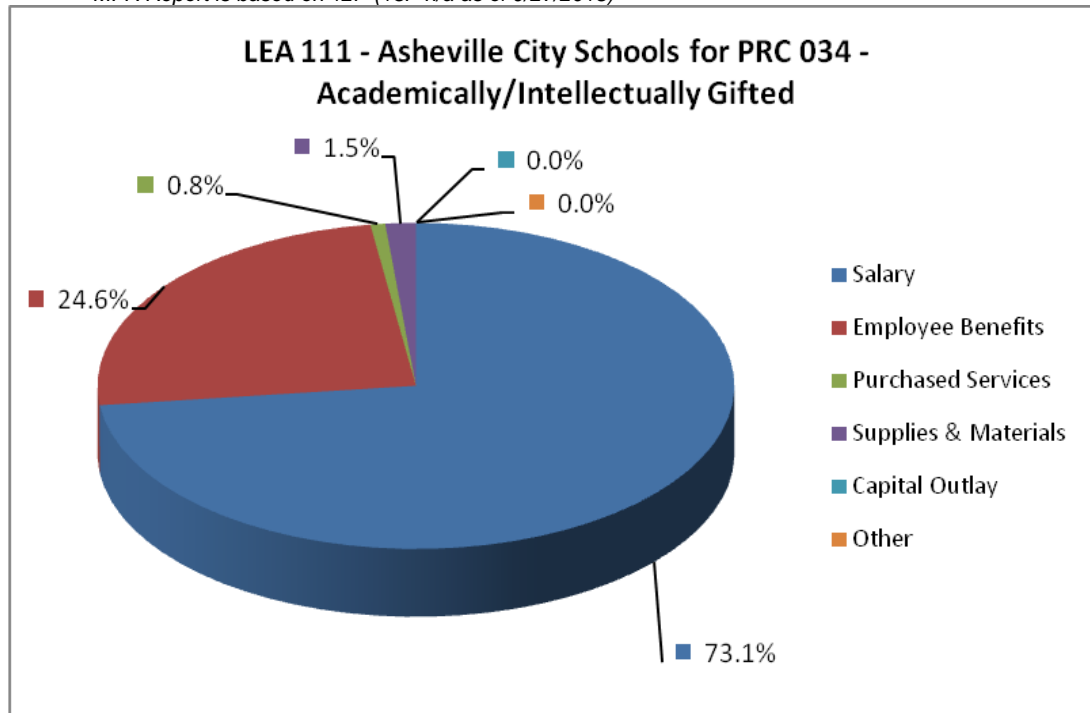
Fiscal Year 2017-2018 District Expenditures by LEA and Object Code as of 6/30/2018

Object Category/Object Code Description		Annual Expenditures		%
Salary				
111	Superintendent	\$	-	0.00%
112	Associate & Deputy Superintendent		-	0.00%
113	Director and/or Supervisor		-	0.00%
114	Classified Principal/Headmaster		-	0.00%
115	Finance Officer		-	0.00%
116	Assistant Principal (Non-teaching)		-	0.00%
117	Other Assistant Principal Assignment		-	0.00%
118	Assistant Superintendent		-	0.00%
121	Teacher		87,183	73.09%
122	Interim Teacher – (Paid at Non-certified Rate)		-	0.00%
123	JROTC Teacher		-	0.00%
124	Foreign Exchange (VIF)		-	0.00%
125	New Teacher Orientation		-	0.00%
126	Extended Contracts		-	0.00%
127	Master Teacher		-	0.00%
129_1	Above the Scale Salary (SBA)		-	0.00%
129_2	Above the Scale Salary (Other than SBA)		-	0.00%
131	Instructional Support I - Regular Scale		-	0.00%
132	Instructional Support II - Advanced Scale		-	0.00%
133	Psychologists		-	0.00%
134	Teacher Mentor		-	0.00%
135	Instructional Facilitators		-	0.00%
141	Teacher Assistant - Other		-	0.00%
142	Teacher Assistant - NCLB		-	0.00%
143	Tutor		-	0.00%
144	Interpreter/Brailist/Translator		-	0.00%
145	Therapist		-	0.00%
146	Specialist (School-Based)		-	0.00%
147	Monitors		-	0.00%
148	Non-Certified Instructor		-	0.00%
149	School Resource Officer		-	0.00%
151	Office Support		-	0.00%
152	Technician		-	0.00%
153	Administrative Specialist (Central Support)		-	0.00%
162	Substitute Pay - Regular Absence		-	0.00%
163	Substitute Pay - Staff Development		-	0.00%
164	Substitute Pay - Full-Time Non-Certified		-	0.00%
165	Substitute Pay - Non-Teaching		-	0.00%
166	Teacher Assistant Pay - Staff Development		-	0.00%
167	Teacher Assistant Pay - Regular Absence		-	0.00%
171	Driver		-	0.00%
172	Driver Overtime		-	0.00%
173	Custodian		-	0.00%
174	Cafeteria Workers		-	0.00%
175	Skilled Trades		-	0.00%
176	Manager		-	0.00%
177	Work Study Student		-	0.00%
181	Supplementary Pay		-	0.00%
180	Bonus Pay (Not Subject to Retirement)		-	0.00%
182	Employee Allowances Taxable		-	0.00%
183	Bonus Pay		-	0.00%
187	Salary Differential (Military, Local, ...)		-	0.00%
191	Curriculum Development Pay		-	0.00%
192	Additional Responsibility Stipend		-	0.00%
193	Mentor Pay		-	0.00%
194	State-Designated Stipend		-	0.00%
196	Staff Development Participant Pay		-	0.00%

197	Staff Development Instructor	-	0.00%
198	Tutorial Pay	-	0.00%
199	Overtime Pay	-	0.00%
Subtotal:		\$ 87,183	73.09%
Employee Benefits			
211	Employer's Social Security - Regular	\$ 6,636	5.56%
221	Employer's Retirement - Regular	14,934	12.52%
229	Other Retirement Cost	-	0.00%
231	Employer's Hospitalization Insurance	7,787	6.53%
232	Employer's Workers' Comp Insurance	-	0.00%
233	Employer's Unemployment Insurance	-	0.00%
234	Employer's Dental Ins Cost	-	0.00%
235	Employer's Life Insurance Cost	-	0.00%
239	Other Insurance Cost	-	0.00%
184	Longevity Pay	-	0.00%
185	Bonus Leave Pay	-	0.00%
186	Short Term Disability Pay	-	0.00%
188	Annual Leave Pay	-	0.00%
189	Short Term Disability Pay – First Six Months	-	0.00%
Subtotal:		\$ 29,358	24.61%
Purchased Services			
311	Contracted Services	\$ -	0.00%
312	Workshop Expenses/Allowable Travel	897	0.75%
313	Advertising Cost	-	0.00%
314	Printing and Binding Fees	-	0.00%
315	Reproduction Costs	-	0.00%
316	Commercial driver's License Medical Exam	-	0.00%
317	Psychological Contract Services	-	0.00%
318	Speech and Language Contracted Services	-	0.00%
319	Other Professional/Technical Services	-	0.00%
321	Public Utilities - Electric Services	-	0.00%
322	Public Utilities - Natural Gas	-	0.00%
323	Public Utilities - Water/Sewer	-	0.00%
324	Waste Management	-	0.00%
325	Contracted Repairs - Land/Bldg	-	0.00%
326	Contracted Repairs - Equipment	-	0.00%
327	Rentals/Leases	-	0.00%
331	Pupil Transportation - Contracted	-	0.00%
332	Travel Reimbursement	-	0.00%
333	Field Trips	-	0.00%
341	Telephone	-	0.00%
342	Postage	-	0.00%
343	Telecommunications Services	-	0.00%
344	Mobile Communication Costs	-	0.00%
351	Tuition Reimbursements	-	0.00%
352	Employee Education Reimbursement	-	0.00%
353	Certification/Licensing Fees	-	0.00%
Subtotal:		\$ 897	0.75%
Supplies & Materials			
411	Supplies and Materials	\$ 1,842	1.54%
412M	State Textbooks *)	-	0.00%
413M	Other Textbooks *)	-	0.00%
413	Other Textbooks	-	0.00%
414	Library Books	-	0.00%
415	Community College/University Textbooks	-	0.00%
418	Computer Software and Supplies	-	0.00%
421	Fuel for Facilities	-	0.00%
422	Repair Parts, Materials & Labor	-	0.00%
423	Gas/Diesel Fuel	-	0.00%
424	Oil	-	0.00%
425	Tires and Tubes	-	0.00%
451	Food Purchase	-	0.00%
459	Other Food Purchases	-	0.00%

461	Furniture and Equipment	-	0.00%
462	Computer Equipment	-	0.00%
471	Sales and Use Tax Expense	-	0.00%
472	Sales and Use Tax Refund	-	0.00%
Subtotal:		\$ 1,842	1.54%
Capital Outlay			
522	General Contract	-	0.00%
529	Miscellaneous Contracts & Other	-	0.00%
541	Purchase of Equipment	-	0.00%
542	Purchase of Computer Hardware	-	0.00%
551	Purchase of Vehicles	-	0.00%
552	License and Title Fees	-	0.00%
Subtotal:		\$ -	0.00%
Other			
361	Membership Dues and Fees	\$ -	0.00%
362	Dues and Fees	-	0.00%
363	Assessments/Penalties	-	0.00%
371	Liability Insurance	-	0.00%
372	Vehicle Liability Insurance	-	0.00%
373	Property Insurance	-	0.00%
375	Insurance and Judgments	-	0.00%
378	Scholastic Accident Insurance	-	0.00%
379	Other Insurance & Judgments	-	0.00%
715	Transfers to Multiple Enterprise Fund	\$ -	0.00%
Subtotal:		\$ -	0.00%
Grand Total:		\$ 119,280	100.00%

* Note: Objects Codes with "M" indicator (412M and 413M) signifies the amounts sourced from MFR report
MFR Report is based on 12P (13P n/a as of 9/27/2018)



LEA 111 - Asheville City Schools

PRC 045 - Veteran Teacher Retention Bonus

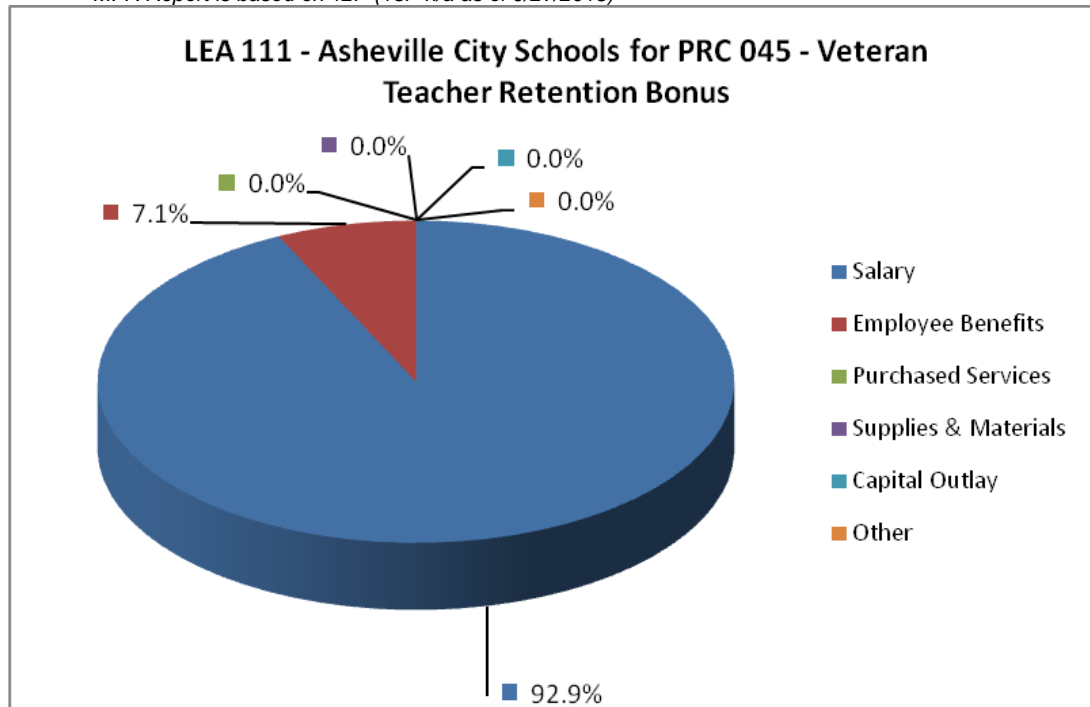
Fiscal Year 2017-2018 District Expenditures by LEA and Object Code as of 6/30/2018

Object Category/Object Code Description		Annual Expenditures		%
Salary				
111	Superintendent	\$	-	0.00%
112	Associate & Deputy Superintendent		-	0.00%
113	Director and/or Supervisor		-	0.00%
114	Classified Principal/Headmaster		-	0.00%
115	Finance Officer		-	0.00%
116	Assistant Principal (Non-teaching)		-	0.00%
117	Other Assistant Principal Assignment		-	0.00%
118	Assistant Superintendent		-	0.00%
121	Teacher		-	0.00%
122	Interim Teacher – (Paid at Non-certified Rate)		-	0.00%
123	JROTC Teacher		-	0.00%
124	Foreign Exchange (VIF)		-	0.00%
125	New Teacher Orientation		-	0.00%
126	Extended Contracts		-	0.00%
127	Master Teacher		-	0.00%
129_1	Above the Scale Salary (SBA)		-	0.00%
129_2	Above the Scale Salary (Other than SBA)		-	0.00%
131	Instructional Support I - Regular Scale		-	0.00%
132	Instructional Support II - Advanced Scale		-	0.00%
133	Psychologists		-	0.00%
134	Teacher Mentor		-	0.00%
135	Instructional Facilitators		-	0.00%
141	Teacher Assistant - Other		-	0.00%
142	Teacher Assistant - NCLB		-	0.00%
143	Tutor		-	0.00%
144	Interpreter/Brailist/Translator		-	0.00%
145	Therapist		-	0.00%
146	Specialist (School-Based)		-	0.00%
147	Monitors		-	0.00%
148	Non-Certified Instructor		-	0.00%
149	School Resource Officer		-	0.00%
151	Office Support		-	0.00%
152	Technician		-	0.00%
153	Administrative Specialist (Central Support)		-	0.00%
162	Substitute Pay - Regular Absence		-	0.00%
163	Substitute Pay - Staff Development		-	0.00%
164	Substitute Pay - Full-Time Non-Certified		-	0.00%
165	Substitute Pay - Non-Teaching		-	0.00%
166	Teacher Assistant Pay - Staff Development		-	0.00%
167	Teacher Assistant Pay - Regular Absence		-	0.00%
171	Driver		-	0.00%
172	Driver Overtime		-	0.00%
173	Custodian		-	0.00%
174	Cafeteria Workers		-	0.00%
175	Skilled Trades		-	0.00%
176	Manager		-	0.00%
177	Work Study Student		-	0.00%
181	Supplementary Pay		-	0.00%
180	Bonus Pay (Not Subject to Retirement)	7,123		92.89%
182	Employee Allowances Taxable		-	0.00%
183	Bonus Pay		-	0.00%
187	Salary Differential (Military, Local, ...)		-	0.00%
191	Curriculum Development Pay		-	0.00%
192	Additional Responsibility Stipend		-	0.00%
193	Mentor Pay		-	0.00%
194	State-Designated Stipend		-	0.00%
196	Staff Development Participant Pay		-	0.00%

197	Staff Development Instructor	-	0.00%
198	Tutorial Pay	-	0.00%
199	Overtime Pay	-	0.00%
Subtotal:		\$ 7,123	92.89%
Employee Benefits			
211	Employer's Social Security - Regular	\$ 545	7.11%
221	Employer's Retirement - Regular	-	0.00%
229	Other Retirement Cost	-	0.00%
231	Employer's Hospitalization Insurance	-	0.00%
232	Employer's Workers' Comp Insurance	-	0.00%
233	Employer's Unemployment Insurance	-	0.00%
234	Employer's Dental Ins Cost	-	0.00%
235	Employer's Life Insurance Cost	-	0.00%
239	Other Insurance Cost	-	0.00%
184	Longevity Pay	-	0.00%
185	Bonus Leave Pay	-	0.00%
186	Short Term Disability Pay	-	0.00%
188	Annual Leave Pay	-	0.00%
189	Short Term Disability Pay – First Six Months	-	0.00%
Subtotal:		\$ 545	7.11%
Purchased Services			
311	Contracted Services	\$ -	0.00%
312	Workshop Expenses/Allowable Travel	-	0.00%
313	Advertising Cost	-	0.00%
314	Printing and Binding Fees	-	0.00%
315	Reproduction Costs	-	0.00%
316	Commercial driver's License Medical Exam	-	0.00%
317	Psychological Contract Services	-	0.00%
318	Speech and Language Contracted Services	-	0.00%
319	Other Professional/Technical Services	-	0.00%
321	Public Utilities - Electric Services	-	0.00%
322	Public Utilities - Natural Gas	-	0.00%
323	Public Utilities - Water/Sewer	-	0.00%
324	Waste Management	-	0.00%
325	Contracted Repairs - Land/Bldg	-	0.00%
326	Contracted Repairs - Equipment	-	0.00%
327	Rentals/Leases	-	0.00%
331	Pupil Transportation - Contracted	-	0.00%
332	Travel Reimbursement	-	0.00%
333	Field Trips	-	0.00%
341	Telephone	-	0.00%
342	Postage	-	0.00%
343	Telecommunications Services	-	0.00%
344	Mobile Communication Costs	-	0.00%
351	Tuition Reimbursements	-	0.00%
352	Employee Education Reimbursement	-	0.00%
353	Certification/Licensing Fees	-	0.00%
Subtotal:		\$ -	0.00%
Supplies & Materials			
411	Supplies and Materials	\$ -	0.00%
412M	State Textbooks *)	-	0.00%
413M	Other Textbooks *)	-	0.00%
413	Other Textbooks	-	0.00%
414	Library Books	-	0.00%
415	Community College/University Textbooks	-	0.00%
418	Computer Software and Supplies	-	0.00%
421	Fuel for Facilities	-	0.00%
422	Repair Parts, Materials & Labor	-	0.00%
423	Gas/Diesel Fuel	-	0.00%
424	Oil	-	0.00%
425	Tires and Tubes	-	0.00%
451	Food Purchase	-	0.00%
459	Other Food Purchases	-	0.00%

461	Furniture and Equipment	-	0.00%
462	Computer Equipment	-	0.00%
471	Sales and Use Tax Expense	-	0.00%
472	Sales and Use Tax Refund	-	0.00%
Subtotal:		\$	- 0.00%
Capital Outlay			
522	General Contract	-	0.00%
529	Miscellaneous Contracts & Other	-	0.00%
541	Purchase of Equipment	-	0.00%
542	Purchase of Computer Hardware	-	0.00%
551	Purchase of Vehicles	-	0.00%
552	License and Title Fees	-	0.00%
Subtotal:		\$	- 0.00%
Other			
361	Membership Dues and Fees	\$	- 0.00%
362	Dues and Fees	-	0.00%
363	Assessments/Penalties	-	0.00%
371	Liability Insurance	-	0.00%
372	Vehicle Liability Insurance	-	0.00%
373	Property Insurance	-	0.00%
375	Insurance and Judgments	-	0.00%
378	Scholastic Accident Insurance	-	0.00%
379	Other Insurance & Judgments	-	0.00%
715	Transfers to Multiple Enterprise Fund	\$	- 0.00%
Subtotal:		\$	- 0.00%
Grand Total:		\$	7,667 100.00%

* Note: Objects Codes with "M" indicator (412M and 413M) signifies the amounts sourced from MFR report
MFR Report is based on 12P (13P n/a as of 9/27/2018)



LEA 111 - Asheville City Schools

PRC 046 - Third Grade Reading Teacher Bonus 2017-18

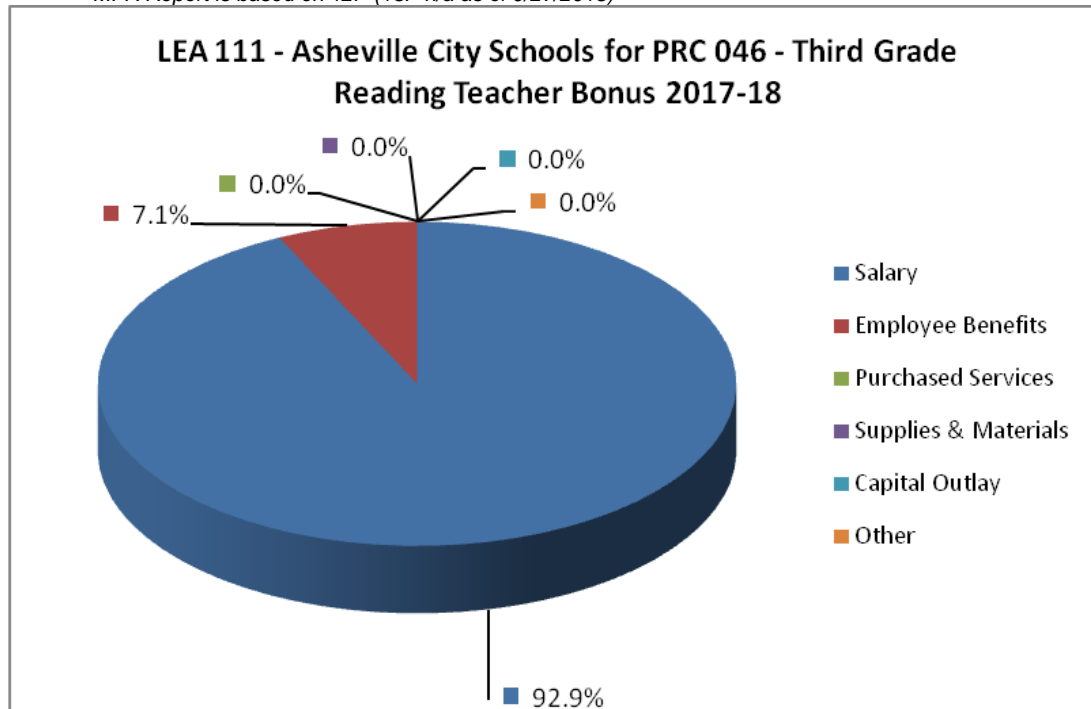
Fiscal Year 2017-2018 District Expenditures by LEA and Object Code as of 6/30/2018

Object Category/Object Code Description		Annual Expenditures		%
Salary				
111	Superintendent	\$	-	0.00%
112	Associate & Deputy Superintendent		-	0.00%
113	Director and/or Supervisor		-	0.00%
114	Classified Principal/Headmaster		-	0.00%
115	Finance Officer		-	0.00%
116	Assistant Principal (Non-teaching)		-	0.00%
117	Other Assistant Principal Assignment		-	0.00%
118	Assistant Superintendent		-	0.00%
121	Teacher		-	0.00%
122	Interim Teacher – (Paid at Non-certified Rate)		-	0.00%
123	JROTC Teacher		-	0.00%
124	Foreign Exchange (VIF)		-	0.00%
125	New Teacher Orientation		-	0.00%
126	Extended Contracts		-	0.00%
127	Master Teacher		-	0.00%
129_1	Above the Scale Salary (SBA)		-	0.00%
129_2	Above the Scale Salary (Other than SBA)		-	0.00%
131	Instructional Support I - Regular Scale		-	0.00%
132	Instructional Support II - Advanced Scale		-	0.00%
133	Psychologists		-	0.00%
134	Teacher Mentor		-	0.00%
135	Instructional Facilitators		-	0.00%
141	Teacher Assistant - Other		-	0.00%
142	Teacher Assistant - NCLB		-	0.00%
143	Tutor		-	0.00%
144	Interpreter/Brailist/Translator		-	0.00%
145	Therapist		-	0.00%
146	Specialist (School-Based)		-	0.00%
147	Monitors		-	0.00%
148	Non-Certified Instructor		-	0.00%
149	School Resource Officer		-	0.00%
151	Office Support		-	0.00%
152	Technician		-	0.00%
153	Administrative Specialist (Central Support)		-	0.00%
162	Substitute Pay - Regular Absence		-	0.00%
163	Substitute Pay - Staff Development		-	0.00%
164	Substitute Pay - Full-Time Non-Certified		-	0.00%
165	Substitute Pay - Non-Teaching		-	0.00%
166	Teacher Assistant Pay - Staff Development		-	0.00%
167	Teacher Assistant Pay - Regular Absence		-	0.00%
171	Driver		-	0.00%
172	Driver Overtime		-	0.00%
173	Custodian		-	0.00%
174	Cafeteria Workers		-	0.00%
175	Skilled Trades		-	0.00%
176	Manager		-	0.00%
177	Work Study Student		-	0.00%
181	Supplementary Pay		-	0.00%
180	Bonus Pay (Not Subject to Retirement)		25,587	92.89%
182	Employee Allowances Taxable		-	0.00%
183	Bonus Pay		-	0.00%
187	Salary Differential (Military, Local, ...)		-	0.00%
191	Curriculum Development Pay		-	0.00%
192	Additional Responsibility Stipend		-	0.00%
193	Mentor Pay		-	0.00%
194	State-Designated Stipend		-	0.00%
196	Staff Development Participant Pay		-	0.00%

197	Staff Development Instructor	-	0.00%
198	Tutorial Pay	-	0.00%
199	Overtime Pay	-	0.00%
Subtotal:		\$ 25,587	92.89%
Employee Benefits			
211	Employer's Social Security - Regular	\$ 1,957	7.11%
221	Employer's Retirement - Regular	-	0.00%
229	Other Retirement Cost	-	0.00%
231	Employer's Hospitalization Insurance	-	0.00%
232	Employer's Workers' Comp Insurance	-	0.00%
233	Employer's Unemployment Insurance	-	0.00%
234	Employer's Dental Ins Cost	-	0.00%
235	Employer's Life Insurance Cost	-	0.00%
239	Other Insurance Cost	-	0.00%
184	Longevity Pay	-	0.00%
185	Bonus Leave Pay	-	0.00%
186	Short Term Disability Pay	-	0.00%
188	Annual Leave Pay	-	0.00%
189	Short Term Disability Pay – First Six Months	-	0.00%
Subtotal:		\$ 1,957	7.11%
Purchased Services			
311	Contracted Services	\$ -	0.00%
312	Workshop Expenses/Allowable Travel	-	0.00%
313	Advertising Cost	-	0.00%
314	Printing and Binding Fees	-	0.00%
315	Reproduction Costs	-	0.00%
316	Commercial driver's License Medical Exam	-	0.00%
317	Psychological Contract Services	-	0.00%
318	Speech and Language Contracted Services	-	0.00%
319	Other Professional/Technical Services	-	0.00%
321	Public Utilities - Electric Services	-	0.00%
322	Public Utilities - Natural Gas	-	0.00%
323	Public Utilities - Water/Sewer	-	0.00%
324	Waste Management	-	0.00%
325	Contracted Repairs - Land/Bldg	-	0.00%
326	Contracted Repairs - Equipment	-	0.00%
327	Rentals/Leases	-	0.00%
331	Pupil Transportation - Contracted	-	0.00%
332	Travel Reimbursement	-	0.00%
333	Field Trips	-	0.00%
341	Telephone	-	0.00%
342	Postage	-	0.00%
343	Telecommunications Services	-	0.00%
344	Mobile Communication Costs	-	0.00%
351	Tuition Reimbursements	-	0.00%
352	Employee Education Reimbursement	-	0.00%
353	Certification/Licensing Fees	-	0.00%
Subtotal:		\$ -	0.00%
Supplies & Materials			
411	Supplies and Materials	\$ -	0.00%
412M	State Textbooks *)	-	0.00%
413M	Other Textbooks *)	-	0.00%
413	Other Textbooks	-	0.00%
414	Library Books	-	0.00%
415	Community College/University Textbooks	-	0.00%
418	Computer Software and Supplies	-	0.00%
421	Fuel for Facilities	-	0.00%
422	Repair Parts, Materials & Labor	-	0.00%
423	Gas/Diesel Fuel	-	0.00%
424	Oil	-	0.00%
425	Tires and Tubes	-	0.00%
451	Food Purchase	-	0.00%
459	Other Food Purchases	-	0.00%

461	Furniture and Equipment	-	0.00%
462	Computer Equipment	-	0.00%
471	Sales and Use Tax Expense	-	0.00%
472	Sales and Use Tax Refund	-	0.00%
Subtotal:		\$ -	0.00%
Capital Outlay			
522	General Contract	-	0.00%
529	Miscellaneous Contracts & Other	-	0.00%
541	Purchase of Equipment	-	0.00%
542	Purchase of Computer Hardware	-	0.00%
551	Purchase of Vehicles	-	0.00%
552	License and Title Fees	-	0.00%
Subtotal:		\$ -	0.00%
Other			
361	Membership Dues and Fees	\$ -	0.00%
362	Dues and Fees	-	0.00%
363	Assessments/Penalties	-	0.00%
371	Liability Insurance	-	0.00%
372	Vehicle Liability Insurance	-	0.00%
373	Property Insurance	-	0.00%
375	Insurance and Judgments	-	0.00%
378	Scholastic Accident Insurance	-	0.00%
379	Other Insurance & Judgments	-	0.00%
715	Transfers to Multiple Enterprise Fund	\$ -	0.00%
Subtotal:		\$ -	0.00%
<hr/>			
Grand Total:		\$ 27,545	100.00%

* Note: Objects Codes with "M" indicator (412M and 413M) signifies the amounts sourced from MFR report
MFR Report is based on 12P (13P n/a as of 9/27/2018)



LEA 111 - Asheville City Schools

PRC 048 - Test Results Bonus

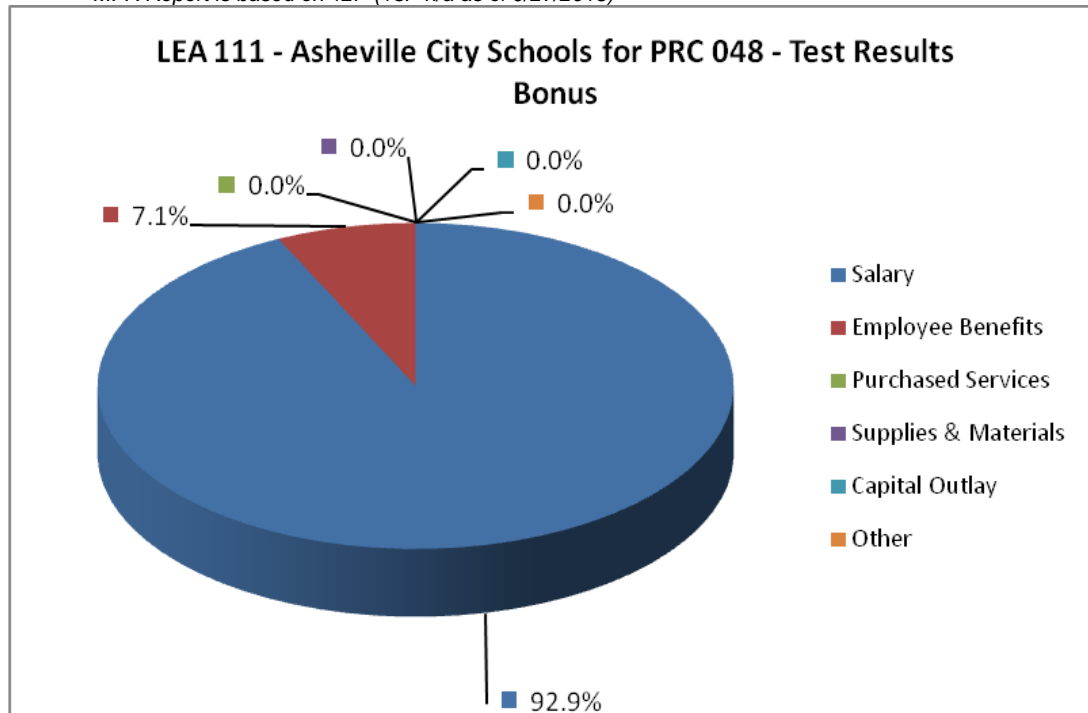
Fiscal Year 2017-2018 District Expenditures by LEA and Object Code as of 6/30/2018

Object Category/Object Code Description		Annual Expenditures		%
Salary				
111	Superintendent	\$	-	0.00%
112	Associate & Deputy Superintendent		-	0.00%
113	Director and/or Supervisor		-	0.00%
114	Classified Principal/Headmaster		-	0.00%
115	Finance Officer		-	0.00%
116	Assistant Principal (Non-teaching)		-	0.00%
117	Other Assistant Principal Assignment		-	0.00%
118	Assistant Superintendent		-	0.00%
121	Teacher		-	0.00%
122	Interim Teacher – (Paid at Non-certified Rate)		-	0.00%
123	JROTC Teacher		-	0.00%
124	Foreign Exchange (VIF)		-	0.00%
125	New Teacher Orientation		-	0.00%
126	Extended Contracts		-	0.00%
127	Master Teacher		-	0.00%
129_1	Above the Scale Salary (SBA)		-	0.00%
129_2	Above the Scale Salary (Other than SBA)		-	0.00%
131	Instructional Support I - Regular Scale		-	0.00%
132	Instructional Support II - Advanced Scale		-	0.00%
133	Psychologists		-	0.00%
134	Teacher Mentor		-	0.00%
135	Instructional Facilitators		-	0.00%
141	Teacher Assistant - Other		-	0.00%
142	Teacher Assistant - NCLB		-	0.00%
143	Tutor		-	0.00%
144	Interpreter/Brailist/Translator		-	0.00%
145	Therapist		-	0.00%
146	Specialist (School-Based)		-	0.00%
147	Monitors		-	0.00%
148	Non-Certified Instructor		-	0.00%
149	School Resource Officer		-	0.00%
151	Office Support		-	0.00%
152	Technician		-	0.00%
153	Administrative Specialist (Central Support)		-	0.00%
162	Substitute Pay - Regular Absence		-	0.00%
163	Substitute Pay - Staff Development		-	0.00%
164	Substitute Pay - Full-Time Non-Certified		-	0.00%
165	Substitute Pay - Non-Teaching		-	0.00%
166	Teacher Assistant Pay - Staff Development		-	0.00%
167	Teacher Assistant Pay - Regular Absence		-	0.00%
171	Driver		-	0.00%
172	Driver Overtime		-	0.00%
173	Custodian		-	0.00%
174	Cafeteria Workers		-	0.00%
175	Skilled Trades		-	0.00%
176	Manager		-	0.00%
177	Work Study Student		-	0.00%
181	Supplementary Pay		-	0.00%
180	Bonus Pay (Not Subject to Retirement)		94,000	92.90%
182	Employee Allowances Taxable		-	0.00%
183	Bonus Pay		-	0.00%
187	Salary Differential (Military, Local, ...)		-	0.00%
191	Curriculum Development Pay		-	0.00%
192	Additional Responsibility Stipend		-	0.00%
193	Mentor Pay		-	0.00%
194	State-Designated Stipend		-	0.00%
196	Staff Development Participant Pay		-	0.00%

197	Staff Development Instructor	-	0.00%
198	Tutorial Pay	-	0.00%
199	Overtime Pay	-	0.00%
Subtotal:		\$ 94,000	92.90%
Employee Benefits			
211	Employer's Social Security - Regular	\$ 7,182	7.10%
221	Employer's Retirement - Regular	-	0.00%
229	Other Retirement Cost	-	0.00%
231	Employer's Hospitalization Insurance	-	0.00%
232	Employer's Workers' Comp Insurance	-	0.00%
233	Employer's Unemployment Insurance	-	0.00%
234	Employer's Dental Ins Cost	-	0.00%
235	Employer's Life Insurance Cost	-	0.00%
239	Other Insurance Cost	-	0.00%
184	Longevity Pay	-	0.00%
185	Bonus Leave Pay	-	0.00%
186	Short Term Disability Pay	-	0.00%
188	Annual Leave Pay	-	0.00%
189	Short Term Disability Pay – First Six Months	-	0.00%
Subtotal:		\$ 7,182	7.10%
Purchased Services			
311	Contracted Services	\$ -	0.00%
312	Workshop Expenses/Allowable Travel	-	0.00%
313	Advertising Cost	-	0.00%
314	Printing and Binding Fees	-	0.00%
315	Reproduction Costs	-	0.00%
316	Commercial driver's License Medical Exam	-	0.00%
317	Psychological Contract Services	-	0.00%
318	Speech and Language Contracted Services	-	0.00%
319	Other Professional/Technical Services	-	0.00%
321	Public Utilities - Electric Services	-	0.00%
322	Public Utilities - Natural Gas	-	0.00%
323	Public Utilities - Water/Sewer	-	0.00%
324	Waste Management	-	0.00%
325	Contracted Repairs - Land/Bldg	-	0.00%
326	Contracted Repairs - Equipment	-	0.00%
327	Rentals/Leases	-	0.00%
331	Pupil Transportation - Contracted	-	0.00%
332	Travel Reimbursement	-	0.00%
333	Field Trips	-	0.00%
341	Telephone	-	0.00%
342	Postage	-	0.00%
343	Telecommunications Services	-	0.00%
344	Mobile Communication Costs	-	0.00%
351	Tuition Reimbursements	-	0.00%
352	Employee Education Reimbursement	-	0.00%
353	Certification/Licensing Fees	-	0.00%
Subtotal:		\$ -	0.00%
Supplies & Materials			
411	Supplies and Materials	\$ -	0.00%
412M	State Textbooks *)	-	0.00%
413M	Other Textbooks *)	-	0.00%
413	Other Textbooks	-	0.00%
414	Library Books	-	0.00%
415	Community College/University Textbooks	-	0.00%
418	Computer Software and Supplies	-	0.00%
421	Fuel for Facilities	-	0.00%
422	Repair Parts, Materials & Labor	-	0.00%
423	Gas/Diesel Fuel	-	0.00%
424	Oil	-	0.00%
425	Tires and Tubes	-	0.00%
451	Food Purchase	-	0.00%
459	Other Food Purchases	-	0.00%

461	Furniture and Equipment	-	0.00%
462	Computer Equipment	-	0.00%
471	Sales and Use Tax Expense	-	0.00%
472	Sales and Use Tax Refund	-	0.00%
Subtotal:		\$	- 0.00%
Capital Outlay			
522	General Contract	-	0.00%
529	Miscellaneous Contracts & Other	-	0.00%
541	Purchase of Equipment	-	0.00%
542	Purchase of Computer Hardware	-	0.00%
551	Purchase of Vehicles	-	0.00%
552	License and Title Fees	-	0.00%
Subtotal:		\$	- 0.00%
Other			
361	Membership Dues and Fees	\$	- 0.00%
362	Dues and Fees	-	0.00%
363	Assessments/Penalties	-	0.00%
371	Liability Insurance	-	0.00%
372	Vehicle Liability Insurance	-	0.00%
373	Property Insurance	-	0.00%
375	Insurance and Judgments	-	0.00%
378	Scholastic Accident Insurance	-	0.00%
379	Other Insurance & Judgments	-	0.00%
715	Transfers to Multiple Enterprise Fund	\$	- 0.00%
Subtotal:		\$	- 0.00%
Grand Total:		\$	101,182 100.00%

* Note: Objects Codes with "M" indicator (412M and 413M) signifies the amounts sourced from MFR report
MFR Report is based on 12P (13P n/a as of 9/27/2018)



LEA 111 - Asheville City Schools

PRC 054 - Limited English Proficiency (LEP)

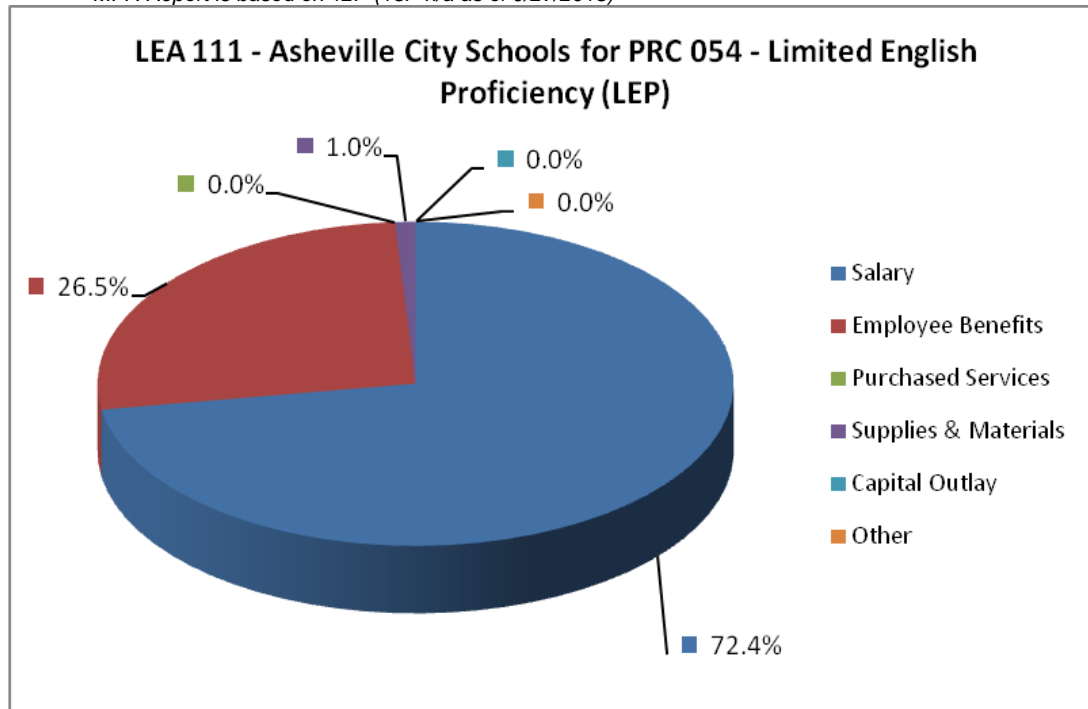
Fiscal Year 2017-2018 District Expenditures by LEA and Object Code as of 6/30/2018

Object Category/Object Code Description		Annual Expenditures		%
Salary				
111	Superintendent	\$	-	0.00%
112	Associate & Deputy Superintendent		-	0.00%
113	Director and/or Supervisor		-	0.00%
114	Classified Principal/Headmaster		-	0.00%
115	Finance Officer		-	0.00%
116	Assistant Principal (Non-teaching)		-	0.00%
117	Other Assistant Principal Assignment		-	0.00%
118	Assistant Superintendent		-	0.00%
121	Teacher		54,479	72.40%
122	Interim Teacher – (Paid at Non-certified Rate)		-	0.00%
123	JROTC Teacher		-	0.00%
124	Foreign Exchange (VIF)		-	0.00%
125	New Teacher Orientation		-	0.00%
126	Extended Contracts		-	0.00%
127	Master Teacher		-	0.00%
129_1	Above the Scale Salary (SBA)		-	0.00%
129_2	Above the Scale Salary (Other than SBA)		-	0.00%
131	Instructional Support I - Regular Scale		-	0.00%
132	Instructional Support II - Advanced Scale		-	0.00%
133	Psychologists		-	0.00%
134	Teacher Mentor		-	0.00%
135	Instructional Facilitators		-	0.00%
141	Teacher Assistant - Other		-	0.00%
142	Teacher Assistant - NCLB		-	0.00%
143	Tutor		-	0.00%
144	Interpreter/Brailist/Translator		-	0.00%
145	Therapist		-	0.00%
146	Specialist (School-Based)		-	0.00%
147	Monitors		-	0.00%
148	Non-Certified Instructor		-	0.00%
149	School Resource Officer		-	0.00%
151	Office Support		-	0.00%
152	Technician		-	0.00%
153	Administrative Specialist (Central Support)		-	0.00%
162	Substitute Pay - Regular Absence		27	0.04%
163	Substitute Pay - Staff Development		-	0.00%
164	Substitute Pay - Full-Time Non-Certified		-	0.00%
165	Substitute Pay - Non-Teaching		-	0.00%
166	Teacher Assistant Pay - Staff Development		-	0.00%
167	Teacher Assistant Pay - Regular Absence		-	0.00%
171	Driver		-	0.00%
172	Driver Overtime		-	0.00%
173	Custodian		-	0.00%
174	Cafeteria Workers		-	0.00%
175	Skilled Trades		-	0.00%
176	Manager		-	0.00%
177	Work Study Student		-	0.00%
181	Supplementary Pay		-	0.00%
180	Bonus Pay (Not Subject to Retirement)		-	0.00%
182	Employee Allowances Taxable		-	0.00%
183	Bonus Pay		-	0.00%
187	Salary Differential (Military, Local, ...)		-	0.00%
191	Curriculum Development Pay		-	0.00%
192	Additional Responsibility Stipend		-	0.00%
193	Mentor Pay		-	0.00%
194	State-Designated Stipend		-	0.00%
196	Staff Development Participant Pay		-	0.00%

197	Staff Development Instructor	-	0.00%
198	Tutorial Pay	-	0.00%
199	Overtime Pay	-	0.00%
Subtotal:		\$ 54,507	72.43%
Employee Benefits			
211	Employer's Social Security - Regular	\$ 3,951	5.25%
221	Employer's Retirement - Regular	9,332	12.40%
229	Other Retirement Cost	-	0.00%
231	Employer's Hospitalization Insurance	6,680	8.88%
232	Employer's Workers' Comp Insurance	-	0.00%
233	Employer's Unemployment Insurance	-	0.00%
234	Employer's Dental Ins Cost	-	0.00%
235	Employer's Life Insurance Cost	-	0.00%
239	Other Insurance Cost	-	0.00%
184	Longevity Pay	-	0.00%
185	Bonus Leave Pay	-	0.00%
186	Short Term Disability Pay	-	0.00%
188	Annual Leave Pay	-	0.00%
189	Short Term Disability Pay – First Six Months	-	0.00%
Subtotal:		\$ 19,963	26.53%
Purchased Services			
311	Contracted Services	\$ -	0.00%
312	Workshop Expenses/Allowable Travel	-	0.00%
313	Advertising Cost	-	0.00%
314	Printing and Binding Fees	-	0.00%
315	Reproduction Costs	-	0.00%
316	Commercial driver's License Medical Exam	-	0.00%
317	Psychological Contract Services	-	0.00%
318	Speech and Language Contracted Services	-	0.00%
319	Other Professional/Technical Services	-	0.00%
321	Public Utilities - Electric Services	-	0.00%
322	Public Utilities - Natural Gas	-	0.00%
323	Public Utilities - Water/Sewer	-	0.00%
324	Waste Management	-	0.00%
325	Contracted Repairs - Land/Bldg	-	0.00%
326	Contracted Repairs - Equipment	-	0.00%
327	Rentals/Leases	-	0.00%
331	Pupil Transportation - Contracted	-	0.00%
332	Travel Reimbursement	-	0.00%
333	Field Trips	-	0.00%
341	Telephone	-	0.00%
342	Postage	-	0.00%
343	Telecommunications Services	-	0.00%
344	Mobile Communication Costs	-	0.00%
351	Tuition Reimbursements	-	0.00%
352	Employee Education Reimbursement	-	0.00%
353	Certification/Licensing Fees	-	0.00%
Subtotal:		\$ -	0.00%
Supplies & Materials			
411	Supplies and Materials	\$ 780	1.04%
412M	State Textbooks *)	-	0.00%
413M	Other Textbooks *)	-	0.00%
413	Other Textbooks	-	0.00%
414	Library Books	-	0.00%
415	Community College/University Textbooks	-	0.00%
418	Computer Software and Supplies	-	0.00%
421	Fuel for Facilities	-	0.00%
422	Repair Parts, Materials & Labor	-	0.00%
423	Gas/Diesel Fuel	-	0.00%
424	Oil	-	0.00%
425	Tires and Tubes	-	0.00%
451	Food Purchase	-	0.00%
459	Other Food Purchases	-	0.00%

461	Furniture and Equipment	-	0.00%
462	Computer Equipment	-	0.00%
471	Sales and Use Tax Expense	-	0.00%
472	Sales and Use Tax Refund	-	0.00%
Subtotal:		\$ 780	1.04%
Capital Outlay			
522	General Contract	-	0.00%
529	Miscellaneous Contracts & Other	-	0.00%
541	Purchase of Equipment	-	0.00%
542	Purchase of Computer Hardware	-	0.00%
551	Purchase of Vehicles	-	0.00%
552	License and Title Fees	-	0.00%
Subtotal:		\$ -	0.00%
Other			
361	Membership Dues and Fees	\$ -	0.00%
362	Dues and Fees	-	0.00%
363	Assessments/Penalties	-	0.00%
371	Liability Insurance	-	0.00%
372	Vehicle Liability Insurance	-	0.00%
373	Property Insurance	-	0.00%
375	Insurance and Judgments	-	0.00%
378	Scholastic Accident Insurance	-	0.00%
379	Other Insurance & Judgments	-	0.00%
715	Transfers to Multiple Enterprise Fund	\$ -	0.00%
Subtotal:		\$ -	0.00%
Grand Total:		\$ 75,250	100.00%

* Note: Objects Codes with "M" indicator (412M and 413M) signifies the amounts sourced from MFR report
MFR Report is based on 12P (13P n/a as of 9/27/2018)



LEA 111 - Asheville City Schools

PRC 056 - Transportation of Pupils

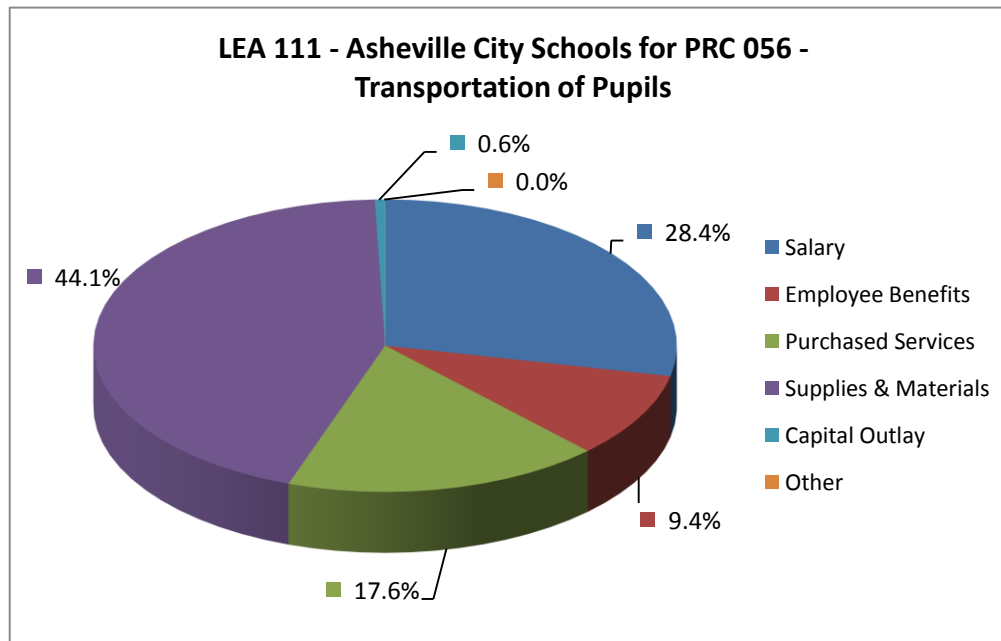
Fiscal Year 2017-2018 District Expenditures by LEA and Object Code as of 6/30/2018

Object Category/Object Code Description		Annual Expenditures		%
Salary				
111	Superintendent	\$	-	0.00%
112	Associate & Deputy Superintendent		-	0.00%
113	Director and/or Supervisor		-	0.00%
114	Classified Principal/Headmaster		-	0.00%
115	Finance Officer		-	0.00%
116	Assistant Principal (Non-teaching)		-	0.00%
117	Other Assistant Principal Assignment		-	0.00%
118	Assistant Superintendent		-	0.00%
121	Teacher		-	0.00%
122	Interim Teacher – (Paid at Non-certified Rate)		-	0.00%
123	JROTC Teacher		-	0.00%
124	Foreign Exchange (VIF)		-	0.00%
125	New Teacher Orientation		-	0.00%
126	Extended Contracts		-	0.00%
127	Master Teacher		-	0.00%
129_1	Above the Scale Salary (SBA)		-	0.00%
129_2	Above the Scale Salary (Other than SBA)		-	0.00%
131	Instructional Support I - Regular Scale		-	0.00%
132	Instructional Support II - Advanced Scale		-	0.00%
133	Psychologists		-	0.00%
134	Teacher Mentor		-	0.00%
135	Instructional Facilitators		-	0.00%
141	Teacher Assistant - Other		-	0.00%
142	Teacher Assistant - NCLB		-	0.00%
143	Tutor		-	0.00%
144	Interpreter/Brailist/Translator		-	0.00%
145	Therapist		-	0.00%
146	Specialist (School-Based)		-	0.00%
147	Monitors		-	0.00%
148	Non-Certified Instructor		-	0.00%
149	School Resource Officer		-	0.00%
151	Office Support		-	0.00%
152	Technician		-	0.00%
153	Administrative Specialist (Central Support)		-	0.00%
162	Substitute Pay - Regular Absence		-	0.00%
163	Substitute Pay - Staff Development		-	0.00%
164	Substitute Pay - Full-Time Non-Certified		-	0.00%
165	Substitute Pay - Non-Teaching		-	0.00%
166	Teacher Assistant Pay - Staff Development		-	0.00%
167	Teacher Assistant Pay - Regular Absence		-	0.00%
171	Driver		-	0.00%
172	Driver Overtime		-	0.00%
173	Custodian		-	0.00%
174	Cafeteria Workers		-	0.00%
175	Skilled Trades	98,864	28.35%	
176	Manager		-	0.00%
177	Work Study Student		-	0.00%
181	Supplementary Pay		-	0.00%
180	Bonus Pay (Not Subject to Retirement)		-	0.00%
182	Employee Allowances Taxable		-	0.00%
183	Bonus Pay		-	0.00%
187	Salary Differential (Military, Local, ...)		-	0.00%
191	Curriculum Development Pay		-	0.00%
192	Additional Responsibility Stipend		-	0.00%
193	Mentor Pay		-	0.00%
194	State-Designated Stipend		-	0.00%
196	Staff Development Participant Pay		-	0.00%

197	Staff Development Instructor	-	0.00%
198	Tutorial Pay	-	0.00%
199	Overtime Pay	-	0.00%
Subtotal:		\$ 98,864	28.35%
Employee Benefits			
211	Employer's Social Security - Regular	\$ 6,688	1.92%
221	Employer's Retirement - Regular	16,935	4.86%
229	Other Retirement Cost	-	0.00%
231	Employer's Hospitalization Insurance	9,294	2.67%
232	Employer's Workers' Comp Insurance	-	0.00%
233	Employer's Unemployment Insurance	-	0.00%
234	Employer's Dental Ins Cost	-	0.00%
235	Employer's Life Insurance Cost	-	0.00%
239	Other Insurance Cost	-	0.00%
184	Longevity Pay	-	0.00%
185	Bonus Leave Pay	-	0.00%
186	Short Term Disability Pay	-	0.00%
188	Annual Leave Pay	-	0.00%
189	Short Term Disability Pay – First Six Months	-	0.00%
Subtotal:		\$ 32,918	9.44%
Purchased Services			
311	Contracted Services	\$ -	0.00%
312	Workshop Expenses/Allowable Travel	1,053	0.30%
313	Advertising Cost	-	0.00%
314	Printing and Binding Fees	-	0.00%
315	Reproduction Costs	-	0.00%
316	Commercial driver's License Medical Exam	1,089	0.31%
317	Psychological Contract Services	-	0.00%
318	Speech and Language Contracted Services	-	0.00%
319	Other Professional/Technical Services	2,673	0.77%
321	Public Utilities - Electric Services	-	0.00%
322	Public Utilities - Natural Gas	-	0.00%
323	Public Utilities - Water/Sewer	-	0.00%
324	Waste Management	-	0.00%
325	Contracted Repairs - Land/Bldg	-	0.00%
326	Contracted Repairs - Equipment	49,388	14.16%
327	Rentals/Leases	-	0.00%
331	Pupil Transportation - Contracted	2,242	0.64%
332	Travel Reimbursement	673	0.19%
333	Field Trips	-	0.00%
341	Telephone	-	0.00%
342	Postage	-	0.00%
343	Telecommunications Services	-	0.00%
344	Mobile Communication Costs	4,161	1.19%
351	Tuition Reimbursements	-	0.00%
352	Employee Education Reimbursement	-	0.00%
353	Certification/Licensing Fees	-	0.00%
Subtotal:		\$ 61,280	17.57%
Supplies & Materials			
411	Supplies and Materials	\$ 1,626	0.47%
412M	State Textbooks *)	-	0.00%
413M	Other Textbooks *)	-	0.00%
413	Other Textbooks	-	0.00%
414	Library Books	-	0.00%
415	Community College/University Textbooks	-	0.00%
418	Computer Software and Supplies	-	0.00%
421	Fuel for Facilities	-	0.00%
422	Repair Parts, Materials & Labor	15,219	4.36%
423	Gas/Diesel Fuel	93,665	26.86%
424	Oil	-	0.00%
425	Tires and Tubes	43,109	12.36%
451	Food Purchase	-	0.00%
459	Other Food Purchases	-	0.00%

461	Furniture and Equipment	-	0.00%
462	Computer Equipment	-	0.00%
471	Sales and Use Tax Expense	-	0.00%
472	Sales and Use Tax Refund	-	0.00%
Subtotal:		\$ 153,620	44.06%
Capital Outlay			
522	General Contract	-	0.00%
529	Miscellaneous Contracts & Other	-	0.00%
541	Purchase of Equipment	2,000	0.57%
542	Purchase of Computer Hardware	-	0.00%
551	Purchase of Vehicles	-	0.00%
552	License and Title Fees	-	0.00%
Subtotal:		\$ 2,000	0.57%
Other			
361	Membership Dues and Fees	\$ -	0.00%
362	Dues and Fees	-	0.00%
363	Assessments/Penalties	-	0.00%
371	Liability Insurance	-	0.00%
372	Vehicle Liability Insurance	-	0.00%
373	Property Insurance	-	0.00%
375	Insurance and Judgments	-	0.00%
378	Scholastic Accident Insurance	-	0.00%
379	Other Insurance & Judgments	-	0.00%
715	Transfers to Multiple Enterprise Fund	\$ -	0.00%
Subtotal:		\$ -	0.00%
Grand Total:		\$ 348,683	100.00%

* Note: Objects Codes with "M" indicator (412M and 413M) signifies the amounts sourced from MFR report
MFR Report is based on 12P (13P n/a as of 9/27/2018)



LEA 111 - Asheville City Schools

PRC 061 - Classroom Materials/Instructional Supplies and Equipment

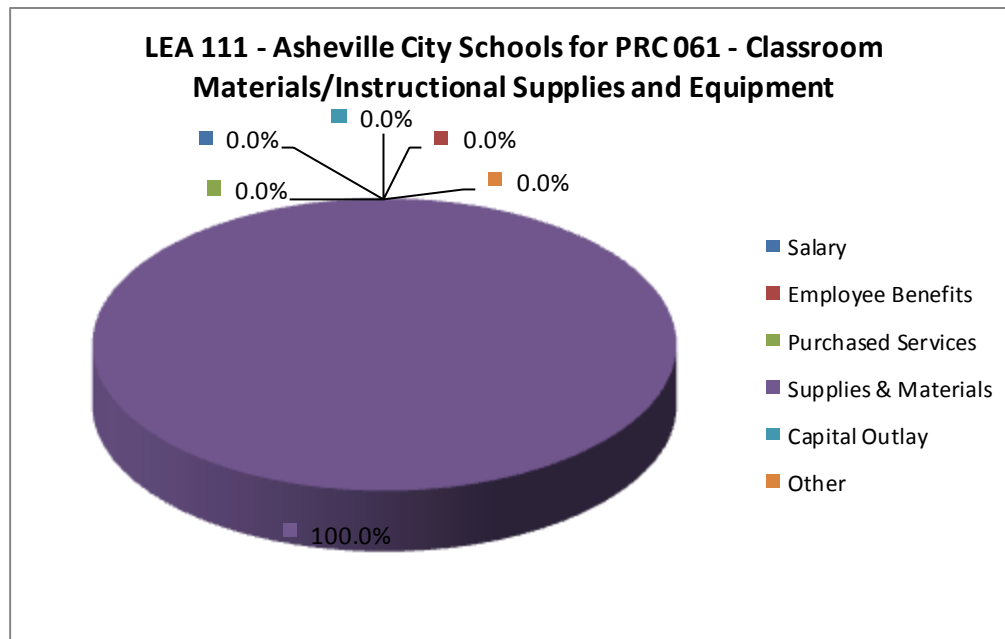
Fiscal Year 2017-2018 District Expenditures by LEA and Object Code as of 6/30/2018

Object Category/Object Code Description		Annual Expenditures		%
Salary				
111	Superintendent	\$	-	0.00%
112	Associate & Deputy Superintendent		-	0.00%
113	Director and/or Supervisor		-	0.00%
114	Classified Principal/Headmaster		-	0.00%
115	Finance Officer		-	0.00%
116	Assistant Principal (Non-teaching)		-	0.00%
117	Other Assistant Principal Assignment		-	0.00%
118	Assistant Superintendent		-	0.00%
121	Teacher		-	0.00%
122	Interim Teacher – (Paid at Non-certified Rate)		-	0.00%
123	JROTC Teacher		-	0.00%
124	Foreign Exchange (VIF)		-	0.00%
125	New Teacher Orientation		-	0.00%
126	Extended Contracts		-	0.00%
127	Master Teacher		-	0.00%
129_1	Above the Scale Salary (SBA)		-	0.00%
129_2	Above the Scale Salary (Other than SBA)		-	0.00%
131	Instructional Support I - Regular Scale		-	0.00%
132	Instructional Support II - Advanced Scale		-	0.00%
133	Psychologists		-	0.00%
134	Teacher Mentor		-	0.00%
135	Instructional Facilitators		-	0.00%
141	Teacher Assistant - Other		-	0.00%
142	Teacher Assistant - NCLB		-	0.00%
143	Tutor		-	0.00%
144	Interpreter/Brailist/Translator		-	0.00%
145	Therapist		-	0.00%
146	Specialist (School-Based)		-	0.00%
147	Monitors		-	0.00%
148	Non-Certified Instructor		-	0.00%
149	School Resource Officer		-	0.00%
151	Office Support		-	0.00%
152	Technician		-	0.00%
153	Administrative Specialist (Central Support)		-	0.00%
162	Substitute Pay - Regular Absence		-	0.00%
163	Substitute Pay - Staff Development		-	0.00%
164	Substitute Pay - Full-Time Non-Certified		-	0.00%
165	Substitute Pay - Non-Teaching		-	0.00%
166	Teacher Assistant Pay - Staff Development		-	0.00%
167	Teacher Assistant Pay - Regular Absence		-	0.00%
171	Driver		-	0.00%
172	Driver Overtime		-	0.00%
173	Custodian		-	0.00%
174	Cafeteria Workers		-	0.00%
175	Skilled Trades		-	0.00%
176	Manager		-	0.00%
177	Work Study Student		-	0.00%
181	Supplementary Pay		-	0.00%
180	Bonus Pay (Not Subject to Retirement)		-	0.00%
182	Employee Allowances Taxable		-	0.00%
183	Bonus Pay		-	0.00%
187	Salary Differential (Military, Local, ...)		-	0.00%
191	Curriculum Development Pay		-	0.00%
192	Additional Responsibility Stipend		-	0.00%
193	Mentor Pay		-	0.00%
194	State-Designated Stipend		-	0.00%
196	Staff Development Participant Pay		-	0.00%

197	Staff Development Instructor	-	0.00%
198	Tutorial Pay	-	0.00%
199	Overtime Pay	-	0.00%
Subtotal:		\$ -	0.00%
Employee Benefits			
211	Employer's Social Security - Regular	\$ -	0.00%
221	Employer's Retirement - Regular	-	0.00%
229	Other Retirement Cost	-	0.00%
231	Employer's Hospitalization Insurance	-	0.00%
232	Employer's Workers' Comp Insurance	-	0.00%
233	Employer's Unemployment Insurance	-	0.00%
234	Employer's Dental Ins Cost	-	0.00%
235	Employer's Life Insurance Cost	-	0.00%
239	Other Insurance Cost	-	0.00%
184	Longevity Pay	-	0.00%
185	Bonus Leave Pay	-	0.00%
186	Short Term Disability Pay	-	0.00%
188	Annual Leave Pay	-	0.00%
189	Short Term Disability Pay – First Six Months	-	0.00%
Subtotal:		\$ -	0.00%
Purchased Services			
311	Contracted Services	\$ -	0.00%
312	Workshop Expenses/Allowable Travel	-	0.00%
313	Advertising Cost	-	0.00%
314	Printing and Binding Fees	-	0.00%
315	Reproduction Costs	-	0.00%
316	Commercial driver's License Medical Exam	-	0.00%
317	Psychological Contract Services	-	0.00%
318	Speech and Language Contracted Services	-	0.00%
319	Other Professional/Technical Services	-	0.00%
321	Public Utilities - Electric Services	-	0.00%
322	Public Utilities - Natural Gas	-	0.00%
323	Public Utilities - Water/Sewer	-	0.00%
324	Waste Management	-	0.00%
325	Contracted Repairs - Land/Bldg	-	0.00%
326	Contracted Repairs - Equipment	-	0.00%
327	Rentals/Leases	-	0.00%
331	Pupil Transportation - Contracted	-	0.00%
332	Travel Reimbursement	-	0.00%
333	Field Trips	-	0.00%
341	Telephone	-	0.00%
342	Postage	-	0.00%
343	Telecommunications Services	-	0.00%
344	Mobile Communication Costs	-	0.00%
351	Tuition Reimbursements	-	0.00%
352	Employee Education Reimbursement	-	0.00%
353	Certification/Licensing Fees	-	0.00%
Subtotal:		\$ -	0.00%
Supplies & Materials			
411	Supplies and Materials	\$ 136,428	46.45%
412M	State Textbooks *)	-	0.00%
413M	Other Textbooks *)	-	0.00%
413	Other Textbooks	154,694	52.67%
414	Library Books	-	0.00%
415	Community College/University Textbooks	-	0.00%
418	Computer Software and Supplies	995	0.34%
421	Fuel for Facilities	-	0.00%
422	Repair Parts, Materials & Labor	-	0.00%
423	Gas/Diesel Fuel	-	0.00%
424	Oil	-	0.00%
425	Tires and Tubes	-	0.00%
451	Food Purchase	-	0.00%
459	Other Food Purchases	-	0.00%

461	Furniture and Equipment		1,614	0.55%
462	Computer Equipment		-	0.00%
471	Sales and Use Tax Expense		-	0.00%
472	Sales and Use Tax Refund		-	0.00%
Subtotal:		\$	293,731	100.00%
Capital Outlay				
522	General Contract		-	0.00%
529	Miscellaneous Contracts & Other		-	0.00%
541	Purchase of Equipment		-	0.00%
542	Purchase of Computer Hardware		-	0.00%
551	Purchase of Vehicles		-	0.00%
552	License and Title Fees		-	0.00%
Subtotal:		\$	-	0.00%
Other				
361	Membership Dues and Fees	\$	-	0.00%
362	Dues and Fees		-	0.00%
363	Assessments/Penalties		-	0.00%
371	Liability Insurance		-	0.00%
372	Vehicle Liability Insurance		-	0.00%
373	Property Insurance		-	0.00%
375	Insurance and Judgments		-	0.00%
378	Scholastic Accident Insurance		-	0.00%
379	Other Insurance & Judgments		-	0.00%
715	Transfers to Multiple Enterprise Fund	\$	-	0.00%
Subtotal:		\$	-	0.00%
Grand Total:		\$	293,731	100.00%

* Note: Objects Codes with "M" indicator (412M and 413M) signifies the amounts sourced from MFR report
MFR Report is based on 12P (13P n/a as of 9/27/2018)



LEA 111 - Asheville City Schools

PRC 063 - Children with Special Needs

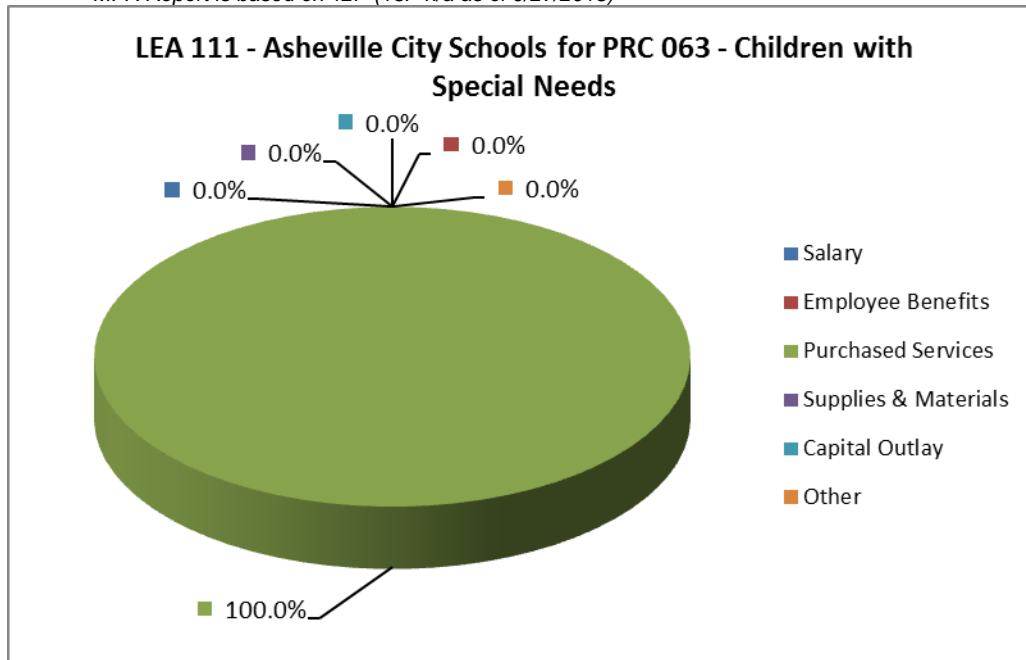
Fiscal Year 2017-2018 District Expenditures by LEA and Object Code as of 6/30/2018

Object Category/Object Code Description		Annual Expenditures		%
Salary				
111	Superintendent	\$	-	0.00%
112	Associate & Deputy Superintendent		-	0.00%
113	Director and/or Supervisor		-	0.00%
114	Classified Principal/Headmaster		-	0.00%
115	Finance Officer		-	0.00%
116	Assistant Principal (Non-teaching)		-	0.00%
117	Other Assistant Principal Assignment		-	0.00%
118	Assistant Superintendent		-	0.00%
121	Teacher		-	0.00%
122	Interim Teacher – (Paid at Non-certified Rate)		-	0.00%
123	JROTC Teacher		-	0.00%
124	Foreign Exchange (VIF)		-	0.00%
125	New Teacher Orientation		-	0.00%
126	Extended Contracts		-	0.00%
127	Master Teacher		-	0.00%
129_1	Above the Scale Salary (SBA)		-	0.00%
129_2	Above the Scale Salary (Other than SBA)		-	0.00%
131	Instructional Support I - Regular Scale		-	0.00%
132	Instructional Support II - Advanced Scale		-	0.00%
133	Psychologists		-	0.00%
134	Teacher Mentor		-	0.00%
135	Instructional Facilitators		-	0.00%
141	Teacher Assistant - Other		-	0.00%
142	Teacher Assistant - NCLB		-	0.00%
143	Tutor		-	0.00%
144	Interpreter/Brailist/Translator		-	0.00%
145	Therapist		-	0.00%
146	Specialist (School-Based)		-	0.00%
147	Monitors		-	0.00%
148	Non-Certified Instructor		-	0.00%
149	School Resource Officer		-	0.00%
151	Office Support		-	0.00%
152	Technician		-	0.00%
153	Administrative Specialist (Central Support)		-	0.00%
162	Substitute Pay - Regular Absence		-	0.00%
163	Substitute Pay - Staff Development		-	0.00%
164	Substitute Pay - Full-Time Non-Certified		-	0.00%
165	Substitute Pay - Non-Teaching		-	0.00%
166	Teacher Assistant Pay - Staff Development		-	0.00%
167	Teacher Assistant Pay - Regular Absence		-	0.00%
171	Driver		-	0.00%
172	Driver Overtime		-	0.00%
173	Custodian		-	0.00%
174	Cafeteria Workers		-	0.00%
175	Skilled Trades		-	0.00%
176	Manager		-	0.00%
177	Work Study Student		-	0.00%
181	Supplementary Pay		-	0.00%
180	Bonus Pay (Not Subject to Retirement)		-	0.00%
182	Employee Allowances Taxable		-	0.00%
183	Bonus Pay		-	0.00%
187	Salary Differential (Military, Local, ...)		-	0.00%
191	Curriculum Development Pay		-	0.00%
192	Additional Responsibility Stipend		-	0.00%
193	Mentor Pay		-	0.00%
194	State-Designated Stipend		-	0.00%
196	Staff Development Participant Pay		-	0.00%

197	Staff Development Instructor	-	0.00%
198	Tutorial Pay	-	0.00%
199	Overtime Pay	-	0.00%
Subtotal:		\$ -	0.00%
Employee Benefits			
211	Employer's Social Security - Regular	\$ -	0.00%
221	Employer's Retirement - Regular	-	0.00%
229	Other Retirement Cost	-	0.00%
231	Employer's Hospitalization Insurance	-	0.00%
232	Employer's Workers' Comp Insurance	-	0.00%
233	Employer's Unemployment Insurance	-	0.00%
234	Employer's Dental Ins Cost	-	0.00%
235	Employer's Life Insurance Cost	-	0.00%
239	Other Insurance Cost	-	0.00%
184	Longevity Pay	-	0.00%
185	Bonus Leave Pay	-	0.00%
186	Short Term Disability Pay	-	0.00%
188	Annual Leave Pay	-	0.00%
189	Short Term Disability Pay – First Six Months	-	0.00%
Subtotal:		\$ -	0.00%
Purchased Services			
311	Contracted Services	\$ 8,161	100.00%
312	Workshop Expenses/Allowable Travel	-	0.00%
313	Advertising Cost	-	0.00%
314	Printing and Binding Fees	-	0.00%
315	Reproduction Costs	-	0.00%
316	Commercial driver's License Medical Exam	-	0.00%
317	Psychological Contract Services	-	0.00%
318	Speech and Language Contracted Services	-	0.00%
319	Other Professional/Technical Services	-	0.00%
321	Public Utilities - Electric Services	-	0.00%
322	Public Utilities - Natural Gas	-	0.00%
323	Public Utilities - Water/Sewer	-	0.00%
324	Waste Management	-	0.00%
325	Contracted Repairs - Land/Bldg	-	0.00%
326	Contracted Repairs - Equipment	-	0.00%
327	Rentals/Leases	-	0.00%
331	Pupil Transportation - Contracted	-	0.00%
332	Travel Reimbursement	-	0.00%
333	Field Trips	-	0.00%
341	Telephone	-	0.00%
342	Postage	-	0.00%
343	Telecommunications Services	-	0.00%
344	Mobile Communication Costs	-	0.00%
351	Tuition Reimbursements	-	0.00%
352	Employee Education Reimbursement	-	0.00%
353	Certification/Licensing Fees	-	0.00%
Subtotal:		\$ 8,161	100.00%
Supplies & Materials			
411	Supplies and Materials	\$ -	0.00%
412M	State Textbooks *)	-	0.00%
413M	Other Textbooks *)	-	0.00%
413	Other Textbooks	-	0.00%
414	Library Books	-	0.00%
415	Community College/University Textbooks	-	0.00%
418	Computer Software and Supplies	-	0.00%
421	Fuel for Facilities	-	0.00%
422	Repair Parts, Materials & Labor	-	0.00%
423	Gas/Diesel Fuel	-	0.00%
424	Oil	-	0.00%
425	Tires and Tubes	-	0.00%
451	Food Purchase	-	0.00%
459	Other Food Purchases	-	0.00%

461	Furniture and Equipment	-	0.00%
462	Computer Equipment	-	0.00%
471	Sales and Use Tax Expense	-	0.00%
472	Sales and Use Tax Refund	-	0.00%
Subtotal:		\$ -	0.00%
Capital Outlay			
522	General Contract	-	0.00%
529	Miscellaneous Contracts & Other	-	0.00%
541	Purchase of Equipment	-	0.00%
542	Purchase of Computer Hardware	-	0.00%
551	Purchase of Vehicles	-	0.00%
552	License and Title Fees	-	0.00%
Subtotal:		\$ -	0.00%
Other			
361	Membership Dues and Fees	\$ -	0.00%
362	Dues and Fees	-	0.00%
363	Assessments/Penalties	-	0.00%
371	Liability Insurance	-	0.00%
372	Vehicle Liability Insurance	-	0.00%
373	Property Insurance	-	0.00%
375	Insurance and Judgments	-	0.00%
378	Scholastic Accident Insurance	-	0.00%
379	Other Insurance & Judgments	-	0.00%
715	Transfers to Multiple Enterprise Fund	\$ -	0.00%
Subtotal:		\$ -	0.00%
Grand Total:		\$ 8,161	100.00%

* Note: Objects Codes with "M" indicator (412M and 413M) signifies the amounts sourced from MFR report
MFR Report is based on 12P (13P n/a as of 9/27/2018)



LEA 111 - Asheville City Schools

PRC 065 - Coding and Mobile Application Grant

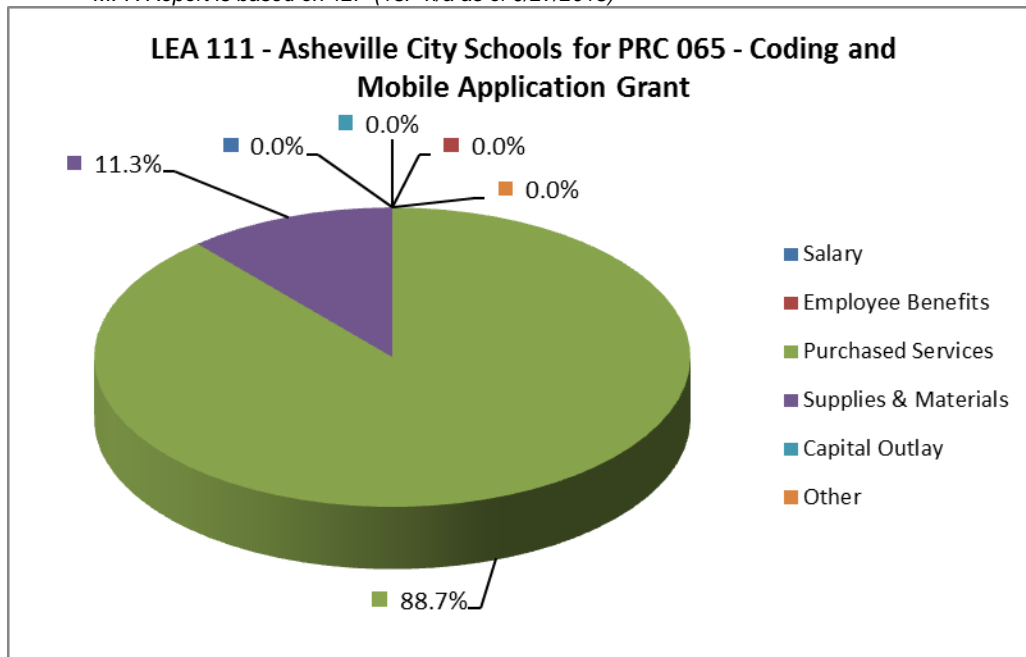
Fiscal Year 2017-2018 District Expenditures by LEA and Object Code as of 6/30/2018

Object Category/Object Code Description		Annual Expenditures		%
Salary				
111	Superintendent	\$	-	0.00%
112	Associate & Deputy Superintendent		-	0.00%
113	Director and/or Supervisor		-	0.00%
114	Classified Principal/Headmaster		-	0.00%
115	Finance Officer		-	0.00%
116	Assistant Principal (Non-teaching)		-	0.00%
117	Other Assistant Principal Assignment		-	0.00%
118	Assistant Superintendent		-	0.00%
121	Teacher		-	0.00%
122	Interim Teacher – (Paid at Non-certified Rate)		-	0.00%
123	JROTC Teacher		-	0.00%
124	Foreign Exchange (VIF)		-	0.00%
125	New Teacher Orientation		-	0.00%
126	Extended Contracts		-	0.00%
127	Master Teacher		-	0.00%
129_1	Above the Scale Salary (SBA)		-	0.00%
129_2	Above the Scale Salary (Other than SBA)		-	0.00%
131	Instructional Support I - Regular Scale		-	0.00%
132	Instructional Support II - Advanced Scale		-	0.00%
133	Psychologists		-	0.00%
134	Teacher Mentor		-	0.00%
135	Instructional Facilitators		-	0.00%
141	Teacher Assistant - Other		-	0.00%
142	Teacher Assistant - NCLB		-	0.00%
143	Tutor		-	0.00%
144	Interpreter/Brailist/Translator		-	0.00%
145	Therapist		-	0.00%
146	Specialist (School-Based)		-	0.00%
147	Monitors		-	0.00%
148	Non-Certified Instructor		-	0.00%
149	School Resource Officer		-	0.00%
151	Office Support		-	0.00%
152	Technician		-	0.00%
153	Administrative Specialist (Central Support)		-	0.00%
162	Substitute Pay - Regular Absence		-	0.00%
163	Substitute Pay - Staff Development		-	0.00%
164	Substitute Pay - Full-Time Non-Certified		-	0.00%
165	Substitute Pay - Non-Teaching		-	0.00%
166	Teacher Assistant Pay - Staff Development		-	0.00%
167	Teacher Assistant Pay - Regular Absence		-	0.00%
171	Driver		-	0.00%
172	Driver Overtime		-	0.00%
173	Custodian		-	0.00%
174	Cafeteria Workers		-	0.00%
175	Skilled Trades		-	0.00%
176	Manager		-	0.00%
177	Work Study Student		-	0.00%
181	Supplementary Pay		-	0.00%
180	Bonus Pay (Not Subject to Retirement)		-	0.00%
182	Employee Allowances Taxable		-	0.00%
183	Bonus Pay		-	0.00%
187	Salary Differential (Military, Local, ...)		-	0.00%
191	Curriculum Development Pay		-	0.00%
192	Additional Responsibility Stipend		-	0.00%
193	Mentor Pay		-	0.00%

194	State-Designated Stipend	-	0.00%
196	Staff Development Participant Pay	-	0.00%
197	Staff Development Instructor	-	0.00%
198	Tutorial Pay	-	0.00%
199	Overtime Pay	-	0.00%
Subtotal:		\$ -	0.00%
Employee Benefits			
211	Employer's Social Security - Regular	\$ -	0.00%
221	Employer's Retirement - Regular	-	0.00%
229	Other Retirement Cost	-	0.00%
231	Employer's Hospitalization Insurance	-	0.00%
232	Employer's Workers' Comp Insurance	-	0.00%
233	Employer's Unemployment Insurance	-	0.00%
234	Employer's Dental Ins Cost	-	0.00%
235	Employer's Life Insurance Cost	-	0.00%
239	Other Insurance Cost	-	0.00%
184	Longevity Pay	-	0.00%
185	Bonus Leave Pay	-	0.00%
186	Short Term Disability Pay	-	0.00%
188	Annual Leave Pay	-	0.00%
189	Short Term Disability Pay – First Six Months	-	0.00%
Subtotal:		\$ -	0.00%
Purchased Services			
311	Contracted Services	\$ 28,200	70.50%
312	Workshop Expenses/Allowable Travel	7,263	18.16%
313	Advertising Cost	-	0.00%
314	Printing and Binding Fees	-	0.00%
315	Reproduction Costs	-	0.00%
316	Commercial driver's License Medical Exam	-	0.00%
317	Psychological Contract Services	-	0.00%
318	Speech and Language Contracted Services	-	0.00%
319	Other Professional/Technical Services	-	0.00%
321	Public Utilities - Electric Services	-	0.00%
322	Public Utilities - Natural Gas	-	0.00%
323	Public Utilities - Water/Sewer	-	0.00%
324	Waste Management	-	0.00%
325	Contracted Repairs - Land/Bldg	-	0.00%
326	Contracted Repairs - Equipment	-	0.00%
327	Rentals/Leases	-	0.00%
331	Pupil Transportation - Contracted	-	0.00%
332	Travel Reimbursement	-	0.00%
333	Field Trips	-	0.00%
341	Telephone	-	0.00%
342	Postage	-	0.00%
343	Telecommunications Services	-	0.00%
344	Mobile Communication Costs	-	0.00%
351	Tuition Reimbursements	-	0.00%
352	Employee Education Reimbursement	-	0.00%
353	Certification/Licensing Fees	-	0.00%
Subtotal:		\$ 35,463	88.66%
Supplies & Materials			
411	Supplies and Materials	\$ -	0.00%
412M	State Textbooks *)	-	0.00%
413M	Other Textbooks *)	-	0.00%
413	Other Textbooks	-	0.00%
414	Library Books	-	0.00%
415	Community College/University Textbooks	-	0.00%
418	Computer Software and Supplies	-	0.00%
421	Fuel for Facilities	-	0.00%
422	Repair Parts, Materials & Labor	-	0.00%
423	Gas/Diesel Fuel	-	0.00%
424	Oil	-	0.00%
425	Tires and Tubes	-	0.00%

451	Food Purchase	-	0.00%
459	Other Food Purchases	-	0.00%
461	Furniture and Equipment	-	0.00%
462	Computer Equipment	4,537	11.34%
471	Sales and Use Tax Expense	-	0.00%
472	Sales and Use Tax Refund	-	0.00%
Subtotal:		\$ 4,537	11.34%
Capital Outlay			
522	General Contract	-	0.00%
529	Miscellaneous Contracts & Other	-	0.00%
541	Purchase of Equipment	-	0.00%
542	Purchase of Computer Hardware	-	0.00%
551	Purchase of Vehicles	-	0.00%
552	License and Title Fees	-	0.00%
Subtotal:		\$ -	0.00%
Other			
361	Membership Dues and Fees	\$ -	0.00%
362	Dues and Fees	-	0.00%
363	Assessments/Penalties	-	0.00%
371	Liability Insurance	-	0.00%
372	Vehicle Liability Insurance	-	0.00%
373	Property Insurance	-	0.00%
375	Insurance and Judgments	-	0.00%
378	Scholastic Accident Insurance	-	0.00%
379	Other Insurance & Judgments	-	0.00%
715	Transfers to Multiple Enterprise Fund	\$ -	0.00%
Subtotal:		\$ -	0.00%
Grand Total:		\$ 40,000	100.00%

* Note: Objects Codes with "M" indicator (412M and 413M) signifies the amounts sourced from MFR report
MFR Report is based on 12P (13P n/a as of 9/27/2018)



LEA 111 - Asheville City Schools

PRC 069 - At-Risk Student Services

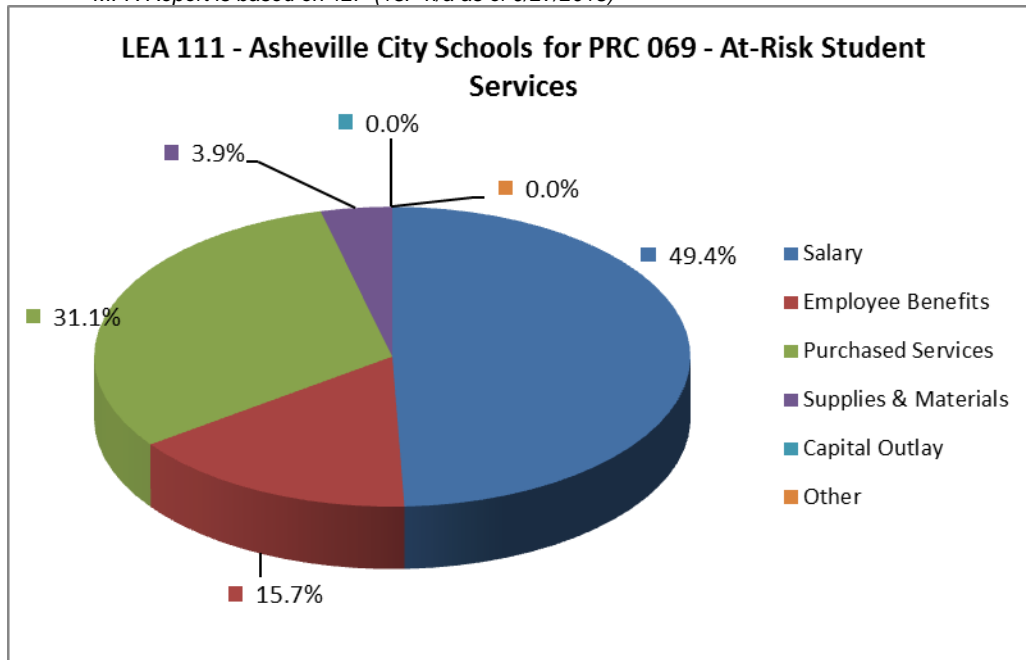
Fiscal Year 2017-2018 District Expenditures by LEA and Object Code as of 6/30/2018

Object Category/Object Code Description		Annual Expenditures	%
Salary			
111	Superintendent	\$ -	0.00%
112	Associate & Deputy Superintendent	-	0.00%
113	Director and/or Supervisor	42,646	5.25%
114	Classified Principal/Headmaster	-	0.00%
115	Finance Officer	-	0.00%
116	Assistant Principal (Non-teaching)	-	0.00%
117	Other Assistant Principal Assignment	-	0.00%
118	Assistant Superintendent	-	0.00%
121	Teacher	-	0.00%
122	Interim Teacher – (Paid at Non-certified Rate)	-	0.00%
123	JROTC Teacher	-	0.00%
124	Foreign Exchange (VIF)	-	0.00%
125	New Teacher Orientation	-	0.00%
126	Extended Contracts	-	0.00%
127	Master Teacher	-	0.00%
129_1	Above the Scale Salary (SBA)	-	0.00%
129_2	Above the Scale Salary (Other than SBA)	-	0.00%
131	Instructional Support I - Regular Scale	231,645	28.52%
132	Instructional Support II - Advanced Scale	-	0.00%
133	Psychologists	-	0.00%
134	Teacher Mentor	-	0.00%
135	Instructional Facilitators	-	0.00%
141	Teacher Assistant - Other	-	0.00%
142	Teacher Assistant - NCLB	50,490	6.22%
143	Tutor	25,576	3.15%
144	Interpreter/Brailist/Translator	-	0.00%
145	Therapist	2,252	0.28%
146	Specialist (School-Based)	24,562	3.02%
147	Monitors	-	0.00%
148	Non-Certified Instructor	-	0.00%
149	School Resource Officer	-	0.00%
151	Office Support	-	0.00%
152	Technician	-	0.00%
153	Administrative Specialist (Central Support)	-	0.00%
162	Substitute Pay - Regular Absence	423	0.05%
163	Substitute Pay - Staff Development	-	0.00%
164	Substitute Pay - Full-Time Non-Certified	-	0.00%
165	Substitute Pay - Non-Teaching	-	0.00%
166	Teacher Assistant Pay - Staff Development	-	0.00%
167	Teacher Assistant Pay - Regular Absence	-	0.00%
171	Driver	1,843	0.23%
172	Driver Overtime	-	0.00%
173	Custodian	-	0.00%
174	Cafeteria Workers	-	0.00%
175	Skilled Trades	-	0.00%
176	Manager	-	0.00%
177	Work Study Student	-	0.00%
181	Supplementary Pay	-	0.00%
180	Bonus Pay (Not Subject to Retirement)	-	0.00%
182	Employee Allowances Taxable	-	0.00%
183	Bonus Pay	-	0.00%
187	Salary Differential (Military, Local, ...)	-	0.00%
191	Curriculum Development Pay	-	0.00%
192	Additional Responsibility Stipend	-	0.00%
193	Mentor Pay	-	0.00%
194	State-Designated Stipend	-	0.00%
196	Staff Development Participant Pay	-	0.00%

197	Staff Development Instructor		2,500	0.31%
198	Tutorial Pay		18,850	2.32%
199	Overtime Pay		-	0.00%
		Subtotal:	\$ 400,786	49.35%
Employee Benefits				
211	Employer's Social Security - Regular	\$	28,595	3.52%
221	Employer's Retirement - Regular		59,086	7.28%
229	Other Retirement Cost		-	0.00%
231	Employer's Hospitalization Insurance		39,683	4.89%
232	Employer's Workers' Comp Insurance		-	0.00%
233	Employer's Unemployment Insurance		-	0.00%
234	Employer's Dental Ins Cost		-	0.00%
235	Employer's Life Insurance Cost		-	0.00%
239	Other Insurance Cost		-	0.00%
184	Longevity Pay		-	0.00%
185	Bonus Leave Pay		-	0.00%
186	Short Term Disability Pay		-	0.00%
188	Annual Leave Pay		-	0.00%
189	Short Term Disability Pay – First Six Months		-	0.00%
		Subtotal:	\$ 127,363	15.68%
Purchased Services				
311	Contracted Services	\$	235,977	29.06%
312	Workshop Expenses/Allowable Travel		12,936	1.59%
313	Advertising Cost		-	0.00%
314	Printing and Binding Fees		-	0.00%
315	Reproduction Costs		-	0.00%
316	Commercial driver's License Medical Exam		-	0.00%
317	Psychological Contract Services		-	0.00%
318	Speech and Language Contracted Services		-	0.00%
319	Other Professional/Technical Services		-	0.00%
321	Public Utilities - Electric Services		-	0.00%
322	Public Utilities - Natural Gas		-	0.00%
323	Public Utilities - Water/Sewer		-	0.00%
324	Waste Management		-	0.00%
325	Contracted Repairs - Land/Bldg		-	0.00%
326	Contracted Repairs - Equipment		-	0.00%
327	Rentals/Leases		-	0.00%
331	Pupil Transportation - Contracted		145	0.02%
332	Travel Reimbursement		3,392	0.42%
333	Field Trips		-	0.00%
341	Telephone		-	0.00%
342	Postage		-	0.00%
343	Telecommunications Services		-	0.00%
344	Mobile Communication Costs		-	0.00%
351	Tuition Reimbursements		-	0.00%
352	Employee Education Reimbursement		-	0.00%
353	Certification/Licensing Fees		-	0.00%
		Subtotal:	\$ 252,449	31.09%
Supplies & Materials				
411	Supplies and Materials	\$	31,033	3.82%
412M	State Textbooks *)		-	0.00%
413M	Other Textbooks *)		-	0.00%
413	Other Textbooks		-	0.00%
414	Library Books		-	0.00%
415	Community College/University Textbooks		-	0.00%
418	Computer Software and Supplies		398	0.05%
421	Fuel for Facilities		-	0.00%
422	Repair Parts, Materials & Labor		-	0.00%
423	Gas/Diesel Fuel		-	0.00%
424	Oil		-	0.00%
425	Tires and Tubes		-	0.00%
451	Food Purchase		-	0.00%
459	Other Food Purchases		76	0.01%

461	Furniture and Equipment	-	0.00%
462	Computer Equipment	-	0.00%
471	Sales and Use Tax Expense	-	0.00%
472	Sales and Use Tax Refund	-	0.00%
Subtotal:		\$ 31,507	3.88%
Capital Outlay			
522	General Contract	-	0.00%
529	Miscellaneous Contracts & Other	-	0.00%
541	Purchase of Equipment	-	0.00%
542	Purchase of Computer Hardware	-	0.00%
551	Purchase of Vehicles	-	0.00%
552	License and Title Fees	-	0.00%
Subtotal:		\$ -	0.00%
Other			
361	Membership Dues and Fees	\$ -	0.00%
362	Dues and Fees	-	0.00%
363	Assessments/Penalties	-	0.00%
371	Liability Insurance	-	0.00%
372	Vehicle Liability Insurance	-	0.00%
373	Property Insurance	-	0.00%
375	Insurance and Judgments	-	0.00%
378	Scholastic Accident Insurance	-	0.00%
379	Other Insurance & Judgments	-	0.00%
715	Transfers to Multiple Enterprise Fund	\$ -	0.00%
Subtotal:		\$ -	0.00%
Grand Total:		\$ 812,105	100.00%

* Note: Objects Codes with "M" indicator (412M and 413M) signifies the amounts sourced from MFR report
MFR Report is based on 12P (13P n/a as of 9/27/2018)



LEA 111 - Asheville City Schools

PRC 073 - School Connectivity

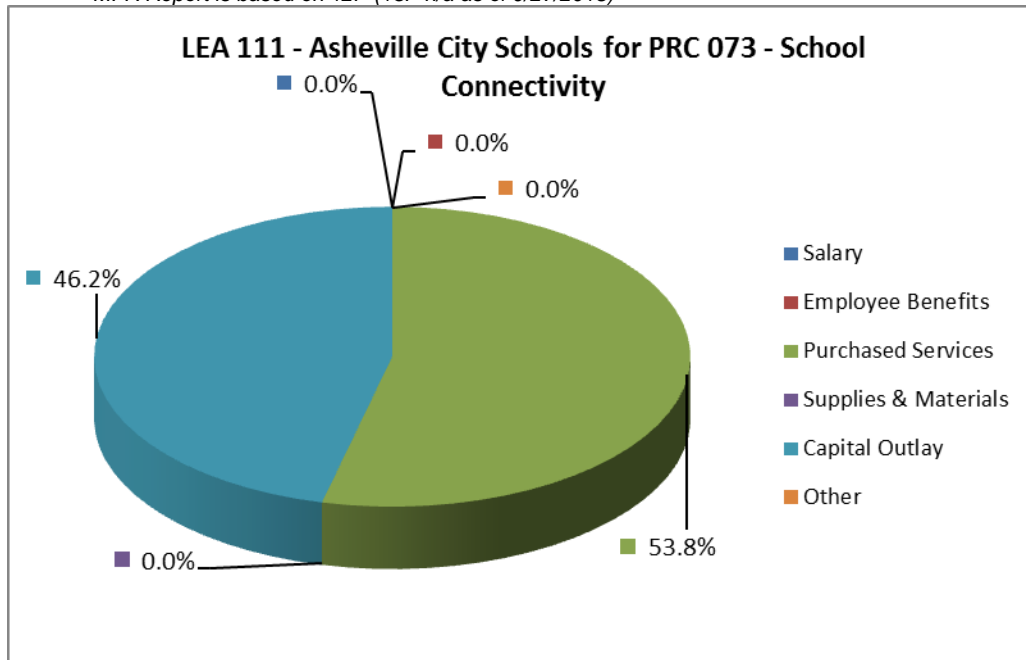
Fiscal Year 2017-2018 District Expenditures by LEA and Object Code as of 6/30/2018

Object Category/Object Code Description	Annual Expenditures	%
Salary		
111 Superintendent	\$ -	0.00%
112 Associate & Deputy Superintendent	-	0.00%
113 Director and/or Supervisor	-	0.00%
114 Classified Principal/Headmaster	-	0.00%
115 Finance Officer	-	0.00%
116 Assistant Principal (Non-teaching)	-	0.00%
117 Other Assistant Principal Assignment	-	0.00%
118 Assistant Superintendent	-	0.00%
121 Teacher	-	0.00%
122 Interim Teacher – (Paid at Non-certified Rate)	-	0.00%
123 JROTC Teacher	-	0.00%
124 Foreign Exchange (VIF)	-	0.00%
125 New Teacher Orientation	-	0.00%
126 Extended Contracts	-	0.00%
127 Master Teacher	-	0.00%
129_1 Above the Scale Salary (SBA)	-	0.00%
129_2 Above the Scale Salary (Other than SBA)	-	0.00%
131 Instructional Support I - Regular Scale	-	0.00%
132 Instructional Support II - Advanced Scale	-	0.00%
133 Psychologists	-	0.00%
134 Teacher Mentor	-	0.00%
135 Instructional Facilitators	-	0.00%
141 Teacher Assistant - Other	-	0.00%
142 Teacher Assistant - NCLB	-	0.00%
143 Tutor	-	0.00%
144 Interpreter/Brailist/Translator	-	0.00%
145 Therapist	-	0.00%
146 Specialist (School-Based)	-	0.00%
147 Monitors	-	0.00%
148 Non-Certified Instructor	-	0.00%
149 School Resource Officer	-	0.00%
151 Office Support	-	0.00%
152 Technician	-	0.00%
153 Administrative Specialist (Central Support)	-	0.00%
162 Substitute Pay - Regular Absence	-	0.00%
163 Substitute Pay - Staff Development	-	0.00%
164 Substitute Pay - Full-Time Non-Certified	-	0.00%
165 Substitute Pay - Non-Teaching	-	0.00%
166 Teacher Assistant Pay - Staff Development	-	0.00%
167 Teacher Assistant Pay - Regular Absence	-	0.00%
171 Driver	-	0.00%
172 Driver Overtime	-	0.00%
173 Custodian	-	0.00%
174 Cafeteria Workers	-	0.00%
175 Skilled Trades	-	0.00%
176 Manager	-	0.00%
177 Work Study Student	-	0.00%
181 Supplementary Pay	-	0.00%
180 Bonus Pay (Not Subject to Retirement)	-	0.00%
182 Employee Allowances Taxable	-	0.00%
183 Bonus Pay	-	0.00%
187 Salary Differential (Military, Local, ...)	-	0.00%
191 Curriculum Development Pay	-	0.00%
192 Additional Responsibility Stipend	-	0.00%
193 Mentor Pay	-	0.00%
194 State-Designated Stipend	-	0.00%
196 Staff Development Participant Pay	-	0.00%

197	Staff Development Instructor	-	0.00%
198	Tutorial Pay	-	0.00%
199	Overtime Pay	-	0.00%
Subtotal:		\$ -	0.00%
Employee Benefits			
211	Employer's Social Security - Regular	\$ -	0.00%
221	Employer's Retirement - Regular	-	0.00%
229	Other Retirement Cost	-	0.00%
231	Employer's Hospitalization Insurance	-	0.00%
232	Employer's Workers' Comp Insurance	-	0.00%
233	Employer's Unemployment Insurance	-	0.00%
234	Employer's Dental Ins Cost	-	0.00%
235	Employer's Life Insurance Cost	-	0.00%
239	Other Insurance Cost	-	0.00%
184	Longevity Pay	-	0.00%
185	Bonus Leave Pay	-	0.00%
186	Short Term Disability Pay	-	0.00%
188	Annual Leave Pay	-	0.00%
189	Short Term Disability Pay – First Six Months	-	0.00%
Subtotal:		\$ -	0.00%
Purchased Services			
311	Contracted Services	\$ 20,617	16.38%
312	Workshop Expenses/Allowable Travel	-	0.00%
313	Advertising Cost	-	0.00%
314	Printing and Binding Fees	-	0.00%
315	Reproduction Costs	-	0.00%
316	Commercial driver's License Medical Exam	-	0.00%
317	Psychological Contract Services	-	0.00%
318	Speech and Language Contracted Services	-	0.00%
319	Other Professional/Technical Services	-	0.00%
321	Public Utilities - Electric Services	-	0.00%
322	Public Utilities - Natural Gas	-	0.00%
323	Public Utilities - Water/Sewer	-	0.00%
324	Waste Management	-	0.00%
325	Contracted Repairs - Land/Bldg	-	0.00%
326	Contracted Repairs - Equipment	-	0.00%
327	Rentals/Leases	-	0.00%
331	Pupil Transportation - Contracted	-	0.00%
332	Travel Reimbursement	-	0.00%
333	Field Trips	-	0.00%
341	Telephone	-	0.00%
342	Postage	-	0.00%
343	Telecommunications Services	47,079	37.40%
344	Mobile Communication Costs	-	0.00%
351	Tuition Reimbursements	-	0.00%
352	Employee Education Reimbursement	-	0.00%
353	Certification/Licensing Fees	-	0.00%
Subtotal:		\$ 67,695	53.78%
Supplies & Materials			
411	Supplies and Materials	\$ -	0.00%
412M	State Textbooks *)	-	0.00%
413M	Other Textbooks *)	-	0.00%
413	Other Textbooks	-	0.00%
414	Library Books	-	0.00%
415	Community College/University Textbooks	-	0.00%
418	Computer Software and Supplies	-	0.00%
421	Fuel for Facilities	-	0.00%
422	Repair Parts, Materials & Labor	-	0.00%
423	Gas/Diesel Fuel	-	0.00%
424	Oil	-	0.00%
425	Tires and Tubes	-	0.00%
451	Food Purchase	-	0.00%
459	Other Food Purchases	-	0.00%

461	Furniture and Equipment	-	0.00%
462	Computer Equipment	-	0.00%
471	Sales and Use Tax Expense	-	0.00%
472	Sales and Use Tax Refund	-	0.00%
Subtotal:		\$ -	0.00%
Capital Outlay			
522	General Contract	-	0.00%
529	Miscellaneous Contracts & Other	-	0.00%
541	Purchase of Equipment	-	0.00%
542	Purchase of Computer Hardware	58,172	46.22%
551	Purchase of Vehicles	-	0.00%
552	License and Title Fees	-	0.00%
Subtotal:		\$ 58,172	46.22%
Other			
361	Membership Dues and Fees	\$ -	0.00%
362	Dues and Fees	-	0.00%
363	Assessments/Penalties	-	0.00%
371	Liability Insurance	-	0.00%
372	Vehicle Liability Insurance	-	0.00%
373	Property Insurance	-	0.00%
375	Insurance and Judgments	-	0.00%
378	Scholastic Accident Insurance	-	0.00%
379	Other Insurance & Judgments	-	0.00%
715	Transfers to Multiple Enterprise Fund	\$ -	0.00%
Subtotal:		\$ -	0.00%
Grand Total:		\$ 125,867	100.00%

* Note: Objects Codes with "M" indicator (412M and 413M) signifies the amounts sourced from MFR report
MFR Report is based on 12P (13P n/a as of 9/27/2018)



LEA 111 - Asheville City Schools

PRC 085 - mClass Reading 3D

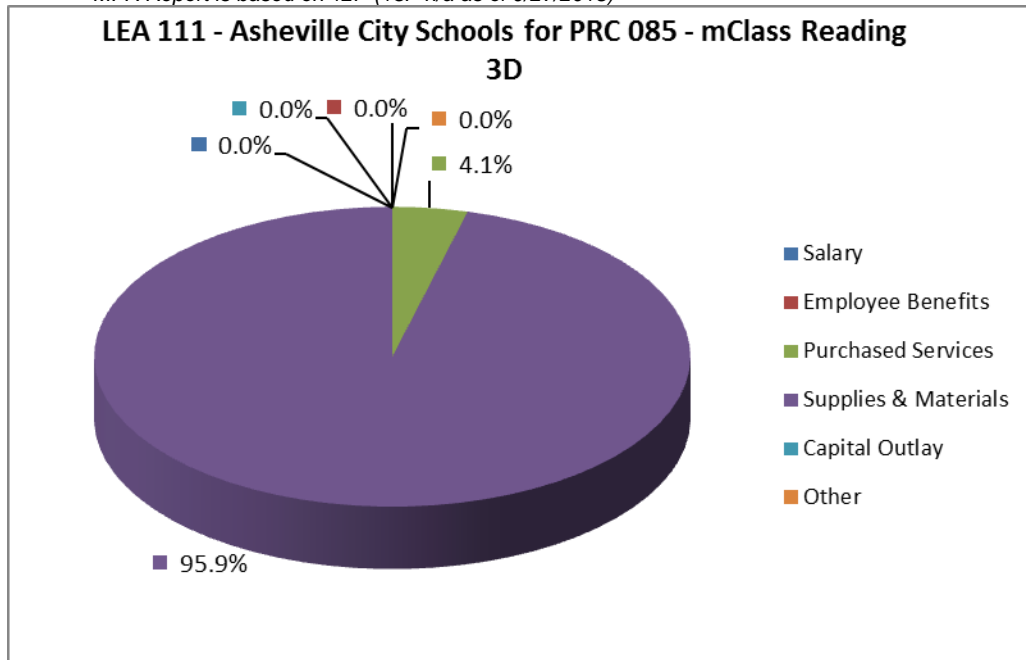
Fiscal Year 2017-2018 District Expenditures by LEA and Object Code as of 6/30/2018

Object Category/Object Code Description		Annual Expenditures		%
Salary				
111	Superintendent	\$	-	0.00%
112	Associate & Deputy Superintendent		-	0.00%
113	Director and/or Supervisor		-	0.00%
114	Classified Principal/Headmaster		-	0.00%
115	Finance Officer		-	0.00%
116	Assistant Principal (Non-teaching)		-	0.00%
117	Other Assistant Principal Assignment		-	0.00%
118	Assistant Superintendent		-	0.00%
121	Teacher		-	0.00%
122	Interim Teacher – (Paid at Non-certified Rate)		-	0.00%
123	JROTC Teacher		-	0.00%
124	Foreign Exchange (VIF)		-	0.00%
125	New Teacher Orientation		-	0.00%
126	Extended Contracts		-	0.00%
127	Master Teacher		-	0.00%
129_1	Above the Scale Salary (SBA)		-	0.00%
129_2	Above the Scale Salary (Other than SBA)		-	0.00%
131	Instructional Support I - Regular Scale		-	0.00%
132	Instructional Support II - Advanced Scale		-	0.00%
133	Psychologists		-	0.00%
134	Teacher Mentor		-	0.00%
135	Instructional Facilitators		-	0.00%
141	Teacher Assistant - Other		-	0.00%
142	Teacher Assistant - NCLB		-	0.00%
143	Tutor		-	0.00%
144	Interpreter/Brailist/Translator		-	0.00%
145	Therapist		-	0.00%
146	Specialist (School-Based)		-	0.00%
147	Monitors		-	0.00%
148	Non-Certified Instructor		-	0.00%
149	School Resource Officer		-	0.00%
151	Office Support		-	0.00%
152	Technician		-	0.00%
153	Administrative Specialist (Central Support)		-	0.00%
162	Substitute Pay - Regular Absence		-	0.00%
163	Substitute Pay - Staff Development		-	0.00%
164	Substitute Pay - Full-Time Non-Certified		-	0.00%
165	Substitute Pay - Non-Teaching		-	0.00%
166	Teacher Assistant Pay - Staff Development		-	0.00%
167	Teacher Assistant Pay - Regular Absence		-	0.00%
171	Driver		-	0.00%
172	Driver Overtime		-	0.00%
173	Custodian		-	0.00%
174	Cafeteria Workers		-	0.00%
175	Skilled Trades		-	0.00%
176	Manager		-	0.00%
177	Work Study Student		-	0.00%
181	Supplementary Pay		-	0.00%
180	Bonus Pay (Not Subject to Retirement)		-	0.00%
182	Employee Allowances Taxable		-	0.00%
183	Bonus Pay		-	0.00%
187	Salary Differential (Military, Local, ...)		-	0.00%
191	Curriculum Development Pay		-	0.00%
192	Additional Responsibility Stipend		-	0.00%
193	Mentor Pay		-	0.00%
194	State-Designated Stipend		-	0.00%
196	Staff Development Participant Pay		-	0.00%

197	Staff Development Instructor	-	0.00%
198	Tutorial Pay	-	0.00%
199	Overtime Pay	-	0.00%
Subtotal:		\$ -	0.00%
Employee Benefits			
211	Employer's Social Security - Regular	\$ -	0.00%
221	Employer's Retirement - Regular	-	0.00%
229	Other Retirement Cost	-	0.00%
231	Employer's Hospitalization Insurance	-	0.00%
232	Employer's Workers' Comp Insurance	-	0.00%
233	Employer's Unemployment Insurance	-	0.00%
234	Employer's Dental Ins Cost	-	0.00%
235	Employer's Life Insurance Cost	-	0.00%
239	Other Insurance Cost	-	0.00%
184	Longevity Pay	-	0.00%
185	Bonus Leave Pay	-	0.00%
186	Short Term Disability Pay	-	0.00%
188	Annual Leave Pay	-	0.00%
189	Short Term Disability Pay – First Six Months	-	0.00%
Subtotal:		\$ -	0.00%
Purchased Services			
311	Contracted Services	\$ -	0.00%
312	Workshop Expenses/Allowable Travel	1,000	4.07%
313	Advertising Cost	-	0.00%
314	Printing and Binding Fees	-	0.00%
315	Reproduction Costs	-	0.00%
316	Commercial driver's License Medical Exam	-	0.00%
317	Psychological Contract Services	-	0.00%
318	Speech and Language Contracted Services	-	0.00%
319	Other Professional/Technical Services	-	0.00%
321	Public Utilities - Electric Services	-	0.00%
322	Public Utilities - Natural Gas	-	0.00%
323	Public Utilities - Water/Sewer	-	0.00%
324	Waste Management	-	0.00%
325	Contracted Repairs - Land/Bldg	-	0.00%
326	Contracted Repairs - Equipment	-	0.00%
327	Rentals/Leases	-	0.00%
331	Pupil Transportation - Contracted	-	0.00%
332	Travel Reimbursement	-	0.00%
333	Field Trips	-	0.00%
341	Telephone	-	0.00%
342	Postage	-	0.00%
343	Telecommunications Services	-	0.00%
344	Mobile Communication Costs	-	0.00%
351	Tuition Reimbursements	-	0.00%
352	Employee Education Reimbursement	-	0.00%
353	Certification/Licensing Fees	-	0.00%
Subtotal:		\$ 1,000	4.07%
Supplies & Materials			
411	Supplies and Materials	\$ 16,147	65.80%
412M	State Textbooks *)	-	0.00%
413M	Other Textbooks *)	-	0.00%
413	Other Textbooks	-	0.00%
414	Library Books	-	0.00%
415	Community College/University Textbooks	-	0.00%
418	Computer Software and Supplies	-	0.00%
421	Fuel for Facilities	-	0.00%
422	Repair Parts, Materials & Labor	-	0.00%
423	Gas/Diesel Fuel	-	0.00%
424	Oil	-	0.00%
425	Tires and Tubes	-	0.00%
451	Food Purchase	-	0.00%
459	Other Food Purchases	-	0.00%

461	Furniture and Equipment	-	0.00%
462	Computer Equipment	7,393	30.12%
471	Sales and Use Tax Expense	-	0.00%
472	Sales and Use Tax Refund	-	0.00%
Subtotal:		\$ 23,540	95.93%
Capital Outlay			
522	General Contract	-	0.00%
529	Miscellaneous Contracts & Other	-	0.00%
541	Purchase of Equipment	-	0.00%
542	Purchase of Computer Hardware	-	0.00%
551	Purchase of Vehicles	-	0.00%
552	License and Title Fees	-	0.00%
Subtotal:		\$ -	0.00%
Other			
361	Membership Dues and Fees	\$ -	0.00%
362	Dues and Fees	-	0.00%
363	Assessments/Penalties	-	0.00%
371	Liability Insurance	-	0.00%
372	Vehicle Liability Insurance	-	0.00%
373	Property Insurance	-	0.00%
375	Insurance and Judgments	-	0.00%
378	Scholastic Accident Insurance	-	0.00%
379	Other Insurance & Judgments	-	0.00%
715	Transfers to Multiple Enterprise Fund	\$ -	0.00%
Subtotal:		\$ -	0.00%
Grand Total:		\$ 24,540	100.00%

* Note: Objects Codes with "M" indicator (412M and 413M) signifies the amounts sourced from MFR report
MFR Report is based on 12P (13P n/a as of 9/27/2018)



LEA 111 - Asheville City Schools

PRC 131 - Textbooks and Digital Resources (State Fund 1)

Fiscal Year 2017-2018 District Expenditures by LEA and Object Code as of 6/30/2018

Object Category/Object Code Description		Annual Expenditures		%
Salary				
111	Superintendent	\$	-	0.00%
112	Associate & Deputy Superintendent		-	0.00%
113	Director and/or Supervisor		-	0.00%
114	Classified Principal/Headmaster		-	0.00%
115	Finance Officer		-	0.00%
116	Assistant Principal (Non-teaching)		-	0.00%
117	Other Assistant Principal Assignment		-	0.00%
118	Assistant Superintendent		-	0.00%
121	Teacher		-	0.00%
122	Interim Teacher – (Paid at Non-certified Rate)		-	0.00%
123	JROTC Teacher		-	0.00%
124	Foreign Exchange (VIF)		-	0.00%
125	New Teacher Orientation		-	0.00%
126	Extended Contracts		-	0.00%
127	Master Teacher		-	0.00%
129_1	Above the Scale Salary (SBA)		-	0.00%
129_2	Above the Scale Salary (Other than SBA)		-	0.00%
131	Instructional Support I - Regular Scale		-	0.00%
132	Instructional Support II - Advanced Scale		-	0.00%
133	Psychologists		-	0.00%
134	Teacher Mentor		-	0.00%
135	Instructional Facilitators		-	0.00%
141	Teacher Assistant - Other		-	0.00%
142	Teacher Assistant - NCLB		-	0.00%
143	Tutor		-	0.00%
144	Interpreter/Brailist/Translator		-	0.00%
145	Therapist		-	0.00%
146	Specialist (School-Based)		-	0.00%
147	Monitors		-	0.00%
148	Non-Certified Instructor		-	0.00%
149	School Resource Officer		-	0.00%
151	Office Support		-	0.00%
152	Technician		-	0.00%
153	Administrative Specialist (Central Support)		-	0.00%
162	Substitute Pay - Regular Absence		-	0.00%
163	Substitute Pay - Staff Development		-	0.00%
164	Substitute Pay - Full-Time Non-Certified		-	0.00%
165	Substitute Pay - Non-Teaching		-	0.00%
166	Teacher Assistant Pay - Staff Development		-	0.00%
167	Teacher Assistant Pay - Regular Absence		-	0.00%
171	Driver		-	0.00%
172	Driver Overtime		-	0.00%
173	Custodian		-	0.00%
174	Cafeteria Workers		-	0.00%
175	Skilled Trades		-	0.00%
176	Manager		-	0.00%
177	Work Study Student		-	0.00%
181	Supplementary Pay		-	0.00%
180	Bonus Pay (Not Subject to Retirement)		-	0.00%
182	Employee Allowances Taxable		-	0.00%
183	Bonus Pay		-	0.00%
187	Salary Differential (Military, Local, ...)		-	0.00%
191	Curriculum Development Pay		-	0.00%
192	Additional Responsibility Stipend		-	0.00%
193	Mentor Pay		-	0.00%
194	State-Designated Stipend		-	0.00%
196	Staff Development Participant Pay		-	0.00%

197	Staff Development Instructor	-	0.00%
198	Tutorial Pay	-	0.00%
199	Overtime Pay	-	0.00%
Subtotal:		\$ -	0.00%
Employee Benefits			
211	Employer's Social Security - Regular	\$ -	0.00%
221	Employer's Retirement - Regular	-	0.00%
229	Other Retirement Cost	-	0.00%
231	Employer's Hospitalization Insurance	-	0.00%
232	Employer's Workers' Comp Insurance	-	0.00%
233	Employer's Unemployment Insurance	-	0.00%
234	Employer's Dental Ins Cost	-	0.00%
235	Employer's Life Insurance Cost	-	0.00%
239	Other Insurance Cost	-	0.00%
184	Longevity Pay	-	0.00%
185	Bonus Leave Pay	-	0.00%
186	Short Term Disability Pay	-	0.00%
188	Annual Leave Pay	-	0.00%
189	Short Term Disability Pay – First Six Months	-	0.00%
Subtotal:		\$ -	0.00%
Purchased Services			
311	Contracted Services	\$ -	0.00%
312	Workshop Expenses/Allowable Travel	-	0.00%
313	Advertising Cost	-	0.00%
314	Printing and Binding Fees	-	0.00%
315	Reproduction Costs	-	0.00%
316	Commercial driver's License Medical Exam	-	0.00%
317	Psychological Contract Services	-	0.00%
318	Speech and Language Contracted Services	-	0.00%
319	Other Professional/Technical Services	-	0.00%
321	Public Utilities - Electric Services	-	0.00%
322	Public Utilities - Natural Gas	-	0.00%
323	Public Utilities - Water/Sewer	-	0.00%
324	Waste Management	-	0.00%
325	Contracted Repairs - Land/Bldg	-	0.00%
326	Contracted Repairs - Equipment	-	0.00%
327	Rentals/Leases	-	0.00%
331	Pupil Transportation - Contracted	-	0.00%
332	Travel Reimbursement	-	0.00%
333	Field Trips	-	0.00%
341	Telephone	-	0.00%
342	Postage	-	0.00%
343	Telecommunications Services	-	0.00%
344	Mobile Communication Costs	-	0.00%
351	Tuition Reimbursements	-	0.00%
352	Employee Education Reimbursement	-	0.00%
353	Certification/Licensing Fees	-	0.00%
Subtotal:		\$ -	0.00%
Supplies & Materials			
411	Supplies and Materials	\$ -	0.00%
412M	State Textbooks *)	-	0.00%
413M	Other Textbooks *)	-	0.00%
413	Other Textbooks	-	0.00%
414	Library Books	-	0.00%
415	Community College/University Textbooks	-	0.00%
418	Computer Software and Supplies	104,630	100.00%
421	Fuel for Facilities	-	0.00%
422	Repair Parts, Materials & Labor	-	0.00%
423	Gas/Diesel Fuel	-	0.00%
424	Oil	-	0.00%
425	Tires and Tubes	-	0.00%
451	Food Purchase	-	0.00%
459	Other Food Purchases	-	0.00%

461	Furniture and Equipment	-	0.00%
462	Computer Equipment	-	0.00%
471	Sales and Use Tax Expense	-	0.00%
472	Sales and Use Tax Refund	-	0.00%
Subtotal:		\$ 104,630	100.00%
Capital Outlay			
522	General Contract	-	0.00%
529	Miscellaneous Contracts & Other	-	0.00%
541	Purchase of Equipment	-	0.00%
542	Purchase of Computer Hardware	-	0.00%
551	Purchase of Vehicles	-	0.00%
552	License and Title Fees	-	0.00%
Subtotal:		\$ -	0.00%
Other			
361	Membership Dues and Fees	\$ -	0.00%
362	Dues and Fees	-	0.00%
363	Assessments/Penalties	-	0.00%
371	Liability Insurance	-	0.00%
372	Vehicle Liability Insurance	-	0.00%
373	Property Insurance	-	0.00%
375	Insurance and Judgments	-	0.00%
378	Scholastic Accident Insurance	-	0.00%
379	Other Insurance & Judgments	-	0.00%
715	Transfers to Multiple Enterprise Fund	\$ -	0.00%
Subtotal:		\$ -	0.00%
Grand Total:		\$ 104,630	100.00%

* Note: Objects Codes with "M" indicator (412M and 413M) signifies the amounts sourced from MFR report
MFR Report is based on 12P (13P n/a as of 9/27/2018)

