

LEA 111 - Asheville City Schools

PRC 027 - Teacher Assistants

Fiscal Year 2018-2019 District Expenditures by LEA and Object Code as of 6/30/2019

Object Category/Object Code Description	Annual Expenditures	%
Salary		
111 Superintendent	\$ -	0.00%
112 Associate & Deputy Superintendent	-	0.00%
113 Director and/or Supervisor	-	0.00%
114 Principal/Headmaster	-	0.00%
115 Finance Officer	-	0.00%
116 Assistant Principal (Non-teaching)	-	0.00%
117 Other Assistant Principal Assignment	-	0.00%
118 Assistant Superintendent	-	0.00%
121 Teacher	-	0.00%
122 Interim Teacher – (Paid at Non-certified Rate)	-	0.00%
123 JROTC Teacher	-	0.00%
124 Foreign Exchange (VIF)	-	0.00%
125 New Teacher Orientation	-	0.00%
126 Extended Contracts	-	0.00%
127 Master Teacher	-	0.00%
129_1 Above the Scale Salary (SBA)	-	0.00%
129_2 Above the Scale Salary (Other than SBA)	-	0.00%
131 Instructional Support I - Regular Teacher Pay Scale	-	0.00%
132 Instructional Support II - Advanced Pay Scale	-	0.00%
133 Psychologists	-	0.00%
134 Teacher Mentor	-	0.00%
135 Instructional Facilitators	-	0.00%
141 Teacher Assistant - Other	-	0.00%
142 Teacher Assistant - NCLB	816,214	66.59%
143 Tutor (Within the instructional day)	-	0.00%
144 Interpreter/Brailist/Translator/Education Interpreter	-	0.00%
145 Therapist	-	0.00%
146 Specialist (School-Based)	-	0.00%
147 Monitor	-	0.00%
148 Non-Certified Instructor	-	0.00%
149 School Resource Officer	-	0.00%
151 Office Support	-	0.00%
152 Technician	-	0.00%
153 Administrative Specialist (Central Support)	-	0.00%
162 Substitute Pay - Regular Teacher Absence	-	0.00%
163 Substitute Pay - Staff Development Absence	-	0.00%
164 Substitute Pay - Full-Time Non-Certified	-	0.00%
165 Substitute Pay - Non-Teaching	-	0.00%
166 Teacher Assistant Pay - Staff Development	-	0.00%
167 Teacher Assistant Pay - Regular Absence	-	0.00%
171 Driver	-	0.00%
172 Driver Overtime	-	0.00%
173 Custodian	-	0.00%
174 Cafeteria Workers	-	0.00%
175 Skilled Trades	-	0.00%
176 Manager	-	0.00%
177 Work Study Student	-	0.00%
178 Day Care/Before/After School Care Staff	-	0.00%
181 Supplementary Pay	-	0.00%
180 Bonus Pay (Not Subject to Retirement)	-	0.00%
182 Employee Allowances Taxable	-	0.00%
183 Bonus Pay (Subject to Retirement)	-	0.00%

LEA 111 - Asheville City Schools**PRC 027 - Teacher Assistants**

Fiscal Year 2018-2019 District Expenditures by LEA and Object Code as of 6/30/2019

Object Category/Object Code Description		Annual Expenditures	%
187	Salary Differential (Military, Local, ...)	-	0.00%
191	Curriculum Development Pay	-	0.00%
192	Additional Responsibility Stipend	-	0.00%
193	Mentor Pay Stipend	-	0.00%
194	State-Designated Stipend	-	0.00%
196	Staff Development Participant Pay	-	0.00%
197	Staff Development Instructor	-	0.00%
198	Tutorial Pay	-	0.00%
199	Overtime Pay	-	0.00%
Subtotal:		\$ 816,214	66.59%
Employee Benefits			
211	Employer's Social Security - Regular	\$ 57,990	4.73%
221	Employer's Retirement - Regular	153,938	12.56%
229	Other Retirement Cost	-	0.00%
231	Employer's Hospitalization Insurance	197,595	16.12%
232	Employer's Workers' Comp Insurance Cost	-	0.00%
233	Employer's Unemployment Insurance Cost	-	0.00%
234	Employer's Dental Insurance Cost	-	0.00%
235	Employer's Life Insurance Cost	-	0.00%
184	Longevity Pay	-	0.00%
185	Bonus Leave Payoff	-	0.00%
186	Short Term Disability Pay - Beyond Six Months	-	0.00%
188	Annual Leave Pay	-	0.00%
189	Short Term Disability Pay - First Six Months	-	0.00%
Subtotal:		\$ 409,523	33.41%
Purchased Services			
311	Contracted Services	\$ -	0.00%
312	Workshop Expenses/Allowable Travel	-	0.00%
313	Advertising Cost	-	0.00%
314	Printing and Binding Fees	-	0.00%
315	Reproduction Costs	-	0.00%
316	Commercial Driver's License Medical Exam Expenses	-	0.00%
317	Psychological Contract Services	-	0.00%
318	Speech and Language Contracted Services	-	0.00%
319	Other Professional/Technical Services	-	0.00%
321	Public Utilities - Electric Services	-	0.00%
322	Public Utilities - Natural Gas	-	0.00%
323	Public Utilities - Water/Sewer	-	0.00%
324	Waste Management	-	0.00%
325	Contracted Repairs - Land/Bldg	-	0.00%
326	Contracted Repairs - Equipment	-	0.00%
327	Rentals/Leases	-	0.00%
331	Pupil Transportation - Contracted	-	0.00%
332	Travel Reimbursement	-	0.00%
333	Field Trips	-	0.00%
341	Telephone	-	0.00%
342	Postage	-	0.00%
343	Telecommunications Services	-	0.00%
344	Mobile Communication Costs	-	0.00%
351	Tuition Reimbursements	-	0.00%
352	Employee Education Reimbursement	-	0.00%
353	Certification/Licensing Fees	-	0.00%
Subtotal:		\$ -	0.00%

LEA 111 - Asheville City Schools

PRC 027 - Teacher Assistants

Fiscal Year 2018-2019 District Expenditures by LEA and Object Code as of 6/30/2019

Object Category/Object Code Description	Annual Expenditures	%
Supplies & Materials		
411 Supplies and Materials	\$ -	0.00%
412M State Textbooks (MFR Data Source)	-	0.00%
413 Other Textbooks	-	0.00%
414 Library Books (Regular & Replacement)	-	0.00%
415 Community College/University Textbooks	-	0.00%
418 Computer Software and Supplies	-	0.00%
421 Fuel for Facilities	-	0.00%
422 Repair Parts, Materials & Labor, Grease, and Anti-Freeze	-	0.00%
423 Gas/Diesel Fuel	-	0.00%
424 Oil	-	0.00%
425 Tires and Tubes	-	0.00%
451 Food Purchase	-	0.00%
453 Food Processing Supplies	-	0.00%
454 Inventory Loss	-	0.00%
459 Other Food Purchases	-	0.00%
461 Furniture and Equipment - Inventoried	-	0.00%
462 Computer Equipment - Inventoried	-	0.00%
471 Sales and Use Tax Expense	-	0.00%
472 Sales and Use Tax Refund	-	0.00%
Subtotal:	\$ -	0.00%
Capital Outlay		
522 General Contract	-	0.00%
529 Miscellaneous Contracts & Other	-	0.00%
541 Purchase of Furniture & Equipment - Capitalized	-	0.00%
542 Purchase of Computer Hardware - Capitalized	-	0.00%
551 Purchase of Vehicles	-	0.00%
552 License and Title Fees	-	0.00%
Subtotal:	\$ -	0.00%
Other		
361 Membership Dues and Fees	\$ -	0.00%
362 Bank Service Fees	-	0.00%
363 Assessments/Penalties	-	0.00%
371 Liability Insurance	-	0.00%
372 Vehicle Liability Insurance	-	0.00%
373 Property Insurance	-	0.00%
375 Fidelity Bond Premium	-	0.00%
378 Scholastic Accident Insurance	-	0.00%
379 Other Insurance & Judgments	-	0.00%
715 Transfers to Multiple Enterprise Fund	\$ -	0.00%
Subtotal:	\$ -	0.00%
Grand Total:	\$ 1,225,737	100.00%

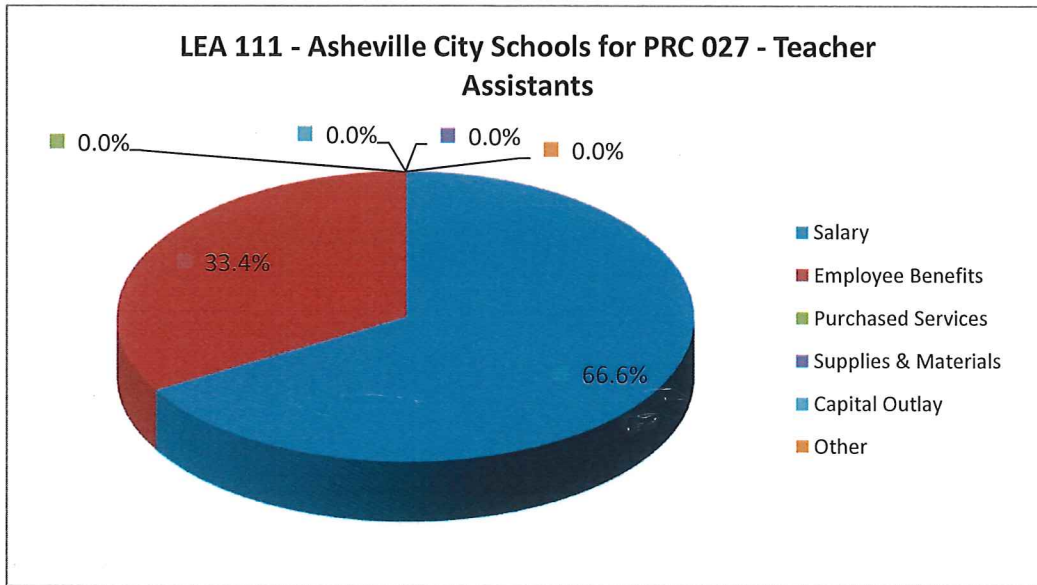
LEA 111 - Asheville City Schools

PRC 027 - Teacher Assistants

Fiscal Year 2018-2019 District Expenditures by LEA and Object Code as of 6/30/2019

Object Category/Object Code Description	Annual Expenditures	%
---	---------------------	---

Note: Objects Codes with "M" indicator (412M and 413M) signifies the amounts sourced from MFR report



LEA 111 - Asheville City Schools

PRC 029 - Behavioral Support

Fiscal Year 2018-2019 District Expenditures by LEA and Object Code as of 6/30/2019

Object Category/Object Code Description	Annual Expenditures	%
Salary		
111 Superintendent	\$ -	0.00%
112 Associate & Deputy Superintendent	-	0.00%
113 Director and/or Supervisor	-	0.00%
114 Principal/Headmaster	-	0.00%
115 Finance Officer	-	0.00%
116 Assistant Principal (Non-teaching)	-	0.00%
117 Other Assistant Principal Assignment	-	0.00%
118 Assistant Superintendent	-	0.00%
121 Teacher	42,000	30.13%
122 Interim Teacher – (Paid at Non-certified Rate)	-	0.00%
123 JROTC Teacher	-	0.00%
124 Foreign Exchange (VIF)	-	0.00%
125 New Teacher Orientation	-	0.00%
126 Extended Contracts	-	0.00%
127 Master Teacher	-	0.00%
129_1 Above the Scale Salary (SBA)	-	0.00%
129_2 Above the Scale Salary (Other than SBA)	-	0.00%
131 Instructional Support I - Regular Teacher Pay Scale	-	0.00%
132 Instructional Support II - Advanced Pay Scale	-	0.00%
133 Psychologists	-	0.00%
134 Teacher Mentor	-	0.00%
135 Instructional Facilitators	-	0.00%
141 Teacher Assistant - Other	-	0.00%
142 Teacher Assistant - NCLB	10,613	7.61%
143 Tutor (Within the instructional day)	-	0.00%
144 Interpreter/Braillist/Translator/Education Interpreter	-	0.00%
145 Therapist	-	0.00%
146 Specialist (School-Based)	10,770	7.73%
147 Monitor	-	0.00%
148 Non-Certified Instructor	-	0.00%
149 School Resource Officer	-	0.00%
151 Office Support	-	0.00%
152 Technician	-	0.00%
153 Administrative Specialist (Central Support)	-	0.00%
162 Substitute Pay - Regular Teacher Absence	-	0.00%
163 Substitute Pay - Staff Development Absence	-	0.00%
164 Substitute Pay - Full-Time Non-Certified	-	0.00%
165 Substitute Pay - Non-Teaching	-	0.00%
166 Teacher Assistant Pay - Staff Development	-	0.00%
167 Teacher Assistant Pay - Regular Absence	-	0.00%
171 Driver	-	0.00%
172 Driver Overtime	-	0.00%
173 Custodian	-	0.00%
174 Cafeteria Workers	-	0.00%
175 Skilled Trades	-	0.00%
176 Manager	-	0.00%
177 Work Study Student	-	0.00%
178 Day Care/Before/After School Care Staff	-	0.00%
181 Supplementary Pay	-	0.00%
180 Bonus Pay (Not Subject to Retirement)	-	0.00%
182 Employee Allowances Taxable	-	0.00%
183 Bonus Pay (Subject to Retirement)	-	0.00%

LEA 111 - Asheville City Schools

PRC 029 - Behavioral Support

Fiscal Year 2018-2019 District Expenditures by LEA and Object Code as of 6/30/2019

Object Category/Object Code Description	Annual Expenditures	%
187 Salary Differential (Military, Local, ...)	-	0.00%
191 Curriculum Development Pay	-	0.00%
192 Additional Responsibility Stipend	-	0.00%
193 Mentor Pay Stipend	-	0.00%
194 State-Designated Stipend	-	0.00%
196 Staff Development Participant Pay	-	0.00%
197 Staff Development Instructor	-	0.00%
198 Tutorial Pay	-	0.00%
199 Overtime Pay	-	0.00%
Subtotal:	\$ 63,383	45.47%
Employee Benefits		
211 Employer's Social Security - Regular	\$ 4,503	3.23%
221 Employer's Retirement - Regular	11,954	8.58%
229 Other Retirement Cost	-	0.00%
231 Employer's Hospitalization Insurance	9,635	6.91%
232 Employer's Workers' Comp Insurance Cost	-	0.00%
233 Employer's Unemployment Insurance Cost	-	0.00%
234 Employer's Dental Insurance Cost	-	0.00%
235 Employer's Life Insurance Cost	-	0.00%
184 Longevity Pay	-	0.00%
185 Bonus Leave Payoff	-	0.00%
186 Short Term Disability Pay - Beyond Six Months	-	0.00%
188 Annual Leave Pay	-	0.00%
189 Short Term Disability Pay - First Six Months	-	0.00%
Subtotal:	\$ 26,091	18.72%
Purchased Services		
311 Contracted Services	\$ 3,000	2.15%
312 Workshop Expenses/Allowable Travel	21,450	15.39%
313 Advertising Cost	-	0.00%
314 Printing and Binding Fees	-	0.00%
315 Reproduction Costs	-	0.00%
316 Commercial Driver's License Medical Exam Expenses	-	0.00%
317 Psychological Contract Services	-	0.00%
318 Speech and Language Contracted Services	-	0.00%
319 Other Professional/Technical Services	-	0.00%
321 Public Utilities - Electric Services	-	0.00%
322 Public Utilities - Natural Gas	-	0.00%
323 Public Utilities - Water/Sewer	-	0.00%
324 Waste Management	-	0.00%
325 Contracted Repairs - Land/Bldg	-	0.00%
326 Contracted Repairs - Equipment	-	0.00%
327 Rentals/Leases	-	0.00%
331 Pupil Transportation - Contracted	-	0.00%
332 Travel Reimbursement	-	0.00%
333 Field Trips	-	0.00%
341 Telephone	-	0.00%
342 Postage	-	0.00%
343 Telecommunications Services	-	0.00%
344 Mobile Communication Costs	-	0.00%
351 Tuition Reimbursements	-	0.00%
352 Employee Education Reimbursement	-	0.00%
353 Certification/Licensing Fees	-	0.00%
Subtotal:	\$ 24,450	17.54%

LEA 111 - Asheville City Schools**PRC 029 - Behavioral Support**

Fiscal Year 2018-2019 District Expenditures by LEA and Object Code as of 6/30/2019

Object Category/Object Code Description		Annual Expenditures	%
Supplies & Materials			
411	Supplies and Materials	\$ 22,597	16.21%
412M	State Textbooks (MFR Data Source)	-	0.00%
413	Other Textbooks	-	0.00%
414	Library Books (Regular & Replacement)	-	0.00%
415	Community College/University Textbooks	-	0.00%
418	Computer Software and Supplies	2,867	2.06%
421	Fuel for Facilities	-	0.00%
422	Repair Parts, Materials & Labor, Grease, and Anti-Freezer	-	0.00%
423	Gas/Diesel Fuel	-	0.00%
424	Oil	-	0.00%
425	Tires and Tubes	-	0.00%
451	Food Purchase	-	0.00%
453	Food Processing Supplies	-	0.00%
454	Inventory Loss	-	0.00%
459	Other Food Purchases	-	0.00%
461	Furniture and Equipment - Inventoried	-	0.00%
462	Computer Equipment - Inventoried	-	0.00%
471	Sales and Use Tax Expense	-	0.00%
472	Sales and Use Tax Refund	-	0.00%
Subtotal:		\$ 25,464	18.27%
Capital Outlay			
522	General Contract	-	0.00%
529	Miscellaneous Contracts & Other	-	0.00%
541	Purchase of Furniture & Equipment - Capitalized	-	0.00%
542	Purchase of Computer Hardware - Capitalized	-	0.00%
551	Purchase of Vehicles	-	0.00%
552	License and Title Fees	-	0.00%
Subtotal:		\$ -	0.00%
Other			
361	Membership Dues and Fees	\$ -	0.00%
362	Bank Service Fees	-	0.00%
363	Assessments/Penalties	-	0.00%
371	Liability Insurance	-	0.00%
372	Vehicle Liability Insurance	-	0.00%
373	Property Insurance	-	0.00%
375	Fidelity Bond Premium	-	0.00%
378	Scholastic Accident Insurance	-	0.00%
379	Other Insurance & Judgments	-	0.00%
715	Transfers to Multiple Enterprise Fund	\$ -	0.00%
Subtotal:		\$ -	0.00%
Grand Total:		\$ 139,389	100.00%

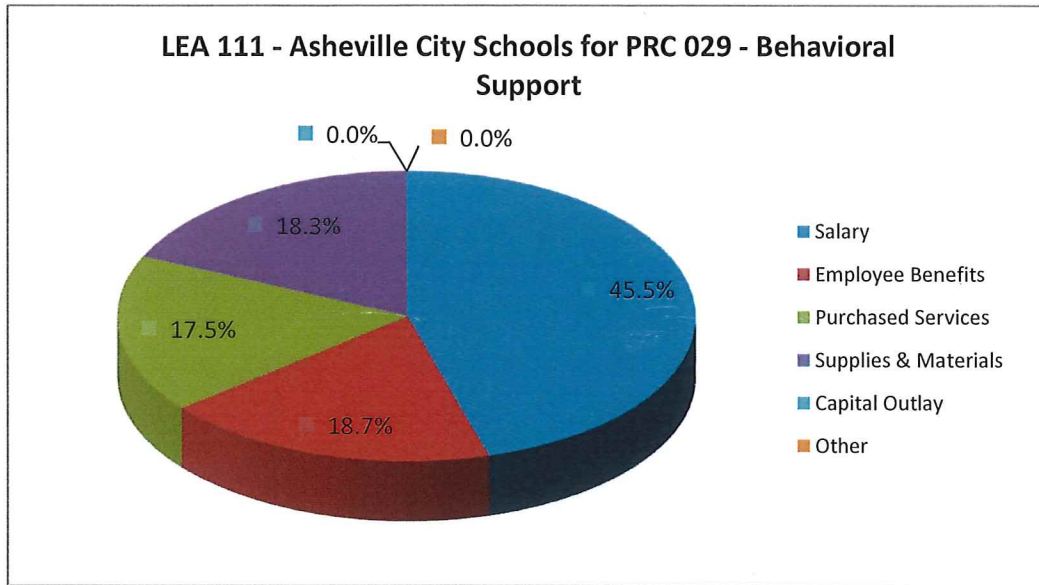
LEA 111 - Asheville City Schools

PRC 029 - Behavioral Support

Fiscal Year 2018-2019 District Expenditures by LEA and Object Code as of 6/30/2019

Object Category/Object Code Description	Annual Expenditures	%
---	---------------------	---

Note: Objects Codes with "M" indicator (412M and 413M) signifies the amounts sourced from MFR report



LEA 111 - Asheville City Schools

PRC 032 - Children With Special Needs

Fiscal Year 2018-2019 District Expenditures by LEA and Object Code as of 6/30/2019

Object Category/Object Code Description	Annual Expenditures	%
Salary		
111 Superintendent	\$ -	0.00%
112 Associate & Deputy Superintendent	-	0.00%
113 Director and/or Supervisor	-	0.00%
114 Principal/Headmaster	-	0.00%
115 Finance Officer	-	0.00%
116 Assistant Principal (Non-teaching)	-	0.00%
117 Other Assistant Principal Assignment	-	0.00%
118 Assistant Superintendent	-	0.00%
121 Teacher	803,049	29.91%
122 Interim Teacher – (Paid at Non-certified Rate)	-	0.00%
123 JROTC Teacher	-	0.00%
124 Foreign Exchange (VIF)	-	0.00%
125 New Teacher Orientation	-	0.00%
126 Extended Contracts	-	0.00%
127 Master Teacher	-	0.00%
129_1 Above the Scale Salary (SBA)	-	0.00%
129_2 Above the Scale Salary (Other than SBA)	-	0.00%
131 Instructional Support I - Regular Teacher Pay Scale	-	0.00%
132 Instructional Support II - Advanced Pay Scale	222,444	8.28%
133 Psychologists	146,132	5.44%
134 Teacher Mentor	-	0.00%
135 Instructional Facilitators	161,326	6.01%
141 Teacher Assistant - Other	-	0.00%
142 Teacher Assistant - NCLB	273,366	10.18%
143 Tutor (Within the instructional day)	-	0.00%
144 Interpreter/Brailist/Translator/Education Interpreter	11,010	0.41%
145 Therapist	203,033	7.56%
146 Specialist (School-Based)	4,778	0.18%
147 Monitor	-	0.00%
148 Non-Certified Instructor	69,012	2.57%
149 School Resource Officer	-	0.00%
151 Office Support	-	0.00%
152 Technician	-	0.00%
153 Administrative Specialist (Central Support)	-	0.00%
162 Substitute Pay - Regular Teacher Absence	18,884	0.70%
163 Substitute Pay - Staff Development Absence	1,687	0.06%
164 Substitute Pay - Full-Time Non-Certified	-	0.00%
165 Substitute Pay - Non-Teaching	8,453	0.31%
166 Teacher Assistant Pay - Staff Development	-	0.00%
167 Teacher Assistant Pay - Regular Absence	-	0.00%
171 Driver	-	0.00%
172 Driver Overtime	-	0.00%
173 Custodian	-	0.00%
174 Cafeteria Workers	-	0.00%
175 Skilled Trades	-	0.00%
176 Manager	-	0.00%
177 Work Study Student	-	0.00%
178 Day Care/Before/After School Care Staff	-	0.00%
181 Supplementary Pay	-	0.00%
180 Bonus Pay (Not Subject to Retirement)	-	0.00%
182 Employee Allowances Taxable	-	0.00%
183 Bonus Pay (Subject to Retirement)	-	0.00%

LEA 111 - Asheville City Schools

PRC 032 - Children With Special Needs

Fiscal Year 2018-2019 District Expenditures by LEA and Object Code as of 6/30/2019

Object Category/Object Code Description	Annual Expenditures	%
187 Salary Differential (Military, Local, ...)	-	0.00%
191 Curriculum Development Pay	-	0.00%
192 Additional Responsibility Stipend	-	0.00%
193 Mentor Pay Stipend	-	0.00%
194 State-Designated Stipend	-	0.00%
196 Staff Development Participant Pay	-	0.00%
197 Staff Development Instructor	-	0.00%
198 Tutorial Pay	-	0.00%
199 Overtime Pay	-	0.00%
Subtotal:	\$ 1,923,173	71.62%
Employee Benefits		
211 Employer's Social Security - Regular	\$ 138,443	5.16%
221 Employer's Retirement - Regular	321,904	11.99%
229 Other Retirement Cost	-	0.00%
231 Employer's Hospitalization Insurance	250,526	9.33%
232 Employer's Workers' Comp Insurance Cost	-	0.00%
233 Employer's Unemployment Insurance Cost	-	0.00%
234 Employer's Dental Insurance Cost	-	0.00%
235 Employer's Life Insurance Cost	-	0.00%
184 Longevity Pay	-	0.00%
185 Bonus Leave Payoff	-	0.00%
186 Short Term Disability Pay - Beyond Six Months	-	0.00%
188 Annual Leave Pay	-	0.00%
189 Short Term Disability Pay - First Six Months	-	0.00%
Subtotal:	\$ 710,873	26.47%
Purchased Services		
311 Contracted Services	\$ 44,215	1.65%
312 Workshop Expenses/Allowable Travel	6,547	0.24%
313 Advertising Cost	-	0.00%
314 Printing and Binding Fees	-	0.00%
315 Reproduction Costs	-	0.00%
316 Commercial Driver's License Medical Exam Expenses	-	0.00%
317 Psychological Contract Services	-	0.00%
318 Speech and Language Contracted Services	-	0.00%
319 Other Professional/Technical Services	-	0.00%
321 Public Utilities - Electric Services	-	0.00%
322 Public Utilities - Natural Gas	-	0.00%
323 Public Utilities - Water/Sewer	-	0.00%
324 Waste Management	-	0.00%
325 Contracted Repairs - Land/Bldg	-	0.00%
326 Contracted Repairs - Equipment	-	0.00%
327 Rentals/Leases	-	0.00%
331 Pupil Transportation - Contracted	-	0.00%
332 Travel Reimbursement	497	0.02%
333 Field Trips	-	0.00%
341 Telephone	-	0.00%
342 Postage	-	0.00%
343 Telecommunications Services	-	0.00%
344 Mobile Communication Costs	-	0.00%
351 Tuition Reimbursements	-	0.00%
352 Employee Education Reimbursement	-	0.00%
353 Certification/Licensing Fees	-	0.00%
Subtotal:	\$ 51,259	1.91%

LEA 111 - Asheville City Schools

PRC 032 - Children With Special Needs

Fiscal Year 2018-2019 District Expenditures by LEA and Object Code as of 6/30/2019

Object Category/Object Code Description	Annual Expenditures	%
Supplies & Materials		
411 Supplies and Materials	\$ -	0.00%
412M State Textbooks (MFR Data Source)	-	0.00%
413 Other Textbooks	-	0.00%
414 Library Books (Regular & Replacement)	-	0.00%
415 Community College/University Textbooks	-	0.00%
418 Computer Software and Supplies	-	0.00%
421 Fuel for Facilities	-	0.00%
422 Repair Parts, Materials & Labor, Grease, and Anti-Freeze	-	0.00%
423 Gas/Diesel Fuel	-	0.00%
424 Oil	-	0.00%
425 Tires and Tubes	-	0.00%
451 Food Purchase	-	0.00%
453 Food Processing Supplies	-	0.00%
454 Inventory Loss	-	0.00%
459 Other Food Purchases	-	0.00%
461 Furniture and Equipment - Inventoried	-	0.00%
462 Computer Equipment - Inventoried	-	0.00%
471 Sales and Use Tax Expense	-	0.00%
472 Sales and Use Tax Refund	-	0.00%
Subtotal:	\$ -	0.00%
Capital Outlay		
522 General Contract	-	0.00%
529 Miscellaneous Contracts & Other	-	0.00%
541 Purchase of Furniture & Equipment - Capitalized	-	0.00%
542 Purchase of Computer Hardware - Capitalized	-	0.00%
551 Purchase of Vehicles	-	0.00%
552 License and Title Fees	-	0.00%
Subtotal:	\$ -	0.00%
Other		
361 Membership Dues and Fees	\$ -	0.00%
362 Bank Service Fees	-	0.00%
363 Assessments/Penalties	-	0.00%
371 Liability Insurance	-	0.00%
372 Vehicle Liability Insurance	-	0.00%
373 Property Insurance	-	0.00%
375 Fidelity Bond Premium	-	0.00%
378 Scholastic Accident Insurance	-	0.00%
379 Other Insurance & Judgments	-	0.00%
715 Transfers to Multiple Enterprise Fund	\$ -	0.00%
Subtotal:	\$ -	0.00%
Grand Total:	\$ 2,685,304	100.00%

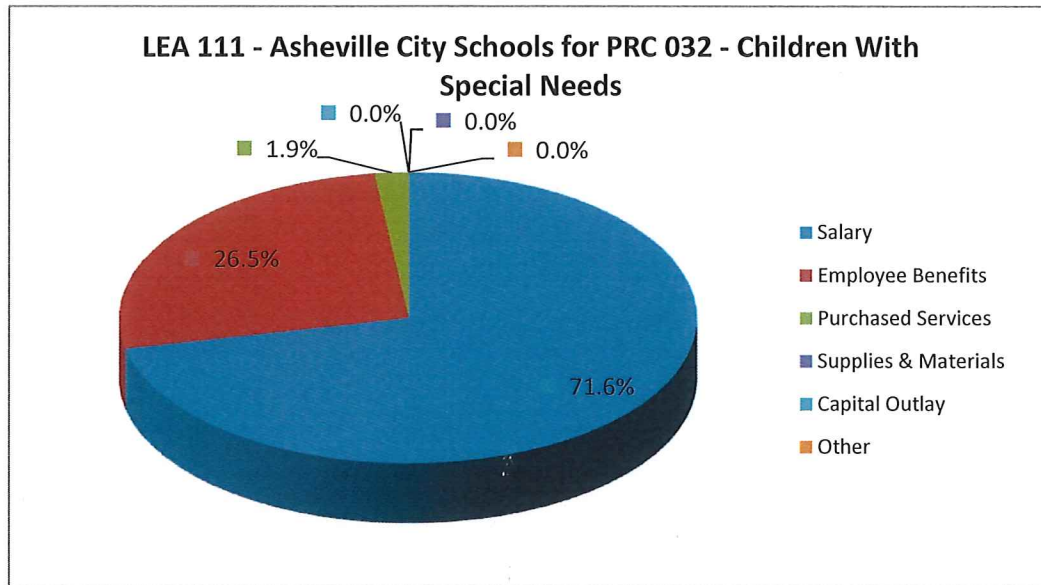
LEA 111 - Asheville City Schools

PRC 032 - Children With Special Needs

Fiscal Year 2018-2019 District Expenditures by LEA and Object Code as of 6/30/2019

Object Category/Object Code Description	Annual Expenditures	%
---	---------------------	---

Note: Objects Codes with "M" indicator (412M and 413M) signifies the amounts sourced from MFR report



LEA 111 - Asheville City Schools

PRC 034 - Academically/Intellectually Gifted

Fiscal Year 2018-2019 District Expenditures by LEA and Object Code as of 6/30/2019

Object Category/Object Code Description	Annual Expenditures	%
Salary		
111 Superintendent	\$ -	0.00%
112 Associate & Deputy Superintendent	-	0.00%
113 Director and/or Supervisor	-	0.00%
114 Principal/Headmaster	-	0.00%
115 Finance Officer	-	0.00%
116 Assistant Principal (Non-teaching)	-	0.00%
117 Other Assistant Principal Assignment	-	0.00%
118 Assistant Superintendent	-	0.00%
121 Teacher	125,641	52.71%
122 Interim Teacher – (Paid at Non-certified Rate)	-	0.00%
123 JROTC Teacher	-	0.00%
124 Foreign Exchange (VIF)	-	0.00%
125 New Teacher Orientation	-	0.00%
126 Extended Contracts	-	0.00%
127 Master Teacher	-	0.00%
129_1 Above the Scale Salary (SBA)	-	0.00%
129_2 Above the Scale Salary (Other than SBA)	-	0.00%
131 Instructional Support I - Regular Teacher Pay Scale	-	0.00%
132 Instructional Support II - Advanced Pay Scale	-	0.00%
133 Psychologists	-	0.00%
134 Teacher Mentor	-	0.00%
135 Instructional Facilitators	55,000	23.07%
141 Teacher Assistant - Other	-	0.00%
142 Teacher Assistant - NCLB	-	0.00%
143 Tutor (Within the instructional day)	-	0.00%
144 Interpreter/Braillist/Translator/Education Interpreter	-	0.00%
145 Therapist	-	0.00%
146 Specialist (School-Based)	-	0.00%
147 Monitor	-	0.00%
148 Non-Certified Instructor	-	0.00%
149 School Resource Officer	-	0.00%
151 Office Support	-	0.00%
152 Technician	-	0.00%
153 Administrative Specialist (Central Support)	-	0.00%
162 Substitute Pay - Regular Teacher Absence	103	0.04%
163 Substitute Pay - Staff Development Absence	-	0.00%
164 Substitute Pay - Full-Time Non-Certified	-	0.00%
165 Substitute Pay - Non-Teaching	-	0.00%
166 Teacher Assistant Pay - Staff Development	-	0.00%
167 Teacher Assistant Pay - Regular Absence	-	0.00%
171 Driver	-	0.00%
172 Driver Overtime	-	0.00%
173 Custodian	-	0.00%
174 Cafeteria Workers	-	0.00%
175 Skilled Trades	-	0.00%
176 Manager	-	0.00%
177 Work Study Student	-	0.00%
178 Day Care/Before/After School Care Staff	-	0.00%
181 Supplementary Pay	-	0.00%
180 Bonus Pay (Not Subject to Retirement)	-	0.00%
182 Employee Allowances Taxable	-	0.00%
183 Bonus Pay (Subject to Retirement)	-	0.00%

LEA 111 - Asheville City Schools

PRC 034 - Academically/Intellectually Gifted

Fiscal Year 2018-2019 District Expenditures by LEA and Object Code as of 6/30/2019

Object Category/Object Code Description	Annual Expenditures	%
187 Salary Differential (Military, Local, ...)	-	0.00%
191 Curriculum Development Pay	-	0.00%
192 Additional Responsibility Stipend	-	0.00%
193 Mentor Pay Stipend	-	0.00%
194 State-Designated Stipend	-	0.00%
196 Staff Development Participant Pay	-	0.00%
197 Staff Development Instructor	-	0.00%
198 Tutorial Pay	-	0.00%
199 Overtime Pay	-	0.00%
Subtotal:	\$ 180,744	75.82%
Employee Benefits		
211 Employer's Social Security - Regular	\$ 13,471	5.65%
221 Employer's Retirement - Regular	32,699	13.72%
229 Other Retirement Cost	-	0.00%
231 Employer's Hospitalization Insurance	10,213	4.28%
232 Employer's Workers' Comp Insurance Cost	-	0.00%
233 Employer's Unemployment Insurance Cost	-	0.00%
234 Employer's Dental Insurance Cost	-	0.00%
235 Employer's Life Insurance Cost	-	0.00%
184 Longevity Pay	-	0.00%
185 Bonus Leave Payoff	-	0.00%
186 Short Term Disability Pay - Beyond Six Months	-	0.00%
188 Annual Leave Pay	-	0.00%
189 Short Term Disability Pay - First Six Months	-	0.00%
Subtotal:	\$ 56,383	23.65%
Purchased Services		
311 Contracted Services	\$ -	0.00%
312 Workshop Expenses/Allowable Travel	1,244	0.52%
313 Advertising Cost	-	0.00%
314 Printing and Binding Fees	-	0.00%
315 Reproduction Costs	-	0.00%
316 Commercial Driver's License Medical Exam Expenses	-	0.00%
317 Psychological Contract Services	-	0.00%
318 Speech and Language Contracted Services	-	0.00%
319 Other Professional/Technical Services	-	0.00%
321 Public Utilities - Electric Services	-	0.00%
322 Public Utilities - Natural Gas	-	0.00%
323 Public Utilities - Water/Sewer	-	0.00%
324 Waste Management	-	0.00%
325 Contracted Repairs - Land/Bldg	-	0.00%
326 Contracted Repairs - Equipment	-	0.00%
327 Rentals/Leases	-	0.00%
331 Pupil Transportation - Contracted	-	0.00%
332 Travel Reimbursement	-	0.00%
333 Field Trips	-	0.00%
341 Telephone	-	0.00%
342 Postage	-	0.00%
343 Telecommunications Services	-	0.00%
344 Mobile Communication Costs	-	0.00%
351 Tuition Reimbursements	-	0.00%
352 Employee Education Reimbursement	-	0.00%
353 Certification/Licensing Fees	-	0.00%
Subtotal:	\$ 1,244	0.52%

LEA 111 - Asheville City Schools**PRC 034 - Academically/Intellectually Gifted**

Fiscal Year 2018-2019 District Expenditures by LEA and Object Code as of 6/30/2019

Object Category/Object Code Description		Annual Expenditures	%
Supplies & Materials			
411	Supplies and Materials	\$ -	0.00%
412M	State Textbooks (MFR Data Source)	-	0.00%
413	Other Textbooks	-	0.00%
414	Library Books (Regular & Replacement)	-	0.00%
415	Community College/University Textbooks	-	0.00%
418	Computer Software and Supplies	-	0.00%
421	Fuel for Facilities	-	0.00%
422	Repair Parts, Materials & Labor, Grease, and Anti-Freeze	-	0.00%
423	Gas/Diesel Fuel	-	0.00%
424	Oil	-	0.00%
425	Tires and Tubes	-	0.00%
451	Food Purchase	-	0.00%
453	Food Processing Supplies	-	0.00%
454	Inventory Loss	-	0.00%
459	Other Food Purchases	-	0.00%
461	Furniture and Equipment - Inventoried	-	0.00%
462	Computer Equipment - Inventoried	-	0.00%
471	Sales and Use Tax Expense	-	0.00%
472	Sales and Use Tax Refund	-	0.00%
Subtotal:		\$ -	0.00%
Capital Outlay			
522	General Contract	-	0.00%
529	Miscellaneous Contracts & Other	-	0.00%
541	Purchase of Furniture & Equipment - Capitalized	-	0.00%
542	Purchase of Computer Hardware - Capitalized	-	0.00%
551	Purchase of Vehicles	-	0.00%
552	License and Title Fees	-	0.00%
Subtotal:		\$ -	0.00%
Other			
361	Membership Dues and Fees	\$ -	0.00%
362	Bank Service Fees	-	0.00%
363	Assessments/Penalties	-	0.00%
371	Liability Insurance	-	0.00%
372	Vehicle Liability Insurance	-	0.00%
373	Property Insurance	-	0.00%
375	Fidelity Bond Premium	-	0.00%
378	Scholastic Accident Insurance	-	0.00%
379	Other Insurance & Judgments	-	0.00%
715	Transfers to Multiple Enterprise Fund	\$ -	0.00%
Subtotal:		\$ -	0.00%
Grand Total:		\$ 238,370	100.00%

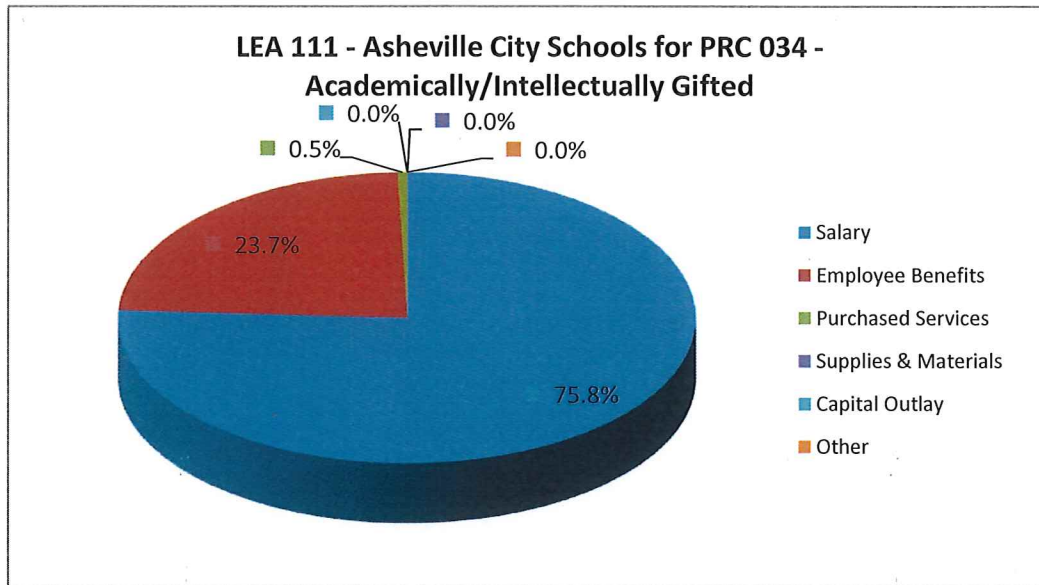
LEA 111 - Asheville City Schools

PRC 034 - Academically/Intellectually Gifted

Fiscal Year 2018-2019 District Expenditures by LEA and Object Code as of 6/30/2019

Object Category/Object Code Description	Annual Expenditures	%
---	---------------------	---

Note: Objects Codes with "M" indicator (412M and 413M) signifies the amounts sourced from MFR report



LEA 111 - Asheville City Schools

PRC 039 - School Resource Officers

Fiscal Year 2018-2019 District Expenditures by LEA and Object Code as of 6/30/2019

Object Category/Object Code Description	Annual Expenditures	%
Salary		
111 Superintendent	\$ -	0.00%
112 Associate & Deputy Superintendent	-	0.00%
113 Director and/or Supervisor	-	0.00%
114 Principal/Headmaster	-	0.00%
115 Finance Officer	-	0.00%
116 Assistant Principal (Non-teaching)	-	0.00%
117 Other Assistant Principal Assignment	-	0.00%
118 Assistant Superintendent	-	0.00%
121 Teacher	-	0.00%
122 Interim Teacher – (Paid at Non-certified Rate)	-	0.00%
123 JROTC Teacher	-	0.00%
124 Foreign Exchange (VIF)	-	0.00%
125 New Teacher Orientation	-	0.00%
126 Extended Contracts	-	0.00%
127 Master Teacher	-	0.00%
129_1 Above the Scale Salary (SBA)	-	0.00%
129_2 Above the Scale Salary (Other than SBA)	-	0.00%
131 Instructional Support I - Regular Teacher Pay Scale	-	0.00%
132 Instructional Support II - Advanced Pay Scale	-	0.00%
133 Psychologists	-	0.00%
134 Teacher Mentor	-	0.00%
135 Instructional Facilitators	-	0.00%
141 Teacher Assistant - Other	-	0.00%
142 Teacher Assistant - NCLB	-	0.00%
143 Tutor (Within the instructional day)	-	0.00%
144 Interpreter/Brailist/Translator/Education Interpreter	-	0.00%
145 Therapist	-	0.00%
146 Specialist (School-Based)	-	0.00%
147 Monitor	-	0.00%
148 Non-Certified Instructor	-	0.00%
149 School Resource Officer	-	0.00%
151 Office Support	-	0.00%
152 Technician	-	0.00%
153 Administrative Specialist (Central Support)	-	0.00%
162 Substitute Pay - Regular Teacher Absence	-	0.00%
163 Substitute Pay - Staff Development Absence	-	0.00%
164 Substitute Pay - Full-Time Non-Certified	-	0.00%
165 Substitute Pay - Non-Teaching	-	0.00%
166 Teacher Assistant Pay - Staff Development	-	0.00%
167 Teacher Assistant Pay - Regular Absence	-	0.00%
171 Driver	-	0.00%
172 Driver Overtime	-	0.00%
173 Custodian	-	0.00%
174 Cafeteria Workers	-	0.00%
175 Skilled Trades	-	0.00%
176 Manager	-	0.00%
177 Work Study Student	-	0.00%
178 Day Care/Before/After School Care Staff	-	0.00%
181 Supplementary Pay	-	0.00%
180 Bonus Pay (Not Subject to Retirement)	-	0.00%
182 Employee Allowances Taxable	-	0.00%
183 Bonus Pay (Subject to Retirement)	-	0.00%

LEA 111 - Asheville City Schools

PRC 039 - School Resource Officers

Fiscal Year 2018-2019 District Expenditures by LEA and Object Code as of 6/30/2019

Object Category/Object Code Description	Annual Expenditures	%
187 Salary Differential (Military, Local, ...)	-	0.00%
191 Curriculum Development Pay	-	0.00%
192 Additional Responsibility Stipend	-	0.00%
193 Mentor Pay Stipend	-	0.00%
194 State-Designated Stipend	-	0.00%
196 Staff Development Participant Pay	-	0.00%
197 Staff Development Instructor	-	0.00%
198 Tutorial Pay	-	0.00%
199 Overtime Pay	-	0.00%
Subtotal:	\$ -	0.00%
Employee Benefits		
211 Employer's Social Security - Regular	\$ -	0.00%
221 Employer's Retirement - Regular	-	0.00%
229 Other Retirement Cost	-	0.00%
231 Employer's Hospitalization Insurance	-	0.00%
232 Employer's Workers' Comp Insurance Cost	-	0.00%
233 Employer's Unemployment Insurance Cost	-	0.00%
234 Employer's Dental Insurance Cost	-	0.00%
235 Employer's Life Insurance Cost	-	0.00%
184 Longevity Pay	-	0.00%
185 Bonus Leave Payoff	-	0.00%
186 Short Term Disability Pay - Beyond Six Months	-	0.00%
188 Annual Leave Pay	-	0.00%
189 Short Term Disability Pay - First Six Months	-	0.00%
Subtotal:	\$ -	0.00%
Purchased Services		
311 Contracted Services	\$ 23,750	71.25%
312 Workshop Expenses/Allowable Travel	6,458	19.38%
313 Advertising Cost	-	0.00%
314 Printing and Binding Fees	-	0.00%
315 Reproduction Costs	-	0.00%
316 Commercial Driver's License Medical Exam Expenses	-	0.00%
317 Psychological Contract Services	-	0.00%
318 Speech and Language Contracted Services	-	0.00%
319 Other Professional/Technical Services	-	0.00%
321 Public Utilities - Electric Services	-	0.00%
322 Public Utilities - Natural Gas	-	0.00%
323 Public Utilities - Water/Sewer	-	0.00%
324 Waste Management	-	0.00%
325 Contracted Repairs - Land/Bldg	-	0.00%
326 Contracted Repairs - Equipment	-	0.00%
327 Rentals/Leases	-	0.00%
331 Pupil Transportation - Contracted	-	0.00%
332 Travel Reimbursement	-	0.00%
333 Field Trips	-	0.00%
341 Telephone	-	0.00%
342 Postage	-	0.00%
343 Telecommunications Services	-	0.00%
344 Mobile Communication Costs	-	0.00%
351 Tuition Reimbursements	-	0.00%
352 Employee Education Reimbursement	-	0.00%
353 Certification/Licensing Fees	-	0.00%
Subtotal:	\$ 30,209	90.63%

LEA 111 - Asheville City Schools**PRC 039 - School Resource Officers**

Fiscal Year 2018-2019 District Expenditures by LEA and Object Code as of 6/30/2019

Object Category/Object Code Description		Annual Expenditures	%
Supplies & Materials			
411	Supplies and Materials	\$ 3,124	9.37%
412M	State Textbooks (MFR Data Source)	-	0.00%
413	Other Textbooks	-	0.00%
414	Library Books (Regular & Replacement)	-	0.00%
415	Community College/University Textbooks	-	0.00%
418	Computer Software and Supplies	-	0.00%
421	Fuel for Facilities	-	0.00%
422	Repair Parts, Materials & Labor, Grease, and Anti-Freeze	-	0.00%
423	Gas/Diesel Fuel	-	0.00%
424	Oil	-	0.00%
425	Tires and Tubes	-	0.00%
451	Food Purchase	-	0.00%
453	Food Processing Supplies	-	0.00%
454	Inventory Loss	-	0.00%
459	Other Food Purchases	-	0.00%
461	Furniture and Equipment - Inventoried	-	0.00%
462	Computer Equipment - Inventoried	-	0.00%
471	Sales and Use Tax Expense	-	0.00%
472	Sales and Use Tax Refund	-	0.00%
Subtotal:		\$ 3,124	9.37%
Capital Outlay			
522	General Contract	-	0.00%
529	Miscellaneous Contracts & Other	-	0.00%
541	Purchase of Furniture & Equipment - Capitalized	-	0.00%
542	Purchase of Computer Hardware - Capitalized	-	0.00%
551	Purchase of Vehicles	-	0.00%
552	License and Title Fees	-	0.00%
Subtotal:		\$ -	0.00%
Other			
361	Membership Dues and Fees	\$ -	0.00%
362	Bank Service Fees	-	0.00%
363	Assessments/Penalties	-	0.00%
371	Liability Insurance	-	0.00%
372	Vehicle Liability Insurance	-	0.00%
373	Property Insurance	-	0.00%
375	Fidelity Bond Premium	-	0.00%
378	Scholastic Accident Insurance	-	0.00%
379	Other Insurance & Judgments	-	0.00%
715	Transfers to Multiple Enterprise Fund	\$ -	0.00%
Subtotal:		\$ -	0.00%
Grand Total:		\$ 33,333	100.00%

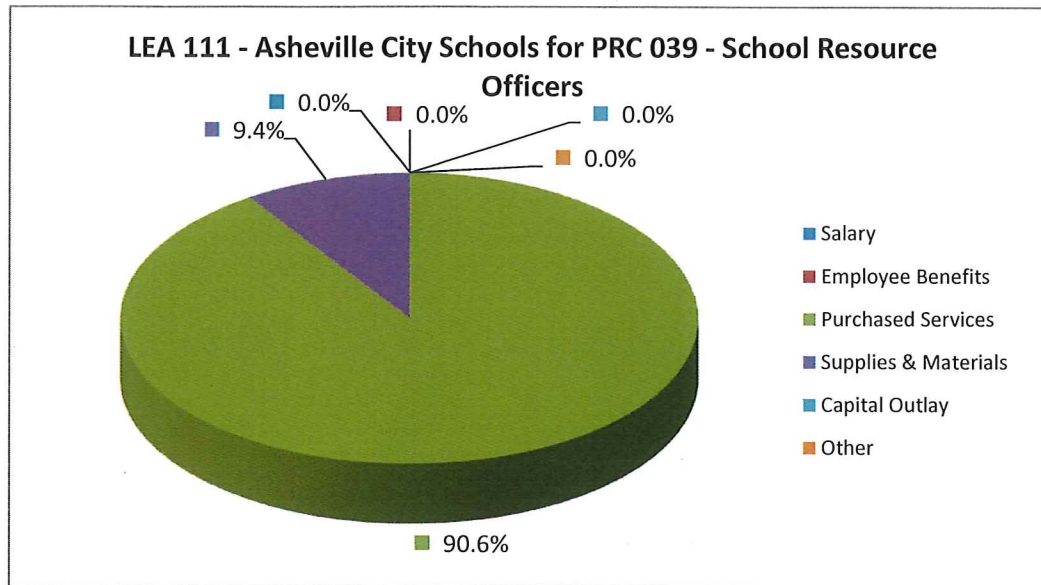
LEA 111 - Asheville City Schools

PRC 039 - School Resource Officers

Fiscal Year 2018-2019 District Expenditures by LEA and Object Code as of 6/30/2019

Object Category/Object Code Description	Annual Expenditures	%
---	---------------------	---

Note: Objects Codes with "M" indicator (412M and 413M) signifies the amounts sourced from MFR report



LEA 111 - Asheville City Schools

PRC 045 - Veteran Teacher Retention Bonus

Fiscal Year 2018-2019 District Expenditures by LEA and Object Code as of 6/30/2019

Object Category/Object Code Description	Annual Expenditures	%
Salary		
111 Superintendent	\$ -	0.00%
112 Associate & Deputy Superintendent	-	0.00%
113 Director and/or Supervisor	-	0.00%
114 Principal/Headmaster	-	0.00%
115 Finance Officer	-	0.00%
116 Assistant Principal (Non-teaching)	-	0.00%
117 Other Assistant Principal Assignment	-	0.00%
118 Assistant Superintendent	-	0.00%
121 Teacher	-	0.00%
122 Interim Teacher – (Paid at Non-certified Rate)	-	0.00%
123 JROTC Teacher	-	0.00%
124 Foreign Exchange (VIF)	-	0.00%
125 New Teacher Orientation	-	0.00%
126 Extended Contracts	-	0.00%
127 Master Teacher	-	0.00%
129_1 Above the Scale Salary (SBA)	-	0.00%
129_2 Above the Scale Salary (Other than SBA)	-	0.00%
131 Instructional Support I - Regular Teacher Pay Scale	-	0.00%
132 Instructional Support II - Advanced Pay Scale	-	0.00%
133 Psychologists	-	0.00%
134 Teacher Mentor	-	0.00%
135 Instructional Facilitators	-	0.00%
141 Teacher Assistant - Other	-	0.00%
142 Teacher Assistant - NCLB	-	0.00%
143 Tutor (Within the instructional day)	-	0.00%
144 Interpreter/Braillist/Translator/Education Interpreter	-	0.00%
145 Therapist	-	0.00%
146 Specialist (School-Based)	-	0.00%
147 Monitor	-	0.00%
148 Non-Certified Instructor	-	0.00%
149 School Resource Officer	-	0.00%
151 Office Support	-	0.00%
152 Technician	-	0.00%
153 Administrative Specialist (Central Support)	-	0.00%
162 Substitute Pay - Regular Teacher Absence	-	0.00%
163 Substitute Pay - Staff Development Absence	-	0.00%
164 Substitute Pay - Full-Time Non-Certified	-	0.00%
165 Substitute Pay - Non-Teaching	-	0.00%
166 Teacher Assistant Pay - Staff Development	-	0.00%
167 Teacher Assistant Pay - Regular Absence	-	0.00%
171 Driver	-	0.00%
172 Driver Overtime	-	0.00%
173 Custodian	-	0.00%
174 Cafeteria Workers	-	0.00%
175 Skilled Trades	-	0.00%
176 Manager	-	0.00%
177 Work Study Student	-	0.00%
178 Day Care/Before/After School Care Staff	-	0.00%
181 Supplementary Pay	-	0.00%
180 Bonus Pay (Not Subject to Retirement)	770	92.89%
182 Employee Allowances Taxable	-	0.00%
183 Bonus Pay (Subject to Retirement)	-	0.00%

LEA 111 - Asheville City Schools

PRC 045 - Veteran Teacher Retention Bonus

Fiscal Year 2018-2019 District Expenditures by LEA and Object Code as of 6/30/2019

Object Category/Object Code Description	Annual Expenditures	%
187 Salary Differential (Military, Local, ...)	-	0.00%
191 Curriculum Development Pay	-	0.00%
192 Additional Responsibility Stipend	-	0.00%
193 Mentor Pay Stipend	-	0.00%
194 State-Designated Stipend	-	0.00%
196 Staff Development Participant Pay	-	0.00%
197 Staff Development Instructor	-	0.00%
198 Tutorial Pay	-	0.00%
199 Overtime Pay	-	0.00%
Subtotal:	\$ 770	92.89%
Employee Benefits		
211 Employer's Social Security - Regular	\$ 59	7.11%
221 Employer's Retirement - Regular	-	0.00%
229 Other Retirement Cost	-	0.00%
231 Employer's Hospitalization Insurance	-	0.00%
232 Employer's Workers' Comp Insurance Cost	-	0.00%
233 Employer's Unemployment Insurance Cost	-	0.00%
234 Employer's Dental Insurance Cost	-	0.00%
235 Employer's Life Insurance Cost	-	0.00%
184 Longevity Pay	-	0.00%
185 Bonus Leave Payoff	-	0.00%
186 Short Term Disability Pay - Beyond Six Months	-	0.00%
188 Annual Leave Pay	-	0.00%
189 Short Term Disability Pay - First Six Months	-	0.00%
Subtotal:	\$ 59	7.11%
Purchased Services		
311 Contracted Services	\$ -	0.00%
312 Workshop Expenses/Allowable Travel	-	0.00%
313 Advertising Cost	-	0.00%
314 Printing and Binding Fees	-	0.00%
315 Reproduction Costs	-	0.00%
316 Commercial Driver's License Medical Exam Expenses	-	0.00%
317 Psychological Contract Services	-	0.00%
318 Speech and Language Contracted Services	-	0.00%
319 Other Professional/Technical Services	-	0.00%
321 Public Utilities - Electric Services	-	0.00%
322 Public Utilities - Natural Gas	-	0.00%
323 Public Utilities - Water/Sewer	-	0.00%
324 Waste Management	-	0.00%
325 Contracted Repairs - Land/Bldg	-	0.00%
326 Contracted Repairs - Equipment	-	0.00%
327 Rentals/Leases	-	0.00%
331 Pupil Transportation - Contracted	-	0.00%
332 Travel Reimbursement	-	0.00%
333 Field Trips	-	0.00%
341 Telephone	-	0.00%
342 Postage	-	0.00%
343 Telecommunications Services	-	0.00%
344 Mobile Communication Costs	-	0.00%
351 Tuition Reimbursements	-	0.00%
352 Employee Education Reimbursement	-	0.00%
353 Certification/Licensing Fees	-	0.00%
Subtotal:	\$ -	0.00%

LEA 111 - Asheville City Schools

PRC 045 - Veteran Teacher Retention Bonus

Fiscal Year 2018-2019 District Expenditures by LEA and Object Code as of 6/30/2019

Object Category/Object Code Description	Annual Expenditures	%
Supplies & Materials		
411 Supplies and Materials	\$ -	0.00%
412M State Textbooks (MFR Data Source)	-	0.00%
413 Other Textbooks	-	0.00%
414 Library Books (Regular & Replacement)	-	0.00%
415 Community College/University Textbooks	-	0.00%
418 Computer Software and Supplies	-	0.00%
421 Fuel for Facilities	-	0.00%
422 Repair Parts, Materials & Labor, Grease, and Anti-Freeze	-	0.00%
423 Gas/Diesel Fuel	-	0.00%
424 Oil	-	0.00%
425 Tires and Tubes	-	0.00%
451 Food Purchase	-	0.00%
453 Food Processing Supplies	-	0.00%
454 Inventory Loss	-	0.00%
459 Other Food Purchases	-	0.00%
461 Furniture and Equipment - Inventoried	-	0.00%
462 Computer Equipment - Inventoried	-	0.00%
471 Sales and Use Tax Expense	-	0.00%
472 Sales and Use Tax Refund	-	0.00%
Subtotal:	\$ -	0.00%
Capital Outlay		
522 General Contract	-	0.00%
529 Miscellaneous Contracts & Other	-	0.00%
541 Purchase of Furniture & Equipment - Capitalized	-	0.00%
542 Purchase of Computer Hardware - Capitalized	-	0.00%
551 Purchase of Vehicles	-	0.00%
552 License and Title Fees	-	0.00%
Subtotal:	\$ -	0.00%
Other		
361 Membership Dues and Fees	\$ -	0.00%
362 Bank Service Fees	-	0.00%
363 Assessments/Penalties	-	0.00%
371 Liability Insurance	-	0.00%
372 Vehicle Liability Insurance	-	0.00%
373 Property Insurance	-	0.00%
375 Fidelity Bond Premium	-	0.00%
378 Scholastic Accident Insurance	-	0.00%
379 Other Insurance & Judgments	-	0.00%
715 Transfers to Multiple Enterprise Fund	\$ -	0.00%
Subtotal:	\$ -	0.00%
Grand Total:	\$ 829	100.00%

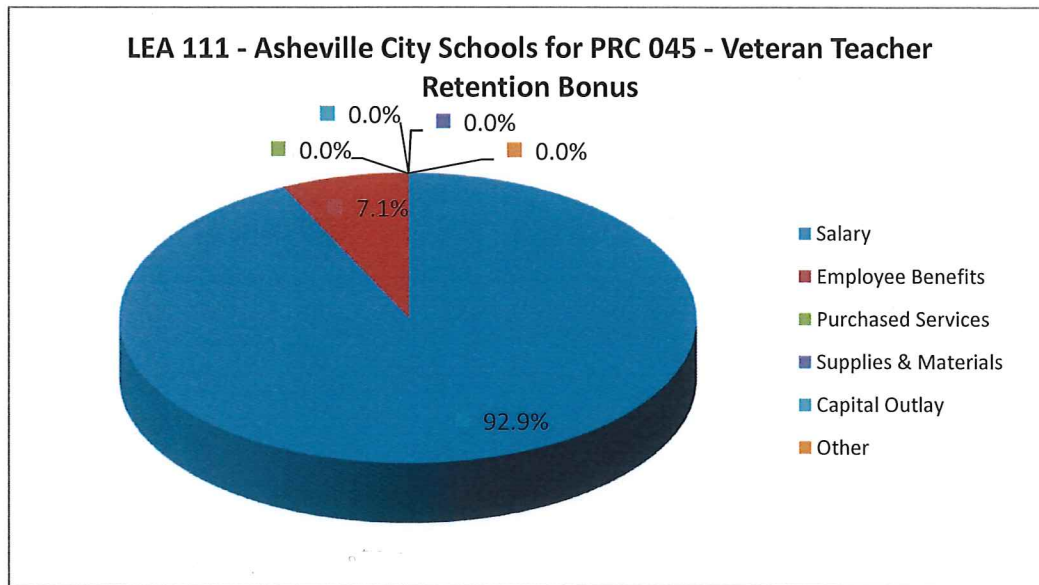
LEA 111 - Asheville City Schools

PRC 045 - Veteran Teacher Retention Bonus

Fiscal Year 2018-2019 District Expenditures by LEA and Object Code as of 6/30/2019

Object Category/Object Code Description	Annual Expenditures	%
---	---------------------	---

Note: Objects Codes with "M" indicator (412M and 413M) signifies the amounts sourced from MFR report



LEA 111 - Asheville City Schools

PRC 046 - Third Grade Reading Teacher Bonus 2017-18

Fiscal Year 2018-2019 District Expenditures by LEA and Object Code as of 6/30/2019

Object Category/Object Code Description	Annual Expenditures	%
Salary		
111 Superintendent	\$ -	0.00%
112 Associate & Deputy Superintendent	-	0.00%
113 Director and/or Supervisor	-	0.00%
114 Principal/Headmaster	-	0.00%
115 Finance Officer	-	0.00%
116 Assistant Principal (Non-teaching)	-	0.00%
117 Other Assistant Principal Assignment	-	0.00%
118 Assistant Superintendent	-	0.00%
121 Teacher	-	0.00%
122 Interim Teacher – (Paid at Non-certified Rate)	-	0.00%
123 JROTC Teacher	-	0.00%
124 Foreign Exchange (VIF)	-	0.00%
125 New Teacher Orientation	-	0.00%
126 Extended Contracts	-	0.00%
127 Master Teacher	-	0.00%
129_1 Above the Scale Salary (SBA)	-	0.00%
129_2 Above the Scale Salary (Other than SBA)	-	0.00%
131 Instructional Support I - Regular Teacher Pay Scale	-	0.00%
132 Instructional Support II - Advanced Pay Scale	-	0.00%
133 Psychologists	-	0.00%
134 Teacher Mentor	-	0.00%
135 Instructional Facilitators	-	0.00%
141 Teacher Assistant - Other	-	0.00%
142 Teacher Assistant - NCLB	-	0.00%
143 Tutor (Within the instructional day)	-	0.00%
144 Interpreter/Brailist/Translator/Education Interpreter	-	0.00%
145 Therapist	-	0.00%
146 Specialist (School-Based)	-	0.00%
147 Monitor	-	0.00%
148 Non-Certified Instructor	-	0.00%
149 School Resource Officer	-	0.00%
151 Office Support	-	0.00%
152 Technician	-	0.00%
153 Administrative Specialist (Central Support)	-	0.00%
162 Substitute Pay - Regular Teacher Absence	-	0.00%
163 Substitute Pay - Staff Development Absence	-	0.00%
164 Substitute Pay - Full-Time Non-Certified	-	0.00%
165 Substitute Pay - Non-Teaching	-	0.00%
166 Teacher Assistant Pay - Staff Development	-	0.00%
167 Teacher Assistant Pay - Regular Absence	-	0.00%
171 Driver	-	0.00%
172 Driver Overtime	-	0.00%
173 Custodian	-	0.00%
174 Cafeteria Workers	-	0.00%
175 Skilled Trades	-	0.00%
176 Manager	-	0.00%
177 Work Study Student	-	0.00%
178 Day Care/Before/After School Care Staff	-	0.00%
181 Supplementary Pay	-	0.00%
180 Bonus Pay (Not Subject to Retirement)	20,502	92.89%
182 Employee Allowances Taxable	-	0.00%
183 Bonus Pay (Subject to Retirement)	-	0.00%

LEA 111 - Asheville City Schools

PRC 046 - Third Grade Reading Teacher Bonus 2017-18

Fiscal Year 2018-2019 District Expenditures by LEA and Object Code as of 6/30/2019

Object Category/Object Code Description	Annual Expenditures	%
187 Salary Differential (Military, Local, ...)	-	0.00%
191 Curriculum Development Pay	-	0.00%
192 Additional Responsibility Stipend	-	0.00%
193 Mentor Pay Stipend	-	0.00%
194 State-Designated Stipend	-	0.00%
196 Staff Development Participant Pay	-	0.00%
197 Staff Development Instructor	-	0.00%
198 Tutorial Pay	-	0.00%
199 Overtime Pay	-	0.00%
Subtotal:	\$ 20,502	92.89%
Employee Benefits		
211 Employer's Social Security - Regular	\$ 1,568	7.11%
221 Employer's Retirement - Regular	-	0.00%
229 Other Retirement Cost	-	0.00%
231 Employer's Hospitalization Insurance	-	0.00%
232 Employer's Workers' Comp Insurance Cost	-	0.00%
233 Employer's Unemployment Insurance Cost	-	0.00%
234 Employer's Dental Insurance Cost	-	0.00%
235 Employer's Life Insurance Cost	-	0.00%
184 Longevity Pay	-	0.00%
185 Bonus Leave Payoff	-	0.00%
186 Short Term Disability Pay - Beyond Six Months	-	0.00%
188 Annual Leave Pay	-	0.00%
189 Short Term Disability Pay - First Six Months	-	0.00%
Subtotal:	\$ 1,568	7.11%
Purchased Services		
311 Contracted Services	\$ -	0.00%
312 Workshop Expenses/Allowable Travel	-	0.00%
313 Advertising Cost	-	0.00%
314 Printing and Binding Fees	-	0.00%
315 Reproduction Costs	-	0.00%
316 Commercial Driver's License Medical Exam Expenses	-	0.00%
317 Psychological Contract Services	-	0.00%
318 Speech and Language Contracted Services	-	0.00%
319 Other Professional/Technical Services	-	0.00%
321 Public Utilities - Electric Services	-	0.00%
322 Public Utilities - Natural Gas	-	0.00%
323 Public Utilities - Water/Sewer	-	0.00%
324 Waste Management	-	0.00%
325 Contracted Repairs - Land/Bldg	-	0.00%
326 Contracted Repairs - Equipment	-	0.00%
327 Rentals/Leases	-	0.00%
331 Pupil Transportation - Contracted	-	0.00%
332 Travel Reimbursement	-	0.00%
333 Field Trips	-	0.00%
341 Telephone	-	0.00%
342 Postage	-	0.00%
343 Telecommunications Services	-	0.00%
344 Mobile Communication Costs	-	0.00%
351 Tuition Reimbursements	-	0.00%
352 Employee Education Reimbursement	-	0.00%
353 Certification/Licensing Fees	-	0.00%
Subtotal:	\$ -	0.00%

LEA 111 - Asheville City Schools

PRC 046 - Third Grade Reading Teacher Bonus 2017-18

Fiscal Year 2018-2019 District Expenditures by LEA and Object Code as of 6/30/2019

Object Category/Object Code Description	Annual Expenditures	%
Supplies & Materials		
411 Supplies and Materials	\$ -	0.00%
412M State Textbooks (MFR Data Source)	-	0.00%
413 Other Textbooks	-	0.00%
414 Library Books (Regular & Replacement)	-	0.00%
415 Community College/University Textbooks	-	0.00%
418 Computer Software and Supplies	-	0.00%
421 Fuel for Facilities	-	0.00%
422 Repair Parts, Materials & Labor, Grease, and Anti-Freeze	-	0.00%
423 Gas/Diesel Fuel	-	0.00%
424 Oil	-	0.00%
425 Tires and Tubes	-	0.00%
451 Food Purchase	-	0.00%
453 Food Processing Supplies	-	0.00%
454 Inventory Loss	-	0.00%
459 Other Food Purchases	-	0.00%
461 Furniture and Equipment - Inventoried	-	0.00%
462 Computer Equipment - Inventoried	-	0.00%
471 Sales and Use Tax Expense	-	0.00%
472 Sales and Use Tax Refund	-	0.00%
Subtotal:	\$ -	0.00%
Capital Outlay		
522 General Contract	-	0.00%
529 Miscellaneous Contracts & Other	-	0.00%
541 Purchase of Furniture & Equipment - Capitalized	-	0.00%
542 Purchase of Computer Hardware - Capitalized	-	0.00%
551 Purchase of Vehicles	-	0.00%
552 License and Title Fees	-	0.00%
Subtotal:	\$ -	0.00%
Other		
361 Membership Dues and Fees	\$ -	0.00%
362 Bank Service Fees	-	0.00%
363 Assessments/Penalties	-	0.00%
371 Liability Insurance	-	0.00%
372 Vehicle Liability Insurance	-	0.00%
373 Property Insurance	-	0.00%
375 Fidelity Bond Premium	-	0.00%
378 Scholastic Accident Insurance	-	0.00%
379 Other Insurance & Judgments	-	0.00%
715 Transfers to Multiple Enterprise Fund	\$ -	0.00%
Subtotal:	\$ -	0.00%
Grand Total:	\$ 22,070	100.00%

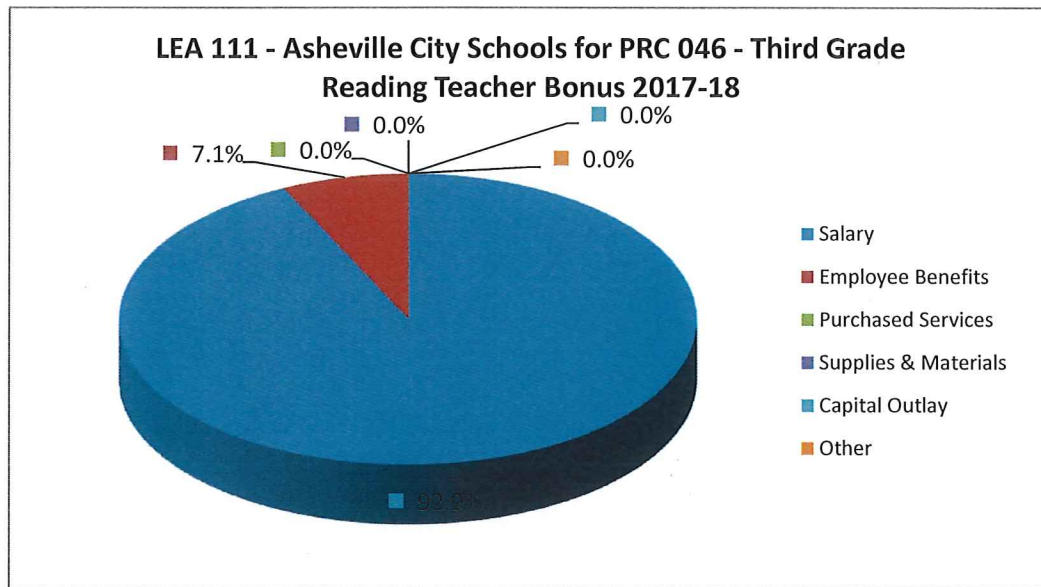
LEA 111 - Asheville City Schools

PRC 046 - Third Grade Reading Teacher Bonus 2017-18

Fiscal Year 2018-2019 District Expenditures by LEA and Object Code as of 6/30/2019

Object Category/Object Code Description	Annual Expenditures	%
---	---------------------	---

Note: Objects Codes with "M" indicator (412M and 413M) signifies the amounts sourced from MFR report



LEA 111 - Asheville City Schools

PRC 048 - Test Results Bonus

Fiscal Year 2018-2019 District Expenditures by LEA and Object Code as of 6/30/2019

Object Category/Object Code Description	Annual Expenditures	%
Salary		
111 Superintendent	\$ -	0.00%
112 Associate & Deputy Superintendent	-	0.00%
113 Director and/or Supervisor	-	0.00%
114 Principal/Headmaster	-	0.00%
115 Finance Officer	-	0.00%
116 Assistant Principal (Non-teaching)	-	0.00%
117 Other Assistant Principal Assignment	-	0.00%
118 Assistant Superintendent	-	0.00%
121 Teacher	-	0.00%
122 Interim Teacher – (Paid at Non-certified Rate)	-	0.00%
123 JROTC Teacher	-	0.00%
124 Foreign Exchange (VIF)	-	0.00%
125 New Teacher Orientation	-	0.00%
126 Extended Contracts	-	0.00%
127 Master Teacher	-	0.00%
129_1 Above the Scale Salary (SBA)	-	0.00%
129_2 Above the Scale Salary (Other than SBA)	-	0.00%
131 Instructional Support I - Regular Teacher Pay Scale	-	0.00%
132 Instructional Support II - Advanced Pay Scale	-	0.00%
133 Psychologists	-	0.00%
134 Teacher Mentor	-	0.00%
135 Instructional Facilitators	-	0.00%
141 Teacher Assistant - Other	-	0.00%
142 Teacher Assistant - NCLB	-	0.00%
143 Tutor (Within the instructional day)	-	0.00%
144 Interpreter/Brailist/Translator/Education Interpreter	-	0.00%
145 Therapist	-	0.00%
146 Specialist (School-Based)	-	0.00%
147 Monitor	-	0.00%
148 Non-Certified Instructor	-	0.00%
149 School Resource Officer	-	0.00%
151 Office Support	-	0.00%
152 Technician	-	0.00%
153 Administrative Specialist (Central Support)	-	0.00%
162 Substitute Pay - Regular Teacher Absence	-	0.00%
163 Substitute Pay - Staff Development Absence	-	0.00%
164 Substitute Pay - Full-Time Non-Certified	-	0.00%
165 Substitute Pay - Non-Teaching	-	0.00%
166 Teacher Assistant Pay - Staff Development	-	0.00%
167 Teacher Assistant Pay - Regular Absence	-	0.00%
171 Driver	-	0.00%
172 Driver Overtime	-	0.00%
173 Custodian	-	0.00%
174 Cafeteria Workers	-	0.00%
175 Skilled Trades	-	0.00%
176 Manager	-	0.00%
177 Work Study Student	-	0.00%
178 Day Care/Before/After School Care Staff	-	0.00%
181 Supplementary Pay	-	0.00%
180 Bonus Pay (Not Subject to Retirement)	78,250	92.89%
182 Employee Allowances Taxable	-	0.00%
183 Bonus Pay (Subject to Retirement)	-	0.00%

LEA 111 - Asheville City Schools

PRC 048 - Test Results Bonus

Fiscal Year 2018-2019 District Expenditures by LEA and Object Code as of 6/30/2019

Object Category/Object Code Description	Annual Expenditures	%
187 Salary Differential (Military, Local, ...)	-	0.00%
191 Curriculum Development Pay	-	0.00%
192 Additional Responsibility Stipend	-	0.00%
193 Mentor Pay Stipend	-	0.00%
194 State-Designated Stipend	-	0.00%
196 Staff Development Participant Pay	-	0.00%
197 Staff Development Instructor	-	0.00%
198 Tutorial Pay	-	0.00%
199 Overtime Pay	-	0.00%
Subtotal:	\$ 78,250	92.89%
Employee Benefits		
211 Employer's Social Security - Regular	\$ 5,986	7.11%
221 Employer's Retirement - Regular	-	0.00%
229 Other Retirement Cost	-	0.00%
231 Employer's Hospitalization Insurance	-	0.00%
232 Employer's Workers' Comp Insurance Cost	-	0.00%
233 Employer's Unemployment Insurance Cost	-	0.00%
234 Employer's Dental Insurance Cost	-	0.00%
235 Employer's Life Insurance Cost	-	0.00%
184 Longevity Pay	-	0.00%
185 Bonus Leave Payoff	-	0.00%
186 Short Term Disability Pay - Beyond Six Months	-	0.00%
188 Annual Leave Pay	-	0.00%
189 Short Term Disability Pay - First Six Months	-	0.00%
Subtotal:	\$ 5,986	7.11%
Purchased Services		
311 Contracted Services	\$ -	0.00%
312 Workshop Expenses/Allowable Travel	-	0.00%
313 Advertising Cost	-	0.00%
314 Printing and Binding Fees	-	0.00%
315 Reproduction Costs	-	0.00%
316 Commercial Driver's License Medical Exam Expenses	-	0.00%
317 Psychological Contract Services	-	0.00%
318 Speech and Language Contracted Services	-	0.00%
319 Other Professional/Technical Services	-	0.00%
321 Public Utilities - Electric Services	-	0.00%
322 Public Utilities - Natural Gas	-	0.00%
323 Public Utilities - Water/Sewer	-	0.00%
324 Waste Management	-	0.00%
325 Contracted Repairs - Land/Bldg	-	0.00%
326 Contracted Repairs - Equipment	-	0.00%
327 Rentals/Leases	-	0.00%
331 Pupil Transportation - Contracted	-	0.00%
332 Travel Reimbursement	-	0.00%
333 Field Trips	-	0.00%
341 Telephone	-	0.00%
342 Postage	-	0.00%
343 Telecommunications Services	-	0.00%
344 Mobile Communication Costs	-	0.00%
351 Tuition Reimbursements	-	0.00%
352 Employee Education Reimbursement	-	0.00%
353 Certification/Licensing Fees	-	0.00%
Subtotal:	\$ -	0.00%

LEA 111 - Asheville City Schools

PRC 048 - Test Results Bonus

Fiscal Year 2018-2019 District Expenditures by LEA and Object Code as of 6/30/2019

Object Category/Object Code Description	Annual Expenditures	%
Supplies & Materials		
411 Supplies and Materials	\$ -	0.00%
412M State Textbooks (MFR Data Source)	-	0.00%
413 Other Textbooks	-	0.00%
414 Library Books (Regular & Replacement)	-	0.00%
415 Community College/University Textbooks	-	0.00%
418 Computer Software and Supplies	-	0.00%
421 Fuel for Facilities	-	0.00%
422 Repair Parts, Materials & Labor, Grease, and Anti-Freeze	-	0.00%
423 Gas/Diesel Fuel	-	0.00%
424 Oil	-	0.00%
425 Tires and Tubes	-	0.00%
451 Food Purchase	-	0.00%
453 Food Processing Supplies	-	0.00%
454 Inventory Loss	-	0.00%
459 Other Food Purchases	-	0.00%
461 Furniture and Equipment - Inventoried	-	0.00%
462 Computer Equipment - Inventoried	-	0.00%
471 Sales and Use Tax Expense	-	0.00%
472 Sales and Use Tax Refund	-	0.00%
Subtotal:	\$ -	0.00%
Capital Outlay		
522 General Contract	-	0.00%
529 Miscellaneous Contracts & Other	-	0.00%
541 Purchase of Furniture & Equipment - Capitalized	-	0.00%
542 Purchase of Computer Hardware - Capitalized	-	0.00%
551 Purchase of Vehicles	-	0.00%
552 License and Title Fees	-	0.00%
Subtotal:	\$ -	0.00%
Other		
361 Membership Dues and Fees	\$ -	0.00%
362 Bank Service Fees	-	0.00%
363 Assessments/Penalties	-	0.00%
371 Liability Insurance	-	0.00%
372 Vehicle Liability Insurance	-	0.00%
373 Property Insurance	-	0.00%
375 Fidelity Bond Premium	-	0.00%
378 Scholastic Accident Insurance	-	0.00%
379 Other Insurance & Judgments	-	0.00%
715 Transfers to Multiple Enterprise Fund	\$ -	0.00%
Subtotal:	\$ -	0.00%
Grand Total:	\$ 84,236	100.00%

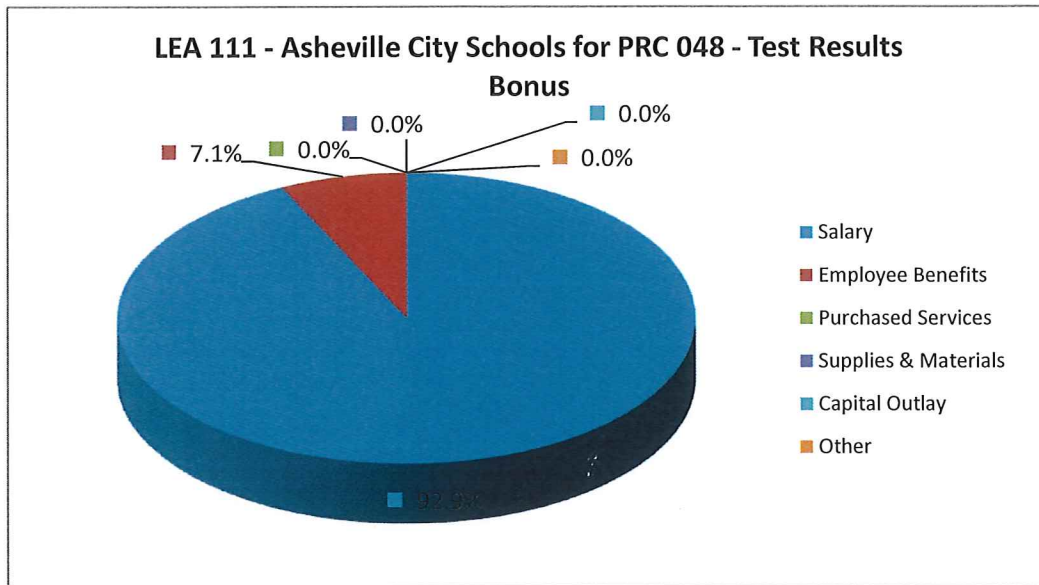
LEA 111 - Asheville City Schools

PRC 048 - Test Results Bonus

Fiscal Year 2018-2019 District Expenditures by LEA and Object Code as of 6/30/2019

Object Category/Object Code Description	Annual Expenditures	%
---	---------------------	---

Note: Objects Codes with "M" indicator (412M and 413M) signifies the amounts sourced from MFR report



LEA 111 - Asheville City Schools

PRC 054 - Limited English Proficiency (LEP)

Fiscal Year 2018-2019 District Expenditures by LEA and Object Code as of 6/30/2019

Object Category/Object Code Description	Annual Expenditures	%
Salary		
111 Superintendent	\$ -	0.00%
112 Associate & Deputy Superintendent	-	0.00%
113 Director and/or Supervisor	-	0.00%
114 Principal/Headmaster	-	0.00%
115 Finance Officer	-	0.00%
116 Assistant Principal (Non-teaching)	-	0.00%
117 Other Assistant Principal Assignment	-	0.00%
118 Assistant Superintendent	-	0.00%
121 Teacher	55,040	72.64%
122 Interim Teacher – (Paid at Non-certified Rate)	-	0.00%
123 JROTC Teacher	-	0.00%
124 Foreign Exchange (VIF)	-	0.00%
125 New Teacher Orientation	-	0.00%
126 Extended Contracts	-	0.00%
127 Master Teacher	-	0.00%
129_1 Above the Scale Salary (SBA)	-	0.00%
129_2 Above the Scale Salary (Other than SBA)	-	0.00%
131 Instructional Support I - Regular Teacher Pay Scale	-	0.00%
132 Instructional Support II - Advanced Pay Scale	-	0.00%
133 Psychologists	-	0.00%
134 Teacher Mentor	-	0.00%
135 Instructional Facilitators	-	0.00%
141 Teacher Assistant - Other	-	0.00%
142 Teacher Assistant - NCLB	-	0.00%
143 Tutor (Within the instructional day)	-	0.00%
144 Interpreter/Brailist/Translator/Education Interpreter	-	0.00%
145 Therapist	-	0.00%
146 Specialist (School-Based)	-	0.00%
147 Monitor	-	0.00%
148 Non-Certified Instructor	-	0.00%
149 School Resource Officer	-	0.00%
151 Office Support	-	0.00%
152 Technician	-	0.00%
153 Administrative Specialist (Central Support)	-	0.00%
162 Substitute Pay - Regular Teacher Absence	-	0.00%
163 Substitute Pay - Staff Development Absence	-	0.00%
164 Substitute Pay - Full-Time Non-Certified	-	0.00%
165 Substitute Pay - Non-Teaching	-	0.00%
166 Teacher Assistant Pay - Staff Development	-	0.00%
167 Teacher Assistant Pay - Regular Absence	-	0.00%
171 Driver	-	0.00%
172 Driver Overtime	-	0.00%
173 Custodian	-	0.00%
174 Cafeteria Workers	-	0.00%
175 Skilled Trades	-	0.00%
176 Manager	-	0.00%
177 Work Study Student	-	0.00%
178 Day Care/Before/After School Care Staff	-	0.00%
181 Supplementary Pay	-	0.00%
180 Bonus Pay (Not Subject to Retirement)	-	0.00%
182 Employee Allowances Taxable	-	0.00%
183 Bonus Pay (Subject to Retirement)	-	0.00%

LEA 111 - Asheville City Schools

PRC 054 - Limited English Proficiency (LEP)

Fiscal Year 2018-2019 District Expenditures by LEA and Object Code as of 6/30/2019

Object Category/Object Code Description	Annual Expenditures	%
187 Salary Differential (Military, Local, ...)	-	0.00%
191 Curriculum Development Pay	-	0.00%
192 Additional Responsibility Stipend	-	0.00%
193 Mentor Pay Stipend	-	0.00%
194 State-Designated Stipend	-	0.00%
196 Staff Development Participant Pay	-	0.00%
197 Staff Development Instructor	-	0.00%
198 Tutorial Pay	-	0.00%
199 Overtime Pay	-	0.00%
Subtotal:	\$ 55,040	72.64%
Employee Benefits		
211 Employer's Social Security - Regular	\$ 3,775	4.98%
221 Employer's Retirement - Regular	10,381	13.70%
229 Other Retirement Cost	-	0.00%
231 Employer's Hospitalization Insurance	6,581	8.68%
232 Employer's Workers' Comp Insurance Cost	-	0.00%
233 Employer's Unemployment Insurance Cost	-	0.00%
234 Employer's Dental Insurance Cost	-	0.00%
235 Employer's Life Insurance Cost	-	0.00%
184 Longevity Pay	-	0.00%
185 Bonus Leave Payoff	-	0.00%
186 Short Term Disability Pay - Beyond Six Months	-	0.00%
188 Annual Leave Pay	-	0.00%
189 Short Term Disability Pay - First Six Months	-	0.00%
Subtotal:	\$ 20,736	27.36%
Purchased Services		
311 Contracted Services	\$ -	0.00%
312 Workshop Expenses/Allowable Travel	-	0.00%
313 Advertising Cost	-	0.00%
314 Printing and Binding Fees	-	0.00%
315 Reproduction Costs	-	0.00%
316 Commercial Driver's License Medical Exam Expenses	-	0.00%
317 Psychological Contract Services	-	0.00%
318 Speech and Language Contracted Services	-	0.00%
319 Other Professional/Technical Services	-	0.00%
321 Public Utilities - Electric Services	-	0.00%
322 Public Utilities - Natural Gas	-	0.00%
323 Public Utilities - Water/Sewer	-	0.00%
324 Waste Management	-	0.00%
325 Contracted Repairs - Land/Bldg	-	0.00%
326 Contracted Repairs - Equipment	-	0.00%
327 Rentals/Leases	-	0.00%
331 Pupil Transportation - Contracted	-	0.00%
332 Travel Reimbursement	-	0.00%
333 Field Trips	-	0.00%
341 Telephone	-	0.00%
342 Postage	-	0.00%
343 Telecommunications Services	-	0.00%
344 Mobile Communication Costs	-	0.00%
351 Tuition Reimbursements	-	0.00%
352 Employee Education Reimbursement	-	0.00%
353 Certification/Licensing Fees	-	0.00%
Subtotal:	\$ -	0.00%

LEA 111 - Asheville City Schools

PRC 054 - Limited English Proficiency (LEP)

Fiscal Year 2018-2019 District Expenditures by LEA and Object Code as of 6/30/2019

Object Category/Object Code Description	Annual Expenditures	%
Supplies & Materials		
411 Supplies and Materials	\$ -	0.00%
412M State Textbooks (MFR Data Source)	-	0.00%
413 Other Textbooks	-	0.00%
414 Library Books (Regular & Replacement)	-	0.00%
415 Community College/University Textbooks	-	0.00%
418 Computer Software and Supplies	-	0.00%
421 Fuel for Facilities	-	0.00%
422 Repair Parts, Materials & Labor, Grease, and Anti-Freeze	-	0.00%
423 Gas/Diesel Fuel	-	0.00%
424 Oil	-	0.00%
425 Tires and Tubes	-	0.00%
451 Food Purchase	-	0.00%
453 Food Processing Supplies	-	0.00%
454 Inventory Loss	-	0.00%
459 Other Food Purchases	-	0.00%
461 Furniture and Equipment - Inventoried	-	0.00%
462 Computer Equipment - Inventoried	-	0.00%
471 Sales and Use Tax Expense	-	0.00%
472 Sales and Use Tax Refund	-	0.00%
Subtotal:	\$ -	0.00%
Capital Outlay		
522 General Contract	-	0.00%
529 Miscellaneous Contracts & Other	-	0.00%
541 Purchase of Furniture & Equipment - Capitalized	-	0.00%
542 Purchase of Computer Hardware - Capitalized	-	0.00%
551 Purchase of Vehicles	-	0.00%
552 License and Title Fees	-	0.00%
Subtotal:	\$ -	0.00%
Other		
361 Membership Dues and Fees	\$ -	0.00%
362 Bank Service Fees	-	0.00%
363 Assessments/Penalties	-	0.00%
371 Liability Insurance	-	0.00%
372 Vehicle Liability Insurance	-	0.00%
373 Property Insurance	-	0.00%
375 Fidelity Bond Premium	-	0.00%
378 Scholastic Accident Insurance	-	0.00%
379 Other Insurance & Judgments	-	0.00%
715 Transfers to Multiple Enterprise Fund	\$ -	0.00%
Subtotal:	\$ -	0.00%
Grand Total:	\$ 75,776	100.00%

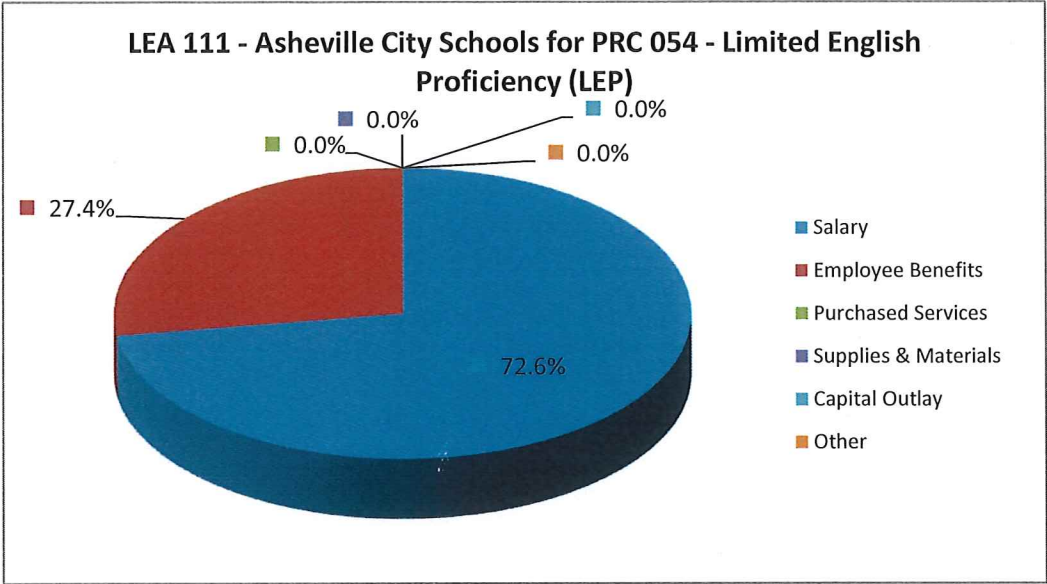
LEA 111 - Asheville City Schools

PRC 054 - Limited English Proficiency (LEP)

Fiscal Year 2018-2019 District Expenditures by LEA and Object Code as of 6/30/2019

Object Category/Object Code DescriptionAnnual Expenditures%

Note: Objects Codes with "M" indicator (412M and 413M) signifies the amounts sourced from MFR report



LEA 111 - Asheville City Schools

PRC 056 - Transportation of Pupils

Fiscal Year 2018-2019 District Expenditures by LEA and Object Code as of 6/30/2019

Object Category/Object Code Description	Annual Expenditures	%
Salary		
111 Superintendent	\$ -	0.00%
112 Associate & Deputy Superintendent	-	0.00%
113 Director and/or Supervisor	-	0.00%
114 Principal/Headmaster	-	0.00%
115 Finance Officer	-	0.00%
116 Assistant Principal (Non-teaching)	-	0.00%
117 Other Assistant Principal Assignment	-	0.00%
118 Assistant Superintendent	-	0.00%
121 Teacher	-	0.00%
122 Interim Teacher – (Paid at Non-certified Rate)	-	0.00%
123 JROTC Teacher	-	0.00%
124 Foreign Exchange (VIF)	-	0.00%
125 New Teacher Orientation	-	0.00%
126 Extended Contracts	-	0.00%
127 Master Teacher	-	0.00%
129_1 Above the Scale Salary (SBA)	-	0.00%
129_2 Above the Scale Salary (Other than SBA)	-	0.00%
131 Instructional Support I - Regular Teacher Pay Scale	-	0.00%
132 Instructional Support II - Advanced Pay Scale	-	0.00%
133 Psychologists	-	0.00%
134 Teacher Mentor	-	0.00%
135 Instructional Facilitators	-	0.00%
141 Teacher Assistant - Other	-	0.00%
142 Teacher Assistant - NCLB	-	0.00%
143 Tutor (Within the instructional day)	-	0.00%
144 Interpreter/Brailist/Translator/Education Interpreter	-	0.00%
145 Therapist	-	0.00%
146 Specialist (School-Based)	-	0.00%
147 Monitor	-	0.00%
148 Non-Certified Instructor	-	0.00%
149 School Resource Officer	-	0.00%
151 Office Support	-	0.00%
152 Technician	-	0.00%
153 Administrative Specialist (Central Support)	-	0.00%
162 Substitute Pay - Regular Teacher Absence	-	0.00%
163 Substitute Pay - Staff Development Absence	-	0.00%
164 Substitute Pay - Full-Time Non-Certified	-	0.00%
165 Substitute Pay - Non-Teaching	-	0.00%
166 Teacher Assistant Pay - Staff Development	-	0.00%
167 Teacher Assistant Pay - Regular Absence	-	0.00%
171 Driver	-	0.00%
172 Driver Overtime	-	0.00%
173 Custodian	-	0.00%
174 Cafeteria Workers	-	0.00%
175 Skilled Trades	115,054	30.96%
176 Manager	-	0.00%
177 Work Study Student	-	0.00%
178 Day Care/Before/After School Care Staff	-	0.00%
181 Supplementary Pay	-	0.00%
180 Bonus Pay (Not Subject to Retirement)	-	0.00%
182 Employee Allowances Taxable	-	0.00%
183 Bonus Pay (Subject to Retirement)	-	0.00%

LEA 111 - Asheville City Schools

PRC 056 - Transportation of Pupils

Fiscal Year 2018-2019 District Expenditures by LEA and Object Code as of 6/30/2019

Object Category/Object Code Description	Annual Expenditures	%
187 Salary Differential (Military, Local, ...)	-	0.00%
191 Curriculum Development Pay	-	0.00%
192 Additional Responsibility Stipend	-	0.00%
193 Mentor Pay Stipend	-	0.00%
194 State-Designated Stipend	-	0.00%
196 Staff Development Participant Pay	-	0.00%
197 Staff Development Instructor	-	0.00%
198 Tutorial Pay	-	0.00%
199 Overtime Pay	-	0.00%
Subtotal:	\$ 115,054	30.96%
Employee Benefits		
211 Employer's Social Security - Regular	\$ 7,840	2.11%
221 Employer's Retirement - Regular	21,699	5.84%
229 Other Retirement Cost	-	0.00%
231 Employer's Hospitalization Insurance	12,266	3.30%
232 Employer's Workers' Comp Insurance Cost	-	0.00%
233 Employer's Unemployment Insurance Cost	-	0.00%
234 Employer's Dental Insurance Cost	-	0.00%
235 Employer's Life Insurance Cost	-	0.00%
184 Longevity Pay	-	0.00%
185 Bonus Leave Payoff	-	0.00%
186 Short Term Disability Pay - Beyond Six Months	-	0.00%
188 Annual Leave Pay	-	0.00%
189 Short Term Disability Pay - First Six Months	-	0.00%
Subtotal:	\$ 41,805	11.25%
Purchased Services		
311 Contracted Services	\$ -	0.00%
312 Workshop Expenses/Allowable Travel	3,606	0.97%
313 Advertising Cost	-	0.00%
314 Printing and Binding Fees	-	0.00%
315 Reproduction Costs	-	0.00%
316 Commercial Driver's License Medical Exam Expenses	2,178	0.59%
317 Psychological Contract Services	-	0.00%
318 Speech and Language Contracted Services	-	0.00%
319 Other Professional/Technical Services	926	0.25%
321 Public Utilities - Electric Services	-	0.00%
322 Public Utilities - Natural Gas	-	0.00%
323 Public Utilities - Water/Sewer	-	0.00%
324 Waste Management	-	0.00%
325 Contracted Repairs - Land/Bldg	-	0.00%
326 Contracted Repairs - Equipment	50,439	13.57%
327 Rentals/Leases	-	0.00%
331 Pupil Transportation - Contracted	-	0.00%
332 Travel Reimbursement	755	0.20%
333 Field Trips	-	0.00%
341 Telephone	-	0.00%
342 Postage	-	0.00%
343 Telecommunications Services	-	0.00%
344 Mobile Communication Costs	4,299	1.16%
351 Tuition Reimbursements	-	0.00%
352 Employee Education Reimbursement	-	0.00%
353 Certification/Licensing Fees	-	0.00%
Subtotal:	\$ 62,204	16.74%

LEA 111 - Asheville City Schools

PRC 056 - Transportation of Pupils

Fiscal Year 2018-2019 District Expenditures by LEA and Object Code as of 6/30/2019

Object Category/Object Code Description		Annual Expenditures	%
Supplies & Materials			
411	Supplies and Materials	\$ 1,312	0.35%
412M	State Textbooks (MFR Data Source)	-	0.00%
413	Other Textbooks	-	0.00%
414	Library Books (Regular & Replacement)	-	0.00%
415	Community College/University Textbooks	-	0.00%
418	Computer Software and Supplies	-	0.00%
421	Fuel for Facilities	-	0.00%
422	Repair Parts, Materials & Labor, Grease, and Anti-Freeze	-	0.00%
423	Gas/Diesel Fuel	135,292	36.40%
424	Oil	-	0.00%
425	Tires and Tubes	16,000	4.30%
451	Food Purchase	-	0.00%
453	Food Processing Supplies	-	0.00%
454	Inventory Loss	-	0.00%
459	Other Food Purchases	-	0.00%
461	Furniture and Equipment - Inventoried	-	0.00%
462	Computer Equipment - Inventoried	-	0.00%
471	Sales and Use Tax Expense	-	0.00%
472	Sales and Use Tax Refund	-	0.00%
Subtotal:		\$ 152,604	41.06%
Capital Outlay			
522	General Contract	-	0.00%
529	Miscellaneous Contracts & Other	-	0.00%
541	Purchase of Furniture & Equipment - Capitalized	-	0.00%
542	Purchase of Computer Hardware - Capitalized	-	0.00%
551	Purchase of Vehicles	-	0.00%
552	License and Title Fees	-	0.00%
Subtotal:		\$ -	0.00%
Other			
361	Membership Dues and Fees	\$ -	0.00%
362	Bank Service Fees	-	0.00%
363	Assessments/Penalties	-	0.00%
371	Liability Insurance	-	0.00%
372	Vehicle Liability Insurance	-	0.00%
373	Property Insurance	-	0.00%
375	Fidelity Bond Premium	-	0.00%
378	Scholastic Accident Insurance	-	0.00%
379	Other Insurance & Judgments	-	0.00%
715	Transfers to Multiple Enterprise Fund	\$ -	0.00%
Subtotal:		\$ -	0.00%
Grand Total:		\$ 371,666	100.00%

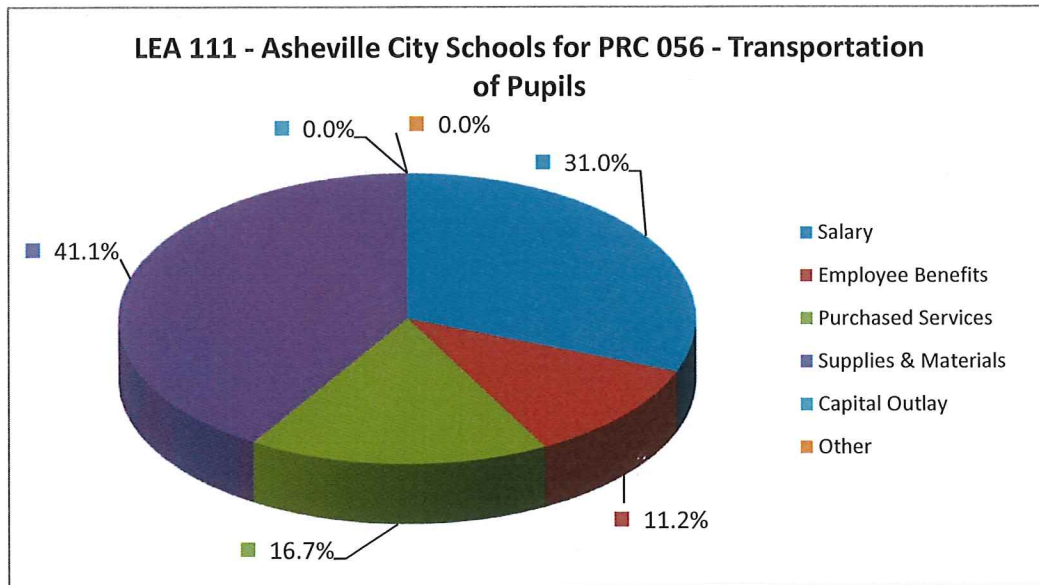
LEA 111 - Asheville City Schools

PRC 056 - Transportation of Pupils

Fiscal Year 2018-2019 District Expenditures by LEA and Object Code as of 6/30/2019

Object Category/Object Code Description	Annual Expenditures	%
---	---------------------	---

Note: Objects Codes with "M" indicator (412M and 413M) signifies the amounts sourced from MFR report



LEA 111 - Asheville City Schools

PRC 061 - Classroom Materials/Instructional Supplies and Equipment

Fiscal Year 2018-2019 District Expenditures by LEA and Object Code as of 6/30/2019

Object Category/Object Code Description	Annual Expenditures	%
Salary		
111 Superintendent	\$ -	0.00%
112 Associate & Deputy Superintendent	-	0.00%
113 Director and/or Supervisor	-	0.00%
114 Principal/Headmaster	-	0.00%
115 Finance Officer	-	0.00%
116 Assistant Principal (Non-teaching)	-	0.00%
117 Other Assistant Principal Assignment	-	0.00%
118 Assistant Superintendent	-	0.00%
121 Teacher	-	0.00%
122 Interim Teacher – (Paid at Non-certified Rate)	-	0.00%
123 JROTC Teacher	-	0.00%
124 Foreign Exchange (VIF)	-	0.00%
125 New Teacher Orientation	-	0.00%
126 Extended Contracts	-	0.00%
127 Master Teacher	-	0.00%
129_1 Above the Scale Salary (SBA)	-	0.00%
129_2 Above the Scale Salary (Other than SBA)	-	0.00%
131 Instructional Support I - Regular Teacher Pay Scale	-	0.00%
132 Instructional Support II - Advanced Pay Scale	-	0.00%
133 Psychologists	-	0.00%
134 Teacher Mentor	-	0.00%
135 Instructional Facilitators	-	0.00%
141 Teacher Assistant - Other	-	0.00%
142 Teacher Assistant - NCLB	-	0.00%
143 Tutor (Within the instructional day)	-	0.00%
144 Interpreter/Brailist/Translator/Education Interpreter	-	0.00%
145 Therapist	-	0.00%
146 Specialist (School-Based)	-	0.00%
147 Monitor	-	0.00%
148 Non-Certified Instructor	-	0.00%
149 School Resource Officer	-	0.00%
151 Office Support	-	0.00%
152 Technician	-	0.00%
153 Administrative Specialist (Central Support)	-	0.00%
162 Substitute Pay - Regular Teacher Absence	-	0.00%
163 Substitute Pay - Staff Development Absence	-	0.00%
164 Substitute Pay - Full-Time Non-Certified	-	0.00%
165 Substitute Pay - Non-Teaching	-	0.00%
166 Teacher Assistant Pay - Staff Development	-	0.00%
167 Teacher Assistant Pay - Regular Absence	-	0.00%
171 Driver	-	0.00%
172 Driver Overtime	-	0.00%
173 Custodian	-	0.00%
174 Cafeteria Workers	-	0.00%
175 Skilled Trades	-	0.00%
176 Manager	-	0.00%
177 Work Study Student	-	0.00%
178 Day Care/Before/After School Care Staff	-	0.00%
181 Supplementary Pay	-	0.00%
180 Bonus Pay (Not Subject to Retirement)	-	0.00%
182 Employee Allowances Taxable	-	0.00%
183 Bonus Pay (Subject to Retirement)	-	0.00%

LEA 111 - Asheville City Schools

PRC 061 - Classroom Materials/Instructional Supplies and Equipment

Fiscal Year 2018-2019 District Expenditures by LEA and Object Code as of 6/30/2019

Object Category/Object Code Description	Annual Expenditures	%
187 Salary Differential (Military, Local, ...)	-	0.00%
191 Curriculum Development Pay	-	0.00%
192 Additional Responsibility Stipend	-	0.00%
193 Mentor Pay Stipend	-	0.00%
194 State-Designated Stipend	-	0.00%
196 Staff Development Participant Pay	-	0.00%
197 Staff Development Instructor	-	0.00%
198 Tutorial Pay	-	0.00%
199 Overtime Pay	-	0.00%
Subtotal:	\$ -	0.00%
Employee Benefits		
211 Employer's Social Security - Regular	\$ -	0.00%
221 Employer's Retirement - Regular	-	0.00%
229 Other Retirement Cost	-	0.00%
231 Employer's Hospitalization Insurance	-	0.00%
232 Employer's Workers' Comp Insurance Cost	-	0.00%
233 Employer's Unemployment Insurance Cost	-	0.00%
234 Employer's Dental Insurance Cost	-	0.00%
235 Employer's Life Insurance Cost	-	0.00%
184 Longevity Pay	-	0.00%
185 Bonus Leave Payoff	-	0.00%
186 Short Term Disability Pay - Beyond Six Months	-	0.00%
188 Annual Leave Pay	-	0.00%
189 Short Term Disability Pay – First Six Months	-	0.00%
Subtotal:	\$ -	0.00%
Purchased Services		
311 Contracted Services	\$ 1,284	0.96%
312 Workshop Expenses/Allowable Travel	-	0.00%
313 Advertising Cost	-	0.00%
314 Printing and Binding Fees	-	0.00%
315 Reproduction Costs	-	0.00%
316 Commercial Driver's License Medical Exam Expenses	-	0.00%
317 Psychological Contract Services	-	0.00%
318 Speech and Language Contracted Services	-	0.00%
319 Other Professional/Technical Services	-	0.00%
321 Public Utilities - Electric Services	-	0.00%
322 Public Utilities - Natural Gas	-	0.00%
323 Public Utilities - Water/Sewer	-	0.00%
324 Waste Management	-	0.00%
325 Contracted Repairs - Land/Bldg	-	0.00%
326 Contracted Repairs - Equipment	-	0.00%
327 Rentals/Leases	-	0.00%
331 Pupil Transportation - Contracted	-	0.00%
332 Travel Reimbursement	-	0.00%
333 Field Trips	-	0.00%
341 Telephone	-	0.00%
342 Postage	58	0.04%
343 Telecommunications Services	-	0.00%
344 Mobile Communication Costs	-	0.00%
351 Tuition Reimbursements	-	0.00%
352 Employee Education Reimbursement	-	0.00%
353 Certification/Licensing Fees	-	0.00%
Subtotal:	\$ 1,342	1.00%

LEA 111 - Asheville City Schools

PRC 061 - Classroom Materials/Instructional Supplies and Equipment

Fiscal Year 2018-2019 District Expenditures by LEA and Object Code as of 6/30/2019

Object Category/Object Code Description		Annual Expenditures	%
Supplies & Materials			
411	Supplies and Materials	\$ 128,110	95.80%
412M	State Textbooks (MFR Data Source)	-	0.00%
413	Other Textbooks	1,187	0.89%
414	Library Books (Regular & Replacement)	-	0.00%
415	Community College/University Textbooks	-	0.00%
418	Computer Software and Supplies	1,980	1.48%
421	Fuel for Facilities	-	0.00%
422	Repair Parts, Materials & Labor, Grease, and Anti-Freeze	-	0.00%
423	Gas/Diesel Fuel	-	0.00%
424	Oil	-	0.00%
425	Tires and Tubes	-	0.00%
451	Food Purchase	-	0.00%
453	Food Processing Supplies	-	0.00%
454	Inventory Loss	-	0.00%
459	Other Food Purchases	-	0.00%
461	Furniture and Equipment - Inventoried	-	0.00%
462	Computer Equipment - Inventoried	1,111	0.83%
471	Sales and Use Tax Expense	-	0.00%
472	Sales and Use Tax Refund	-	0.00%
Subtotal:		\$ 132,387	99.00%
Capital Outlay			
522	General Contract	-	0.00%
529	Miscellaneous Contracts & Other	-	0.00%
541	Purchase of Furniture & Equipment - Capitalized	-	0.00%
542	Purchase of Computer Hardware - Capitalized	-	0.00%
551	Purchase of Vehicles	-	0.00%
552	License and Title Fees	-	0.00%
Subtotal:		\$ -	0.00%
Other			
361	Membership Dues and Fees	\$ -	0.00%
362	Bank Service Fees	-	0.00%
363	Assessments/Penalties	-	0.00%
371	Liability Insurance	-	0.00%
372	Vehicle Liability Insurance	-	0.00%
373	Property Insurance	-	0.00%
375	Fidelity Bond Premium	-	0.00%
378	Scholastic Accident Insurance	-	0.00%
379	Other Insurance & Judgments	-	0.00%
715	Transfers to Multiple Enterprise Fund	\$ -	0.00%
Subtotal:		\$ -	0.00%
Grand Total:		\$ 133,729	100.00%

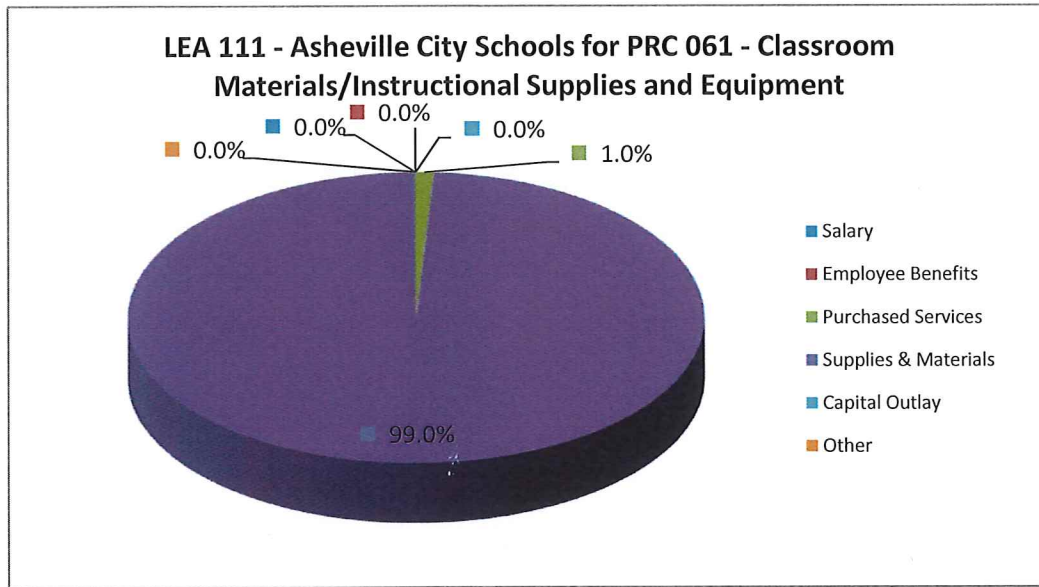
LEA 111 - Asheville City Schools

PRC 061 - Classroom Materials/Instructional Supplies and Equipment

Fiscal Year 2018-2019 District Expenditures by LEA and Object Code as of 6/30/2019

Object Category/Object Code Description	Annual Expenditures	%
---	---------------------	---

Note: Objects Codes with "M" indicator (412M and 413M) signifies the amounts sourced from MFR report



LEA 111 - Asheville City Schools

PRC 063 - Children with Special Needs

Fiscal Year 2018-2019 District Expenditures by LEA and Object Code as of 6/30/2019

Object Category/Object Code	Description	Annual Expenditures	%
Salary			
111	Superintendent	\$ -	0.00%
112	Associate & Deputy Superintendent	-	0.00%
113	Director and/or Supervisor	-	0.00%
114	Principal/Headmaster	-	0.00%
115	Finance Officer	-	0.00%
116	Assistant Principal (Non-teaching)	-	0.00%
117	Other Assistant Principal Assignment	-	0.00%
118	Assistant Superintendent	-	0.00%
121	Teacher	-	0.00%
122	Interim Teacher – (Paid at Non-certified Rate)	-	0.00%
123	JROTC Teacher	-	0.00%
124	Foreign Exchange (VIF)	-	0.00%
125	New Teacher Orientation	-	0.00%
126	Extended Contracts	-	0.00%
127	Master Teacher	-	0.00%
129_1	Above the Scale Salary (SBA)	-	0.00%
129_2	Above the Scale Salary (Other than SBA)	-	0.00%
131	Instructional Support I - Regular Teacher Pay Scale	-	0.00%
132	Instructional Support II - Advanced Pay Scale	-	0.00%
133	Psychologists	-	0.00%
134	Teacher Mentor	-	0.00%
135	Instructional Facilitators	-	0.00%
141	Teacher Assistant - Other	-	0.00%
142	Teacher Assistant - NCLB	-	0.00%
143	Tutor (Within the instructional day)	-	0.00%
144	Interpreter/Brailist/Translator/Education Interpreter	-	0.00%
145	Therapist	-	0.00%
146	Specialist (School-Based)	-	0.00%
147	Monitor	-	0.00%
148	Non-Certified Instructor	-	0.00%
149	School Resource Officer	-	0.00%
151	Office Support	-	0.00%
152	Technician	-	0.00%
153	Administrative Specialist (Central Support)	-	0.00%
162	Substitute Pay - Regular Teacher Absence	-	0.00%
163	Substitute Pay - Staff Development Absence	-	0.00%
164	Substitute Pay - Full-Time Non-Certified	-	0.00%
165	Substitute Pay - Non-Teaching	-	0.00%
166	Teacher Assistant Pay - Staff Development	-	0.00%
167	Teacher Assistant Pay - Regular Absence	-	0.00%
171	Driver	-	0.00%
172	Driver Overtime	-	0.00%
173	Custodian	-	0.00%
174	Cafeteria Workers	-	0.00%
175	Skilled Trades	-	0.00%
176	Manager	-	0.00%
177	Work Study Student	-	0.00%
178	Day Care/Before/After School Care Staff	-	0.00%
181	Supplementary Pay	-	0.00%
180	Bonus Pay (Not Subject to Retirement)	-	0.00%
182	Employee Allowances Taxable	-	0.00%
183	Bonus Pay (Subject to Retirement)	-	0.00%

LEA 111 - Asheville City Schools

PRC 063 - Children with Special Needs

Fiscal Year 2018-2019 District Expenditures by LEA and Object Code as of 6/30/2019

Object Category/Object Code Description	Annual Expenditures	%
187 Salary Differential (Military, Local, ...)	-	0.00%
191 Curriculum Development Pay	-	0.00%
192 Additional Responsibility Stipend	-	0.00%
193 Mentor Pay Stipend	-	0.00%
194 State-Designated Stipend	-	0.00%
196 Staff Development Participant Pay	-	0.00%
197 Staff Development Instructor	-	0.00%
198 Tutorial Pay	-	0.00%
199 Overtime Pay	-	0.00%
Subtotal: \$	-	0.00%
Employee Benefits		
211 Employer's Social Security - Regular	\$ -	0.00%
221 Employer's Retirement - Regular	-	0.00%
229 Other Retirement Cost	-	0.00%
231 Employer's Hospitalization Insurance	-	0.00%
232 Employer's Workers' Comp Insurance Cost	-	0.00%
233 Employer's Unemployment Insurance Cost	-	0.00%
234 Employer's Dental Insurance Cost	-	0.00%
235 Employer's Life Insurance Cost	-	0.00%
184 Longevity Pay	-	0.00%
185 Bonus Leave Payoff	-	0.00%
186 Short Term Disability Pay - Beyond Six Months	-	0.00%
188 Annual Leave Pay	-	0.00%
189 Short Term Disability Pay – First Six Months	-	0.00%
Subtotal: \$	-	0.00%
Purchased Services		
311 Contracted Services	\$ 30,123	100.00%
312 Workshop Expenses/Allowable Travel	-	0.00%
313 Advertising Cost	-	0.00%
314 Printing and Binding Fees	-	0.00%
315 Reproduction Costs	-	0.00%
316 Commercial Driver's License Medical Exam Expenses	-	0.00%
317 Psychological Contract Services	-	0.00%
318 Speech and Language Contracted Services	-	0.00%
319 Other Professional/Technical Services	-	0.00%
321 Public Utilities - Electric Services	-	0.00%
322 Public Utilities - Natural Gas	-	0.00%
323 Public Utilities - Water/Sewer	-	0.00%
324 Waste Management	-	0.00%
325 Contracted Repairs - Land/Bldg	-	0.00%
326 Contracted Repairs - Equipment	-	0.00%
327 Rentals/Leases	-	0.00%
331 Pupil Transportation - Contracted	-	0.00%
332 Travel Reimbursement	-	0.00%
333 Field Trips	-	0.00%
341 Telephone	-	0.00%
342 Postage	-	0.00%
343 Telecommunications Services	-	0.00%
344 Mobile Communication Costs	-	0.00%
351 Tuition Reimbursements	-	0.00%
352 Employee Education Reimbursement	-	0.00%
353 Certification/Licensing Fees	-	0.00%
Subtotal: \$	30,123	100.00%

LEA 111 - Asheville City Schools

PRC 063 - Children with Special Needs

Fiscal Year 2018-2019 District Expenditures by LEA and Object Code as of 6/30/2019

Object Category/Object Code Description	Annual Expenditures	%
Supplies & Materials		
411 Supplies and Materials	\$ -	0.00%
412M State Textbooks (MFR Data Source)	-	0.00%
413 Other Textbooks	-	0.00%
414 Library Books (Regular & Replacement)	-	0.00%
415 Community College/University Textbooks	-	0.00%
418 Computer Software and Supplies	-	0.00%
421 Fuel for Facilities	-	0.00%
422 Repair Parts, Materials & Labor, Grease, and Anti-Freeze	-	0.00%
423 Gas/Diesel Fuel	-	0.00%
424 Oil	-	0.00%
425 Tires and Tubes	-	0.00%
451 Food Purchase	-	0.00%
453 Food Processing Supplies	-	0.00%
454 Inventory Loss	-	0.00%
459 Other Food Purchases	-	0.00%
461 Furniture and Equipment - Inventoried	-	0.00%
462 Computer Equipment - Inventoried	-	0.00%
471 Sales and Use Tax Expense	-	0.00%
472 Sales and Use Tax Refund	-	0.00%
Subtotal:	\$ -	0.00%
Capital Outlay		
522 General Contract	-	0.00%
529 Miscellaneous Contracts & Other	-	0.00%
541 Purchase of Furniture & Equipment - Capitalized	-	0.00%
542 Purchase of Computer Hardware - Capitalized	-	0.00%
551 Purchase of Vehicles	-	0.00%
552 License and Title Fees	-	0.00%
Subtotal:	\$ -	0.00%
Other		
361 Membership Dues and Fees	\$ -	0.00%
362 Bank Service Fees	-	0.00%
363 Assessments/Penalties	-	0.00%
371 Liability Insurance	-	0.00%
372 Vehicle Liability Insurance	-	0.00%
373 Property Insurance	-	0.00%
375 Fidelity Bond Premium	-	0.00%
378 Scholastic Accident Insurance	-	0.00%
379 Other Insurance & Judgments	-	0.00%
715 Transfers to Multiple Enterprise Fund	\$ -	0.00%
Subtotal:	\$ -	0.00%
Grand Total:	\$ 30,123	100.00%

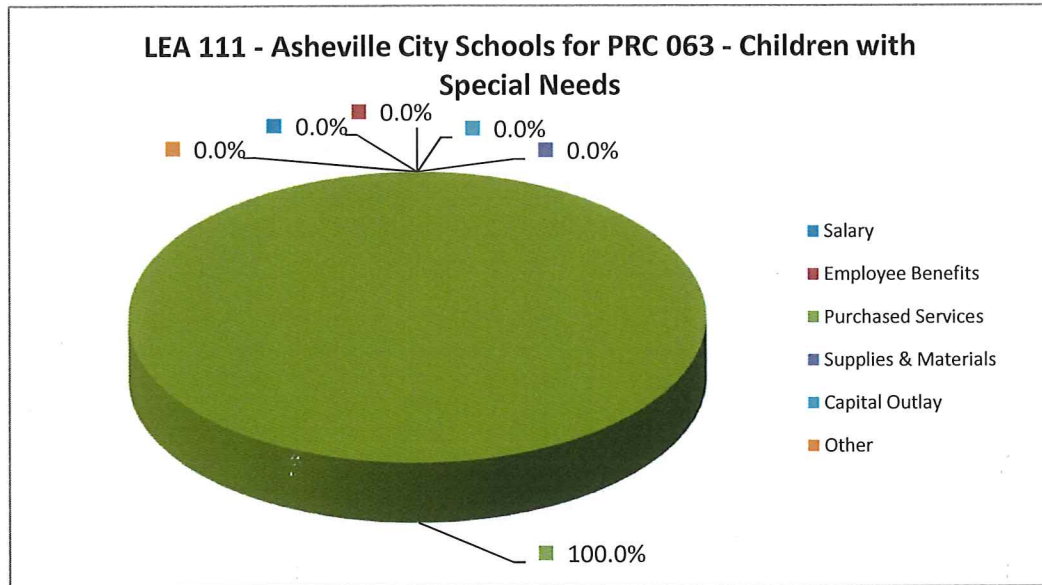
LEA 111 - Asheville City Schools

PRC 063 - Children with Special Needs

Fiscal Year 2018-2019 District Expenditures by LEA and Object Code as of 6/30/2019

Object Category/Object Code Description	Annual Expenditures	%
---	---------------------	---

Note: Objects Codes with "M" indicator (412M and 413M) signifies the amounts sourced from MFR report



LEA 111 - Asheville City Schools

PRC 065 - Coding and Mobile Application Grant

Fiscal Year 2018-2019 District Expenditures by LEA and Object Code as of 6/30/2019

Object Category/Object Code Description	Annual Expenditures	%
Salary		
111 Superintendent	\$ -	0.00%
112 Associate & Deputy Superintendent	-	0.00%
113 Director and/or Supervisor	-	0.00%
114 Principal/Headmaster	-	0.00%
115 Finance Officer	-	0.00%
116 Assistant Principal (Non-teaching)	-	0.00%
117 Other Assistant Principal Assignment	-	0.00%
118 Assistant Superintendent	-	0.00%
121 Teacher	-	0.00%
122 Interim Teacher – (Paid at Non-certified Rate)	-	0.00%
123 JROTC Teacher	-	0.00%
124 Foreign Exchange (VIF)	-	0.00%
125 New Teacher Orientation	-	0.00%
126 Extended Contracts	-	0.00%
127 Master Teacher	-	0.00%
129_1 Above the Scale Salary (SBA)	-	0.00%
129_2 Above the Scale Salary (Other than SBA)	-	0.00%
131 Instructional Support I - Regular Teacher Pay Scale	-	0.00%
132 Instructional Support II - Advanced Pay Scale	-	0.00%
133 Psychologists	-	0.00%
134 Teacher Mentor	-	0.00%
135 Instructional Facilitators	-	0.00%
141 Teacher Assistant - Other	-	0.00%
142 Teacher Assistant - NCLB	-	0.00%
143 Tutor (Within the instructional day)	-	0.00%
144 Interpreter/Brailist/Translator/Education Interpreter	-	0.00%
145 Therapist	-	0.00%
146 Specialist (School-Based)	-	0.00%
147 Monitor	-	0.00%
148 Non-Certified Instructor	-	0.00%
149 School Resource Officer	-	0.00%
151 Office Support	-	0.00%
152 Technician	-	0.00%
153 Administrative Specialist (Central Support)	-	0.00%
162 Substitute Pay - Regular Teacher Absence	-	0.00%
163 Substitute Pay - Staff Development Absence	1,482	1.85%
164 Substitute Pay - Full-Time Non-Certified	-	0.00%
165 Substitute Pay - Non-Teaching	-	0.00%
166 Teacher Assistant Pay - Staff Development	-	0.00%
167 Teacher Assistant Pay - Regular Absence	-	0.00%
171 Driver	-	0.00%
172 Driver Overtime	-	0.00%
173 Custodian	-	0.00%
174 Cafeteria Workers	-	0.00%
175 Skilled Trades	-	0.00%
176 Manager	-	0.00%
177 Work Study Student	-	0.00%
178 Day Care/Before/After School Care Staff	-	0.00%
181 Supplementary Pay	-	0.00%
180 Bonus Pay (Not Subject to Retirement)	-	0.00%
182 Employee Allowances Taxable	-	0.00%
183 Bonus Pay (Subject to Retirement)	-	0.00%

LEA 111 - Asheville City Schools

PRC 065 - Coding and Mobile Application Grant

Fiscal Year 2018-2019 District Expenditures by LEA and Object Code as of 6/30/2019

Object Category/Object Code Description	Annual Expenditures	%
187 Salary Differential (Military, Local, ...)	-	0.00%
191 Curriculum Development Pay	-	0.00%
192 Additional Responsibility Stipend	-	0.00%
193 Mentor Pay Stipend	-	0.00%
194 State-Designated Stipend	-	0.00%
196 Staff Development Participant Pay	-	0.00%
197 Staff Development Instructor	-	0.00%
198 Tutorial Pay	-	0.00%
199 Overtime Pay	-	0.00%
Subtotal:	\$ 1,482	1.85%
Employee Benefits		
211 Employer's Social Security - Regular	\$ 113	0.14%
221 Employer's Retirement - Regular	-	0.00%
229 Other Retirement Cost	-	0.00%
231 Employer's Hospitalization Insurance	-	0.00%
232 Employer's Workers' Comp Insurance Cost	-	0.00%
233 Employer's Unemployment Insurance Cost	-	0.00%
234 Employer's Dental Insurance Cost	-	0.00%
235 Employer's Life Insurance Cost	-	0.00%
184 Longevity Pay	-	0.00%
185 Bonus Leave Payoff	-	0.00%
186 Short Term Disability Pay - Beyond Six Months	-	0.00%
188 Annual Leave Pay	-	0.00%
189 Short Term Disability Pay - First Six Months	-	0.00%
Subtotal:	\$ 113	0.14%
Purchased Services		
311 Contracted Services	\$ -	0.00%
312 Workshop Expenses/Allowable Travel	45,507	56.88%
313 Advertising Cost	-	0.00%
314 Printing and Binding Fees	-	0.00%
315 Reproduction Costs	-	0.00%
316 Commercial Driver's License Medical Exam Expenses	-	0.00%
317 Psychological Contract Services	-	0.00%
318 Speech and Language Contracted Services	-	0.00%
319 Other Professional/Technical Services	-	0.00%
321 Public Utilities - Electric Services	-	0.00%
322 Public Utilities - Natural Gas	-	0.00%
323 Public Utilities - Water/Sewer	-	0.00%
324 Waste Management	-	0.00%
325 Contracted Repairs - Land/Bldg	-	0.00%
326 Contracted Repairs - Equipment	-	0.00%
327 Rentals/Leases	-	0.00%
331 Pupil Transportation - Contracted	-	0.00%
332 Travel Reimbursement	-	0.00%
333 Field Trips	12,940	16.18%
341 Telephone	-	0.00%
342 Postage	-	0.00%
343 Telecommunications Services	-	0.00%
344 Mobile Communication Costs	-	0.00%
351 Tuition Reimbursements	-	0.00%
352 Employee Education Reimbursement	-	0.00%
353 Certification/Licensing Fees	-	0.00%
Subtotal:	\$ 58,447	73.06%

LEA 111 - Asheville City Schools

PRC 065 - Coding and Mobile Application Grant

Fiscal Year 2018-2019 District Expenditures by LEA and Object Code as of 6/30/2019

Object Category/Object Code Description		Annual Expenditures	%
Supplies & Materials			
411	Supplies and Materials	\$ 12,275	15.34%
412M	State Textbooks (MFR Data Source)	-	0.00%
413	Other Textbooks	-	0.00%
414	Library Books (Regular & Replacement)	-	0.00%
415	Community College/University Textbooks	-	0.00%
418	Computer Software and Supplies	-	0.00%
421	Fuel for Facilities	-	0.00%
422	Repair Parts, Materials & Labor, Grease, and Anti-Freeze	-	0.00%
423	Gas/Diesel Fuel	-	0.00%
424	Oil	-	0.00%
425	Tires and Tubes	-	0.00%
451	Food Purchase	-	0.00%
453	Food Processing Supplies	-	0.00%
454	Inventory Loss	-	0.00%
459	Other Food Purchases	-	0.00%
461	Furniture and Equipment - Inventoried	-	0.00%
462	Computer Equipment - Inventoried	7,683	9.60%
471	Sales and Use Tax Expense	-	0.00%
472	Sales and Use Tax Refund	-	0.00%
Subtotal:		\$ 19,958	24.95%
Capital Outlay			
522	General Contract	-	0.00%
529	Miscellaneous Contracts & Other	-	0.00%
541	Purchase of Furniture & Equipment - Capitalized	-	0.00%
542	Purchase of Computer Hardware - Capitalized	-	0.00%
551	Purchase of Vehicles	-	0.00%
552	License and Title Fees	-	0.00%
Subtotal:		\$ -	0.00%
Other			
361	Membership Dues and Fees	\$ -	0.00%
362	Bank Service Fees	-	0.00%
363	Assessments/Penalties	-	0.00%
371	Liability Insurance	-	0.00%
372	Vehicle Liability Insurance	-	0.00%
373	Property Insurance	-	0.00%
375	Fidelity Bond Premium	-	0.00%
378	Scholastic Accident Insurance	-	0.00%
379	Other Insurance & Judgments	-	0.00%
715	Transfers to Multiple Enterprise Fund	\$ -	0.00%
Subtotal:		\$ -	0.00%
Grand Total:		\$ 80,000	100.00%

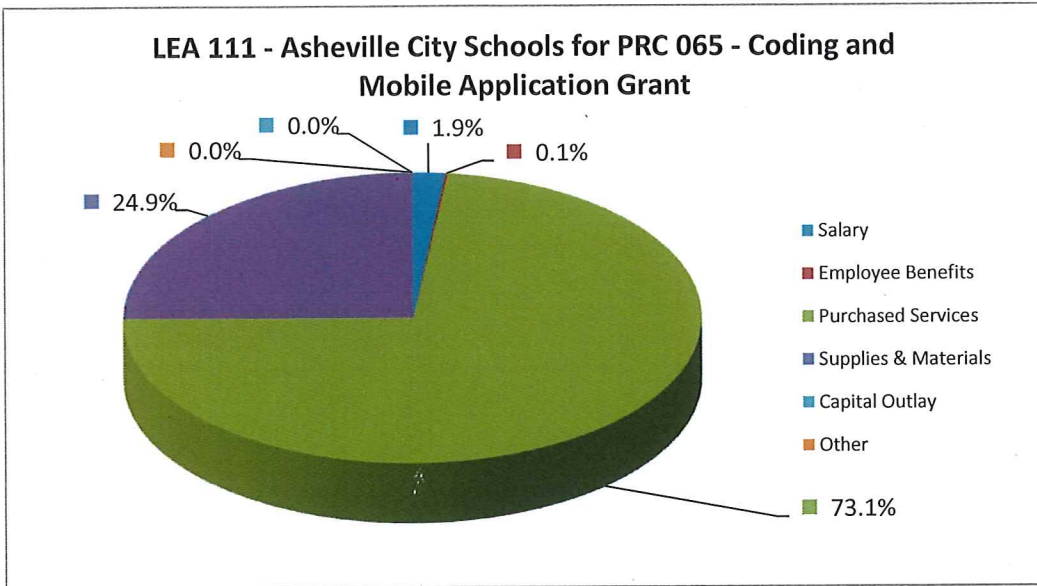
LEA 111 - Asheville City Schools

PRC 065 - Coding and Mobile Application Grant

Fiscal Year 2018-2019 District Expenditures by LEA and Object Code as of 6/30/2019

Object Category/Object Code Description	Annual Expenditures	%
---	---------------------	---

Note: Objects Codes with "M" indicator (412M and 413M) signifies the amounts sourced from MFR report



LEA 111 - Asheville City Schools

PRC 066 - Assistant Principal Intern

Fiscal Year 2018-2019 District Expenditures by LEA and Object Code as of 6/30/2019

Object Category/Object Code	Description	Annual Expenditures	%
Salary			
111	Superintendent	\$ -	0.00%
112	Associate & Deputy Superintendent	-	0.00%
113	Director and/or Supervisor	-	0.00%
114	Principal/Headmaster	-	0.00%
115	Finance Officer	-	0.00%
116	Assistant Principal (Non-teaching)	-	0.00%
117	Other Assistant Principal Assignment	-	0.00%
118	Assistant Superintendent	-	0.00%
121	Teacher	-	0.00%
122	Interim Teacher – (Paid at Non-certified Rate)	-	0.00%
123	JROTC Teacher	-	0.00%
124	Foreign Exchange (VIF)	-	0.00%
125	New Teacher Orientation	-	0.00%
126	Extended Contracts	-	0.00%
127	Master Teacher	-	0.00%
129_1	Above the Scale Salary (SBA)	-	0.00%
129_2	Above the Scale Salary (Other than SBA)	-	0.00%
131	Instructional Support I - Regular Teacher Pay Scale	-	0.00%
132	Instructional Support II - Advanced Pay Scale	-	0.00%
133	Psychologists	-	0.00%
134	Teacher Mentor	-	0.00%
135	Instructional Facilitators	-	0.00%
141	Teacher Assistant - Other	-	0.00%
142	Teacher Assistant - NCLB	-	0.00%
143	Tutor (Within the instructional day)	-	0.00%
144	Interpreter/Brailist/Translator/Education Interpreter	-	0.00%
145	Therapist	-	0.00%
146	Specialist (School-Based)	-	0.00%
147	Monitor	-	0.00%
148	Non-Certified Instructor	-	0.00%
149	School Resource Officer	-	0.00%
151	Office Support	-	0.00%
152	Technician	-	0.00%
153	Administrative Specialist (Central Support)	-	0.00%
162	Substitute Pay - Regular Teacher Absence	-	0.00%
163	Substitute Pay - Staff Development Absence	-	0.00%
164	Substitute Pay - Full-Time Non-Certified	-	0.00%
165	Substitute Pay - Non-Teaching	-	0.00%
166	Teacher Assistant Pay - Staff Development	-	0.00%
167	Teacher Assistant Pay - Regular Absence	-	0.00%
171	Driver	-	0.00%
172	Driver Overtime	-	0.00%
173	Custodian	-	0.00%
174	Cafeteria Workers	-	0.00%
175	Skilled Trades	-	0.00%
176	Manager	-	0.00%
177	Work Study Student	-	0.00%
178	Day Care/Before/After School Care Staff	-	0.00%
181	Supplementary Pay	-	0.00%
180	Bonus Pay (Not Subject to Retirement)	-	0.00%
182	Employee Allowances Taxable	-	0.00%
183	Bonus Pay (Subject to Retirement)	-	0.00%

LEA 111 - Asheville City Schools

PRC 066 - Assistant Principal Intern

Fiscal Year 2018-2019 District Expenditures by LEA and Object Code as of 6/30/2019

Object Category/Object Code Description	Annual Expenditures	%
187 Salary Differential (Military, Local, ...)	-	0.00%
191 Curriculum Development Pay	-	0.00%
192 Additional Responsibility Stipend	-	0.00%
193 Mentor Pay Stipend	-	0.00%
194 State-Designated Stipend	16,660	92.89%
196 Staff Development Participant Pay	-	0.00%
197 Staff Development Instructor	-	0.00%
198 Tutorial Pay	-	0.00%
199 Overtime Pay	-	0.00%
Subtotal: \$	16,660	92.89%
Employee Benefits		
211 Employer's Social Security - Regular	\$ 1,275	7.11%
221 Employer's Retirement - Regular	-	0.00%
229 Other Retirement Cost	-	0.00%
231 Employer's Hospitalization Insurance	-	0.00%
232 Employer's Workers' Comp Insurance Cost	-	0.00%
233 Employer's Unemployment Insurance Cost	-	0.00%
234 Employer's Dental Insurance Cost	-	0.00%
235 Employer's Life Insurance Cost	-	0.00%
184 Longevity Pay	-	0.00%
185 Bonus Leave Payoff	-	0.00%
186 Short Term Disability Pay - Beyond Six Months	-	0.00%
188 Annual Leave Pay	-	0.00%
189 Short Term Disability Pay - First Six Months	-	0.00%
Subtotal: \$	1,275	7.11%
Purchased Services		
311 Contracted Services	\$ -	0.00%
312 Workshop Expenses/Allowable Travel	-	0.00%
313 Advertising Cost	-	0.00%
314 Printing and Binding Fees	-	0.00%
315 Reproduction Costs	-	0.00%
316 Commercial Driver's License Medical Exam Expenses	-	0.00%
317 Psychological Contract Services	-	0.00%
318 Speech and Language Contracted Services	-	0.00%
319 Other Professional/Technical Services	-	0.00%
321 Public Utilities - Electric Services	-	0.00%
322 Public Utilities - Natural Gas	-	0.00%
323 Public Utilities - Water/Sewer	-	0.00%
324 Waste Management	-	0.00%
325 Contracted Repairs - Land/Bldg	-	0.00%
326 Contracted Repairs - Equipment	-	0.00%
327 Rentals/Leases	-	0.00%
331 Pupil Transportation - Contracted	-	0.00%
332 Travel Reimbursement	-	0.00%
333 Field Trips	-	0.00%
341 Telephone	-	0.00%
342 Postage	-	0.00%
343 Telecommunications Services	-	0.00%
344 Mobile Communication Costs	-	0.00%
351 Tuition Reimbursements	-	0.00%
352 Employee Education Reimbursement	-	0.00%
353 Certification/Licensing Fees	-	0.00%
Subtotal: \$	-	0.00%

LEA 111 - Asheville City Schools

PRC 066 - Assistant Principal Intern

Fiscal Year 2018-2019 District Expenditures by LEA and Object Code as of 6/30/2019

Object Category/Object Code Description	Annual Expenditures	%
Supplies & Materials		
411 Supplies and Materials	\$ -	0.00%
412M State Textbooks (MFR Data Source)	-	0.00%
413 Other Textbooks	-	0.00%
414 Library Books (Regular & Replacement)	-	0.00%
415 Community College/University Textbooks	-	0.00%
418 Computer Software and Supplies	-	0.00%
421 Fuel for Facilities	-	0.00%
422 Repair Parts, Materials & Labor, Grease, and Anti-Freeze	-	0.00%
423 Gas/Diesel Fuel	-	0.00%
424 Oil	-	0.00%
425 Tires and Tubes	-	0.00%
451 Food Purchase	-	0.00%
453 Food Processing Supplies	-	0.00%
454 Inventory Loss	-	0.00%
459 Other Food Purchases	-	0.00%
461 Furniture and Equipment - Inventoried	-	0.00%
462 Computer Equipment - Inventoried	-	0.00%
471 Sales and Use Tax Expense	-	0.00%
472 Sales and Use Tax Refund	-	0.00%
Subtotal:	\$ -	0.00%
Capital Outlay		
522 General Contract	-	0.00%
529 Miscellaneous Contracts & Other	-	0.00%
541 Purchase of Furniture & Equipment - Capitalized	-	0.00%
542 Purchase of Computer Hardware - Capitalized	-	0.00%
551 Purchase of Vehicles	-	0.00%
552 License and Title Fees	-	0.00%
Subtotal:	\$ -	0.00%
Other		
361 Membership Dues and Fees	\$ -	0.00%
362 Bank Service Fees	-	0.00%
363 Assessments/Penalties	-	0.00%
371 Liability Insurance	-	0.00%
372 Vehicle Liability Insurance	-	0.00%
373 Property Insurance	-	0.00%
375 Fidelity Bond Premium	-	0.00%
378 Scholastic Accident Insurance	-	0.00%
379 Other Insurance & Judgments	-	0.00%
715 Transfers to Multiple Enterprise Fund	\$ -	0.00%
Subtotal:	\$ -	0.00%
Grand Total:	\$ 17,935	100.00%

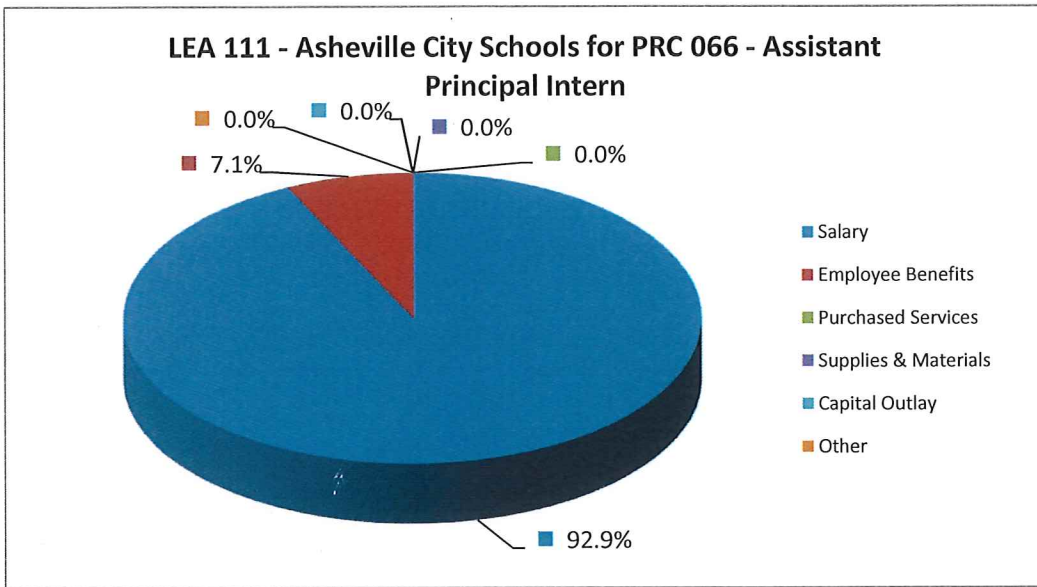
LEA 111 - Asheville City Schools

PRC 066 - Assistant Principal Intern

Fiscal Year 2018-2019 District Expenditures by LEA and Object Code as of 6/30/2019

Object Category/Object Code Description	Annual Expenditures	%
---	---------------------	---

Note: Objects Codes with "M" indicator (412M and 413M) signifies the amounts sourced from MFR report



LEA 111 - Asheville City Schools

PRC 069 - At-Risk Student Services

Fiscal Year 2018-2019 District Expenditures by LEA and Object Code as of 6/30/2019

Object Category/Object Code Description	Annual Expenditures	%
Salary		
111 Superintendent	\$ -	0.00%
112 Associate & Deputy Superintendent	-	0.00%
113 Director and/or Supervisor	-	0.00%
114 Principal/Headmaster	-	0.00%
115 Finance Officer	-	0.00%
116 Assistant Principal (Non-teaching)	-	0.00%
117 Other Assistant Principal Assignment	-	0.00%
118 Assistant Superintendent	-	0.00%
121 Teacher	-	0.00%
122 Interim Teacher – (Paid at Non-certified Rate)	-	0.00%
123 JROTC Teacher	-	0.00%
124 Foreign Exchange (VIF)	-	0.00%
125 New Teacher Orientation	-	0.00%
126 Extended Contracts	-	0.00%
127 Master Teacher	-	0.00%
129_1 Above the Scale Salary (SBA)	-	0.00%
129_2 Above the Scale Salary (Other than SBA)	-	0.00%
131 Instructional Support I - Regular Teacher Pay Scale	189,848	23.71%
132 Instructional Support II - Advanced Pay Scale	-	0.00%
133 Psychologists	-	0.00%
134 Teacher Mentor	-	0.00%
135 Instructional Facilitators	-	0.00%
141 Teacher Assistant - Other	-	0.00%
142 Teacher Assistant - NCLB	44,706	5.58%
143 Tutor (Within the instructional day)	21,938	2.74%
144 Interpreter/Brailist/Translator/Education Interpreter	-	0.00%
145 Therapist	-	0.00%
146 Specialist (School-Based)	82,379	10.29%
147 Monitor	-	0.00%
148 Non-Certified Instructor	-	0.00%
149 School Resource Officer	-	0.00%
151 Office Support	-	0.00%
152 Technician	-	0.00%
153 Administrative Specialist (Central Support)	-	0.00%
162 Substitute Pay - Regular Teacher Absence	263	0.03%
163 Substitute Pay - Staff Development Absence	-	0.00%
164 Substitute Pay - Full-Time Non-Certified	-	0.00%
165 Substitute Pay - Non-Teaching	-	0.00%
166 Teacher Assistant Pay - Staff Development	-	0.00%
167 Teacher Assistant Pay - Regular Absence	-	0.00%
171 Driver	1,370	0.17%
172 Driver Overtime	-	0.00%
173 Custodian	-	0.00%
174 Cafeteria Workers	-	0.00%
175 Skilled Trades	-	0.00%
176 Manager	-	0.00%
177 Work Study Student	-	0.00%
178 Day Care/Before/After School Care Staff	-	0.00%
181 Supplementary Pay	-	0.00%
180 Bonus Pay (Not Subject to Retirement)	-	0.00%
182 Employee Allowances Taxable	-	0.00%
183 Bonus Pay (Subject to Retirement)	-	0.00%

LEA 111 - Asheville City Schools

PRC 069 - At-Risk Student Services

Fiscal Year 2018-2019 District Expenditures by LEA and Object Code as of 6/30/2019

Object Category/Object Code Description	Annual Expenditures	%
187 Salary Differential (Military, Local, ...)	-	0.00%
191 Curriculum Development Pay	-	0.00%
192 Additional Responsibility Stipend	-	0.00%
193 Mentor Pay Stipend	-	0.00%
194 State-Designated Stipend	-	0.00%
196 Staff Development Participant Pay	1,000	0.12%
197 Staff Development Instructor	-	0.00%
198 Tutorial Pay	39,459	4.93%
199 Overtime Pay	-	0.00%
Subtotal:	\$ 380,963	47.57%
Employee Benefits		
211 Employer's Social Security - Regular	\$ 27,039	3.38%
221 Employer's Retirement - Regular	62,859	7.85%
229 Other Retirement Cost	-	0.00%
231 Employer's Hospitalization Insurance	42,114	5.26%
232 Employer's Workers' Comp Insurance Cost	-	0.00%
233 Employer's Unemployment Insurance Cost	-	0.00%
234 Employer's Dental Insurance Cost	-	0.00%
235 Employer's Life Insurance Cost	-	0.00%
184 Longevity Pay	-	0.00%
185 Bonus Leave Payoff	-	0.00%
186 Short Term Disability Pay - Beyond Six Months	-	0.00%
188 Annual Leave Pay	-	0.00%
189 Short Term Disability Pay - First Six Months	-	0.00%
Subtotal:	\$ 132,012	16.48%
Purchased Services		
311 Contracted Services	\$ 227,013	28.35%
312 Workshop Expenses/Allowable Travel	18,388	2.30%
313 Advertising Cost	-	0.00%
314 Printing and Binding Fees	-	0.00%
315 Reproduction Costs	-	0.00%
316 Commercial Driver's License Medical Exam Expenses	-	0.00%
317 Psychological Contract Services	-	0.00%
318 Speech and Language Contracted Services	-	0.00%
319 Other Professional/Technical Services	-	0.00%
321 Public Utilities - Electric Services	-	0.00%
322 Public Utilities - Natural Gas	-	0.00%
323 Public Utilities - Water/Sewer	-	0.00%
324 Waste Management	-	0.00%
325 Contracted Repairs - Land/Bldg	-	0.00%
326 Contracted Repairs - Equipment	-	0.00%
327 Rentals/Leases	-	0.00%
331 Pupil Transportation - Contracted	1,012	0.13%
332 Travel Reimbursement	555	0.07%
333 Field Trips	-	0.00%
341 Telephone	-	0.00%
342 Postage	-	0.00%
343 Telecommunications Services	-	0.00%
344 Mobile Communication Costs	-	0.00%
351 Tuition Reimbursements	-	0.00%
352 Employee Education Reimbursement	-	0.00%
353 Certification/Licensing Fees	-	0.00%
Subtotal:	\$ 246,967	30.84%

LEA 111 - Asheville City Schools

PRC 069 - At-Risk Student Services

Fiscal Year 2018-2019 District Expenditures by LEA and Object Code as of 6/30/2019

Object Category/Object Code Description	Annual Expenditures	%
Supplies & Materials		
411 Supplies and Materials	\$ 40,866	5.10%
412M State Textbooks (MFR Data Source)	-	0.00%
413 Other Textbooks	-	0.00%
414 Library Books (Regular & Replacement)	-	0.00%
415 Community College/University Textbooks	-	0.00%
418 Computer Software and Supplies	-	0.00%
421 Fuel for Facilities	-	0.00%
422 Repair Parts, Materials & Labor, Grease, and Anti-Freeze	-	0.00%
423 Gas/Diesel Fuel	-	0.00%
424 Oil	-	0.00%
425 Tires and Tubes	-	0.00%
451 Food Purchase	-	0.00%
453 Food Processing Supplies	-	0.00%
454 Inventory Loss	-	0.00%
459 Other Food Purchases	27	0.00%
461 Furniture and Equipment - Inventoried	-	0.00%
462 Computer Equipment - Inventoried	-	0.00%
471 Sales and Use Tax Expense	-	0.00%
472 Sales and Use Tax Refund	-	0.00%
Subtotal:	\$ 40,893	5.11%
Capital Outlay		
522 General Contract	-	0.00%
529 Miscellaneous Contracts & Other	-	0.00%
541 Purchase of Furniture & Equipment - Capitalized	-	0.00%
542 Purchase of Computer Hardware - Capitalized	-	0.00%
551 Purchase of Vehicles	-	0.00%
552 License and Title Fees	-	0.00%
Subtotal:	\$ -	0.00%
Other		
361 Membership Dues and Fees	\$ -	0.00%
362 Bank Service Fees	-	0.00%
363 Assessments/Penalties	-	0.00%
371 Liability Insurance	-	0.00%
372 Vehicle Liability Insurance	-	0.00%
373 Property Insurance	-	0.00%
375 Fidelity Bond Premium	-	0.00%
378 Scholastic Accident Insurance	-	0.00%
379 Other Insurance & Judgments	-	0.00%
715 Transfers to Multiple Enterprise Fund	\$ -	0.00%
Subtotal:	\$ -	0.00%
Grand Total:	\$ 800,836	100.00%

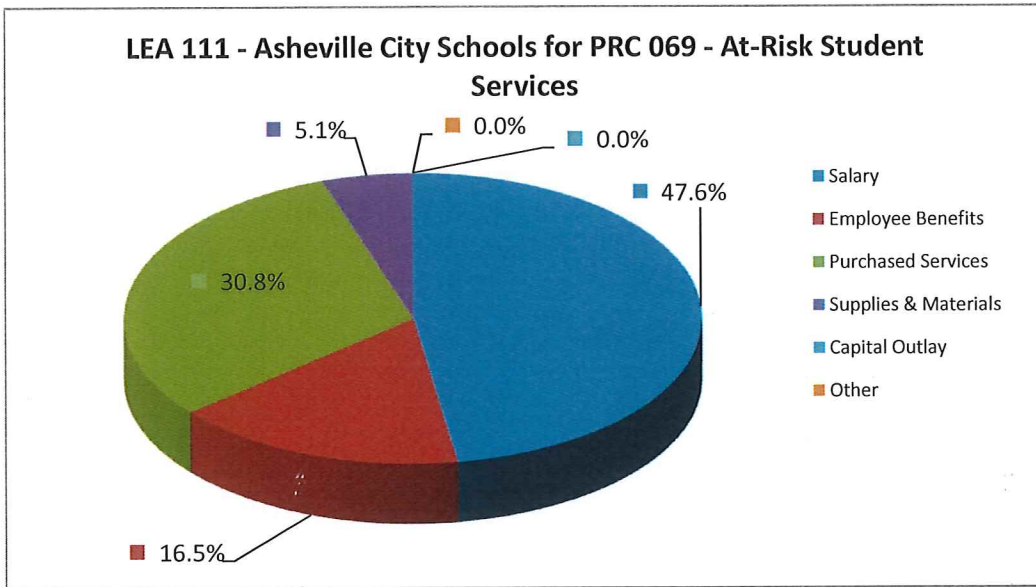
LEA 111 - Asheville City Schools

PRC 069 - At-Risk Student Services

Fiscal Year 2018-2019 District Expenditures by LEA and Object Code as of 6/30/2019

Object Category/Object Code Description	Annual Expenditures	%
---	---------------------	---

Note: Objects Codes with "M" indicator (412M and 413M) signifies the amounts sourced from MFR report



LEA 111 - Asheville City Schools

PRC 073 - School Connectivity

Fiscal Year 2018-2019 District Expenditures by LEA and Object Code as of 6/30/2019

Object Category/Object Code Description	Annual Expenditures	%
Salary		
111 Superintendent	\$ -	0.00%
112 Associate & Deputy Superintendent	-	0.00%
113 Director and/or Supervisor	-	0.00%
114 Principal/Headmaster	-	0.00%
115 Finance Officer	-	0.00%
116 Assistant Principal (Non-teaching)	-	0.00%
117 Other Assistant Principal Assignment	-	0.00%
118 Assistant Superintendent	-	0.00%
121 Teacher	-	0.00%
122 Interim Teacher – (Paid at Non-certified Rate)	-	0.00%
123 JROTC Teacher	-	0.00%
124 Foreign Exchange (VIF)	-	0.00%
125 New Teacher Orientation	-	0.00%
126 Extended Contracts	-	0.00%
127 Master Teacher	-	0.00%
129_1 Above the Scale Salary (SBA)	-	0.00%
129_2 Above the Scale Salary (Other than SBA)	-	0.00%
131 Instructional Support I - Regular Teacher Pay Scale	-	0.00%
132 Instructional Support II - Advanced Pay Scale	-	0.00%
133 Psychologists	-	0.00%
134 Teacher Mentor	-	0.00%
135 Instructional Facilitators	-	0.00%
141 Teacher Assistant - Other	-	0.00%
142 Teacher Assistant - NCLB	-	0.00%
143 Tutor (Within the instructional day)	-	0.00%
144 Interpreter/Braillist/Translator/Education Interpreter	-	0.00%
145 Therapist	-	0.00%
146 Specialist (School-Based)	-	0.00%
147 Monitor	-	0.00%
148 Non-Certified Instructor	-	0.00%
149 School Resource Officer	-	0.00%
151 Office Support	-	0.00%
152 Technician	-	0.00%
153 Administrative Specialist (Central Support)	-	0.00%
162 Substitute Pay - Regular Teacher Absence	-	0.00%
163 Substitute Pay - Staff Development Absence	-	0.00%
164 Substitute Pay - Full-Time Non-Certified	-	0.00%
165 Substitute Pay - Non-Teaching	-	0.00%
166 Teacher Assistant Pay - Staff Development	-	0.00%
167 Teacher Assistant Pay - Regular Absence	-	0.00%
171 Driver	-	0.00%
172 Driver Overtime	-	0.00%
173 Custodian	-	0.00%
174 Cafeteria Workers	-	0.00%
175 Skilled Trades	-	0.00%
176 Manager	-	0.00%
177 Work Study Student	-	0.00%
178 Day Care/Before/After School Care Staff	-	0.00%
181 Supplementary Pay	-	0.00%
180 Bonus Pay (Not Subject to Retirement)	-	0.00%
182 Employee Allowances Taxable	-	0.00%
183 Bonus Pay (Subject to Retirement)	-	0.00%

LEA 111 - Asheville City Schools

PRC 073 - School Connectivity

Fiscal Year 2018-2019 District Expenditures by LEA and Object Code as of 6/30/2019

Object Category/Object Code Description	Annual Expenditures	%
187 Salary Differential (Military, Local, ...)	-	0.00%
191 Curriculum Development Pay	-	0.00%
192 Additional Responsibility Stipend	-	0.00%
193 Mentor Pay Stipend	-	0.00%
194 State-Designated Stipend	-	0.00%
196 Staff Development Participant Pay	-	0.00%
197 Staff Development Instructor	-	0.00%
198 Tutorial Pay	-	0.00%
199 Overtime Pay	-	0.00%
Subtotal:	\$ -	0.00%
Employee Benefits		
211 Employer's Social Security - Regular	\$ -	0.00%
221 Employer's Retirement - Regular	-	0.00%
229 Other Retirement Cost	-	0.00%
231 Employer's Hospitalization Insurance	-	0.00%
232 Employer's Workers' Comp Insurance Cost	-	0.00%
233 Employer's Unemployment Insurance Cost	-	0.00%
234 Employer's Dental Insurance Cost	-	0.00%
235 Employer's Life Insurance Cost	-	0.00%
184 Longevity Pay	-	0.00%
185 Bonus Leave Payoff	-	0.00%
186 Short Term Disability Pay - Beyond Six Months	-	0.00%
188 Annual Leave Pay	-	0.00%
189 Short Term Disability Pay - First Six Months	-	0.00%
Subtotal:	\$ -	0.00%
Purchased Services		
311 Contracted Services	\$ -	0.00%
312 Workshop Expenses/Allowable Travel	-	0.00%
313 Advertising Cost	-	0.00%
314 Printing and Binding Fees	-	0.00%
315 Reproduction Costs	-	0.00%
316 Commercial Driver's License Medical Exam Expenses	-	0.00%
317 Psychological Contract Services	-	0.00%
318 Speech and Language Contracted Services	-	0.00%
319 Other Professional/Technical Services	-	0.00%
321 Public Utilities - Electric Services	-	0.00%
322 Public Utilities - Natural Gas	-	0.00%
323 Public Utilities - Water/Sewer	-	0.00%
324 Waste Management	-	0.00%
325 Contracted Repairs - Land/Bldg	-	0.00%
326 Contracted Repairs - Equipment	-	0.00%
327 Rentals/Leases	-	0.00%
331 Pupil Transportation - Contracted	-	0.00%
332 Travel Reimbursement	-	0.00%
333 Field Trips	-	0.00%
341 Telephone	-	0.00%
342 Postage	-	0.00%
343 Telecommunications Services	38,544	26.35%
344 Mobile Communication Costs	-	0.00%
351 Tuition Reimbursements	-	0.00%
352 Employee Education Reimbursement	-	0.00%
353 Certification/Licensing Fees	-	0.00%
Subtotal:	\$ 38,544	26.35%

LEA 111 - Asheville City Schools

PRC 073 - School Connectivity

Fiscal Year 2018-2019 District Expenditures by LEA and Object Code as of 6/30/2019

Object Category/Object Code Description	Annual Expenditures	%
Supplies & Materials		
411 Supplies and Materials	\$ -	0.00%
412M State Textbooks (MFR Data Source)	-	0.00%
413 Other Textbooks	-	0.00%
414 Library Books (Regular & Replacement)	-	0.00%
415 Community College/University Textbooks	-	0.00%
418 Computer Software and Supplies	-	0.00%
421 Fuel for Facilities	-	0.00%
422 Repair Parts, Materials & Labor, Grease, and Anti-Freeze	-	0.00%
423 Gas/Diesel Fuel	-	0.00%
424 Oil	-	0.00%
425 Tires and Tubes	-	0.00%
451 Food Purchase	-	0.00%
453 Food Processing Supplies	-	0.00%
454 Inventory Loss	-	0.00%
459 Other Food Purchases	-	0.00%
461 Furniture and Equipment - Inventoried	-	0.00%
462 Computer Equipment - Inventoried	77,863	53.23%
471 Sales and Use Tax Expense	-	0.00%
472 Sales and Use Tax Refund	-	0.00%
Subtotal:	\$ 77,863	53.23%
Capital Outlay		
522 General Contract	-	0.00%
529 Miscellaneous Contracts & Other	-	0.00%
541 Purchase of Furniture & Equipment - Capitalized	-	0.00%
542 Purchase of Computer Hardware - Capitalized	29,880	20.43%
551 Purchase of Vehicles	-	0.00%
552 License and Title Fees	-	0.00%
Subtotal:	\$ 29,880	20.43%
Other		
361 Membership Dues and Fees	\$ -	0.00%
362 Bank Service Fees	-	0.00%
363 Assessments/Penalties	-	0.00%
371 Liability Insurance	-	0.00%
372 Vehicle Liability Insurance	-	0.00%
373 Property Insurance	-	0.00%
375 Fidelity Bond Premium	-	0.00%
378 Scholastic Accident Insurance	-	0.00%
379 Other Insurance & Judgments	-	0.00%
715 Transfers to Multiple Enterprise Fund	\$ -	0.00%
Subtotal:	\$ -	0.00%
Grand Total:	\$ 146,287	100.00%

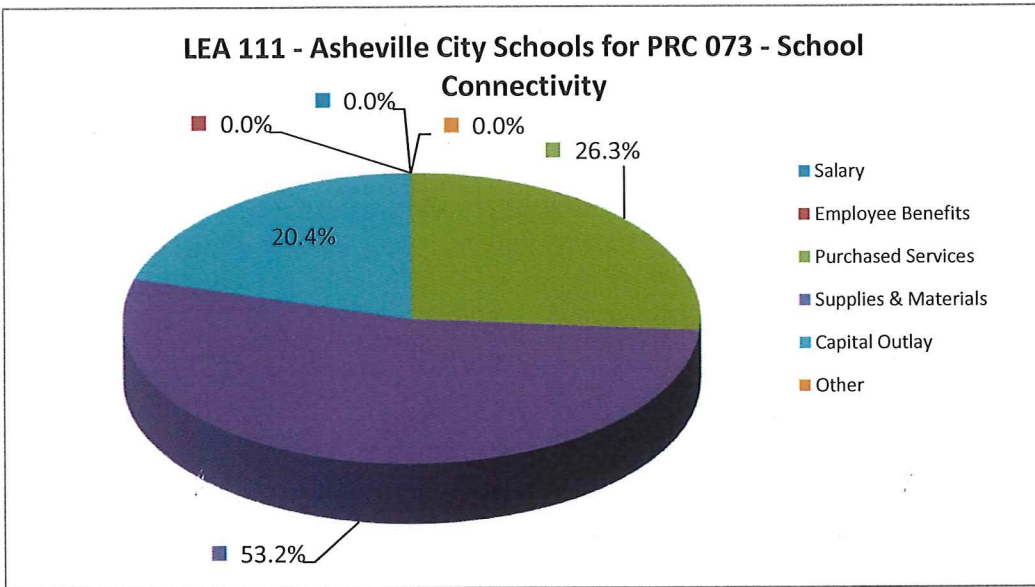
LEA 111 - Asheville City Schools

PRC 073 - School Connectivity

Fiscal Year 2018-2019 District Expenditures by LEA and Object Code as of 6/30/2019

Object Category/Object Code Description	Annual Expenditures	%
---	---------------------	---

Note: Objects Codes with "M" indicator (412M and 413M) signifies the amounts sourced from MFR report



LEA 111 - Asheville City Schools

PRC 085 - mClass Reading 3D

Fiscal Year 2018-2019 District Expenditures by LEA and Object Code as of 6/30/2019

Object Category/Object Code Description		Annual Expenditures	%
Salary			
111	Superintendent	\$ -	0.00%
112	Associate & Deputy Superintendent	-	0.00%
113	Director and/or Supervisor	-	0.00%
114	Principal/Headmaster	-	0.00%
115	Finance Officer	-	0.00%
116	Assistant Principal (Non-teaching)	-	0.00%
117	Other Assistant Principal Assignment	-	0.00%
118	Assistant Superintendent	-	0.00%
121	Teacher	-	0.00%
122	Interim Teacher – (Paid at Non-certified Rate)	-	0.00%
123	JROTC Teacher	-	0.00%
124	Foreign Exchange (VIF)	-	0.00%
125	New Teacher Orientation	-	0.00%
126	Extended Contracts	-	0.00%
127	Master Teacher	-	0.00%
129_1	Above the Scale Salary (SBA)	-	0.00%
129_2	Above the Scale Salary (Other than SBA)	-	0.00%
131	Instructional Support I - Regular Teacher Pay Scale	-	0.00%
132	Instructional Support II - Advanced Pay Scale	-	0.00%
133	Psychologists	-	0.00%
134	Teacher Mentor	-	0.00%
135	Instructional Facilitators	-	0.00%
141	Teacher Assistant - Other	-	0.00%
142	Teacher Assistant - NCLB	-	0.00%
143	Tutor (Within the instructional day)	-	0.00%
144	Interpreter/Brailist/Translator/Education Interpreter	-	0.00%
145	Therapist	-	0.00%
146	Specialist (School-Based)	-	0.00%
147	Monitor	-	0.00%
148	Non-Certified Instructor	-	0.00%
149	School Resource Officer	-	0.00%
151	Office Support	-	0.00%
152	Technician	-	0.00%
153	Administrative Specialist (Central Support)	-	0.00%
162	Substitute Pay - Regular Teacher Absence	-	0.00%
163	Substitute Pay - Staff Development Absence	-	0.00%
164	Substitute Pay - Full-Time Non-Certified	-	0.00%
165	Substitute Pay - Non-Teaching	-	0.00%
166	Teacher Assistant Pay - Staff Development	-	0.00%
167	Teacher Assistant Pay - Regular Absence	-	0.00%
171	Driver	-	0.00%
172	Driver Overtime	-	0.00%
173	Custodian	-	0.00%
174	Cafeteria Workers	-	0.00%
175	Skilled Trades	-	0.00%
176	Manager	-	0.00%
177	Work Study Student	-	0.00%
178	Day Care/Before/After School Care Staff	-	0.00%
181	Supplementary Pay	-	0.00%
180	Bonus Pay (Not Subject to Retirement)	-	0.00%
182	Employee Allowances Taxable	-	0.00%
183	Bonus Pay (Subject to Retirement)	-	0.00%

LEA 111 - Asheville City Schools

PRC 085 - mClass Reading 3D

Fiscal Year 2018-2019 District Expenditures by LEA and Object Code as of 6/30/2019

Object Category/Object Code Description	Annual Expenditures	%
187 Salary Differential (Military, Local, ...)	-	0.00%
191 Curriculum Development Pay	-	0.00%
192 Additional Responsibility Stipend	-	0.00%
193 Mentor Pay Stipend	-	0.00%
194 State-Designated Stipend	-	0.00%
196 Staff Development Participant Pay	-	0.00%
197 Staff Development Instructor	-	0.00%
198 Tutorial Pay	-	0.00%
199 Overtime Pay	-	0.00%
Subtotal:	\$ -	0.00%
Employee Benefits		
211 Employer's Social Security - Regular	\$ -	0.00%
221 Employer's Retirement - Regular	-	0.00%
229 Other Retirement Cost	-	0.00%
231 Employer's Hospitalization Insurance	-	0.00%
232 Employer's Workers' Comp Insurance Cost	-	0.00%
233 Employer's Unemployment Insurance Cost	-	0.00%
234 Employer's Dental Insurance Cost	-	0.00%
235 Employer's Life Insurance Cost	-	0.00%
184 Longevity Pay	-	0.00%
185 Bonus Leave Payoff	-	0.00%
186 Short Term Disability Pay - Beyond Six Months	-	0.00%
188 Annual Leave Pay	-	0.00%
189 Short Term Disability Pay - First Six Months	-	0.00%
Subtotal:	\$ -	0.00%
Purchased Services		
311 Contracted Services	\$ -	0.00%
312 Workshop Expenses/Allowable Travel	-	0.00%
313 Advertising Cost	-	0.00%
314 Printing and Binding Fees	-	0.00%
315 Reproduction Costs	-	0.00%
316 Commercial Driver's License Medical Exam Expenses	-	0.00%
317 Psychological Contract Services	-	0.00%
318 Speech and Language Contracted Services	-	0.00%
319 Other Professional/Technical Services	-	0.00%
321 Public Utilities - Electric Services	-	0.00%
322 Public Utilities - Natural Gas	-	0.00%
323 Public Utilities - Water/Sewer	-	0.00%
324 Waste Management	-	0.00%
325 Contracted Repairs - Land/Bldg	-	0.00%
326 Contracted Repairs - Equipment	-	0.00%
327 Rentals/Leases	-	0.00%
331 Pupil Transportation - Contracted	-	0.00%
332 Travel Reimbursement	-	0.00%
333 Field Trips	-	0.00%
341 Telephone	-	0.00%
342 Postage	-	0.00%
343 Telecommunications Services	-	0.00%
344 Mobile Communication Costs	-	0.00%
351 Tuition Reimbursements	-	0.00%
352 Employee Education Reimbursement	-	0.00%
353 Certification/Licensing Fees	-	0.00%
Subtotal:	\$ -	0.00%

LEA 111 - Asheville City Schools

PRC 085 - mClass Reading 3D

Fiscal Year 2018-2019 District Expenditures by LEA and Object Code as of 6/30/2019

Object Category/Object Code Description		Annual Expenditures	%
Supplies & Materials			
411	Supplies and Materials	\$ -	0.00%
412M	State Textbooks (MFR Data Source)	-	0.00%
413	Other Textbooks	-	0.00%
414	Library Books (Regular & Replacement)	-	0.00%
415	Community College/University Textbooks	-	0.00%
418	Computer Software and Supplies	-	0.00%
421	Fuel for Facilities	-	0.00%
422	Repair Parts, Materials & Labor, Grease, and Anti-Freeze	-	0.00%
423	Gas/Diesel Fuel	-	0.00%
424	Oil	-	0.00%
425	Tires and Tubes	-	0.00%
451	Food Purchase	-	0.00%
453	Food Processing Supplies	-	0.00%
454	Inventory Loss	-	0.00%
459	Other Food Purchases	-	0.00%
461	Furniture and Equipment - Inventoried	-	0.00%
462	Computer Equipment - Inventoried	7,025	100.00%
471	Sales and Use Tax Expense	-	0.00%
472	Sales and Use Tax Refund	-	0.00%
Subtotal:		\$ 7,025	100.00%
Capital Outlay			
522	General Contract	-	0.00%
529	Miscellaneous Contracts & Other	-	0.00%
541	Purchase of Furniture & Equipment - Capitalized	-	0.00%
542	Purchase of Computer Hardware - Capitalized	-	0.00%
551	Purchase of Vehicles	-	0.00%
552	License and Title Fees	-	0.00%
Subtotal:		\$ -	0.00%
Other			
361	Membership Dues and Fees	\$ -	0.00%
362	Bank Service Fees	-	0.00%
363	Assessments/Penalties	-	0.00%
371	Liability Insurance	-	0.00%
372	Vehicle Liability Insurance	-	0.00%
373	Property Insurance	-	0.00%
375	Fidelity Bond Premium	-	0.00%
378	Scholastic Accident Insurance	-	0.00%
379	Other Insurance & Judgments	-	0.00%
715	Transfers to Multiple Enterprise Fund	\$ -	0.00%
Subtotal:		\$ -	0.00%
Grand Total:		\$ 7,025	100.00%

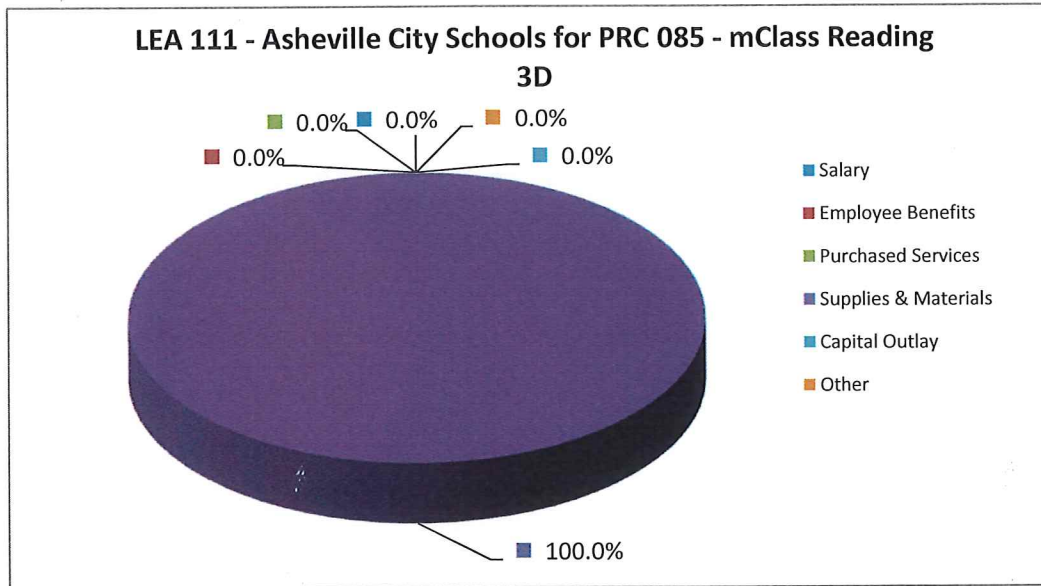
LEA 111 - Asheville City Schools

PRC 085 - mClass Reading 3D

Fiscal Year 2018-2019 District Expenditures by LEA and Object Code as of 6/30/2019

Object Category/Object Code Description	Annual Expenditures	%
---	---------------------	---

Note: Objects Codes with "M" indicator (412M and 413M) signifies the amounts sourced from MFR report



LEA 111 - Asheville City Schools

PRC 131 - Textbooks and Digital Resources (State Fund 1)

Fiscal Year 2018-2019 District Expenditures by LEA and Object Code as of 6/30/2019

Object Category/Object Code Description	Annual Expenditures	%
Salary		
111 Superintendent	\$ -	0.00%
112 Associate & Deputy Superintendent	-	0.00%
113 Director and/or Supervisor	-	0.00%
114 Principal/Headmaster	-	0.00%
115 Finance Officer	-	0.00%
116 Assistant Principal (Non-teaching)	-	0.00%
117 Other Assistant Principal Assignment	-	0.00%
118 Assistant Superintendent	-	0.00%
121 Teacher	-	0.00%
122 Interim Teacher – (Paid at Non-certified Rate)	-	0.00%
123 JROTC Teacher	-	0.00%
124 Foreign Exchange (VIF)	-	0.00%
125 New Teacher Orientation	-	0.00%
126 Extended Contracts	-	0.00%
127 Master Teacher	-	0.00%
129_1 Above the Scale Salary (SBA)	-	0.00%
129_2 Above the Scale Salary (Other than SBA)	-	0.00%
131 Instructional Support I - Regular Teacher Pay Scale	-	0.00%
132 Instructional Support II - Advanced Pay Scale	-	0.00%
133 Psychologists	-	0.00%
134 Teacher Mentor	-	0.00%
135 Instructional Facilitators	-	0.00%
141 Teacher Assistant - Other	-	0.00%
142 Teacher Assistant - NCLB	-	0.00%
143 Tutor (Within the instructional day)	-	0.00%
144 Interpreter/Brailist/Translator/Education Interpreter	-	0.00%
145 Therapist	-	0.00%
146 Specialist (School-Based)	-	0.00%
147 Monitor	-	0.00%
148 Non-Certified Instructor	-	0.00%
149 School Resource Officer	-	0.00%
151 Office Support	-	0.00%
152 Technician	-	0.00%
153 Administrative Specialist (Central Support)	-	0.00%
162 Substitute Pay - Regular Teacher Absence	-	0.00%
163 Substitute Pay - Staff Development Absence	-	0.00%
164 Substitute Pay - Full-Time Non-Certified	-	0.00%
165 Substitute Pay - Non-Teaching	-	0.00%
166 Teacher Assistant Pay - Staff Development	-	0.00%
167 Teacher Assistant Pay - Regular Absence	-	0.00%
171 Driver	-	0.00%
172 Driver Overtime	-	0.00%
173 Custodian	-	0.00%
174 Cafeteria Workers	-	0.00%
175 Skilled Trades	-	0.00%
176 Manager	-	0.00%
177 Work Study Student	-	0.00%
178 Day Care/Before/After School Care Staff	-	0.00%
181 Supplementary Pay	-	0.00%
180 Bonus Pay (Not Subject to Retirement)	-	0.00%
182 Employee Allowances Taxable	-	0.00%
183 Bonus Pay (Subject to Retirement)	-	0.00%

LEA 111 - Asheville City Schools

PRC 131 - Textbooks and Digital Resources (State Fund 1)

Fiscal Year 2018-2019 District Expenditures by LEA and Object Code as of 6/30/2019

Object Category/Object Code Description	Annual Expenditures	%
187 Salary Differential (Military, Local, ...)	-	0.00%
191 Curriculum Development Pay	-	0.00%
192 Additional Responsibility Stipend	-	0.00%
193 Mentor Pay Stipend	-	0.00%
194 State-Designated Stipend	-	0.00%
196 Staff Development Participant Pay	-	0.00%
197 Staff Development Instructor	-	0.00%
198 Tutorial Pay	-	0.00%
199 Overtime Pay	-	0.00%
Subtotal:	\$ -	0.00%
Employee Benefits		
211 Employer's Social Security - Regular	\$ -	0.00%
221 Employer's Retirement - Regular	-	0.00%
229 Other Retirement Cost	-	0.00%
231 Employer's Hospitalization Insurance	-	0.00%
232 Employer's Workers' Comp Insurance Cost	-	0.00%
233 Employer's Unemployment Insurance Cost	-	0.00%
234 Employer's Dental Insurance Cost	-	0.00%
235 Employer's Life Insurance Cost	-	0.00%
184 Longevity Pay	-	0.00%
185 Bonus Leave Payoff	-	0.00%
186 Short Term Disability Pay - Beyond Six Months	-	0.00%
188 Annual Leave Pay	-	0.00%
189 Short Term Disability Pay - First Six Months	-	0.00%
Subtotal:	\$ -	0.00%
Purchased Services		
311 Contracted Services	\$ -	0.00%
312 Workshop Expenses/Allowable Travel	-	0.00%
313 Advertising Cost	-	0.00%
314 Printing and Binding Fees	-	0.00%
315 Reproduction Costs	-	0.00%
316 Commercial Driver's License Medical Exam Expenses	-	0.00%
317 Psychological Contract Services	-	0.00%
318 Speech and Language Contracted Services	-	0.00%
319 Other Professional/Technical Services	-	0.00%
321 Public Utilities - Electric Services	-	0.00%
322 Public Utilities - Natural Gas	-	0.00%
323 Public Utilities - Water/Sewer	-	0.00%
324 Waste Management	-	0.00%
325 Contracted Repairs - Land/Bldg	-	0.00%
326 Contracted Repairs - Equipment	-	0.00%
327 Rentals/Leases	-	0.00%
331 Pupil Transportation - Contracted	-	0.00%
332 Travel Reimbursement	-	0.00%
333 Field Trips	-	0.00%
341 Telephone	-	0.00%
342 Postage	-	0.00%
343 Telecommunications Services	-	0.00%
344 Mobile Communication Costs	-	0.00%
351 Tuition Reimbursements	-	0.00%
352 Employee Education Reimbursement	-	0.00%
353 Certification/Licensing Fees	-	0.00%
Subtotal:	\$ -	0.00%

LEA 111 - Asheville City Schools

PRC 131 - Textbooks and Digital Resources (State Fund 1)

Fiscal Year 2018-2019 District Expenditures by LEA and Object Code as of 6/30/2019

Object Category/Object Code Description	Annual Expenditures	%
Supplies & Materials		
411 Supplies and Materials	\$ 7,839	5.58%
412M State Textbooks (MFR Data Source)	-	0.00%
413 Other Textbooks	132,542	94.42%
414 Library Books (Regular & Replacement)	-	0.00%
415 Community College/University Textbooks	-	0.00%
418 Computer Software and Supplies	-	0.00%
421 Fuel for Facilities	-	0.00%
422 Repair Parts, Materials & Labor, Grease, and Anti-Freeze	-	0.00%
423 Gas/Diesel Fuel	-	0.00%
424 Oil	-	0.00%
425 Tires and Tubes	-	0.00%
451 Food Purchase	-	0.00%
453 Food Processing Supplies	-	0.00%
454 Inventory Loss	-	0.00%
459 Other Food Purchases	-	0.00%
461 Furniture and Equipment - Inventoried	-	0.00%
462 Computer Equipment - Inventoried	-	0.00%
471 Sales and Use Tax Expense	-	0.00%
472 Sales and Use Tax Refund	-	0.00%
Subtotal:	\$ 140,380	100.00%
Capital Outlay		
522 General Contract	-	0.00%
529 Miscellaneous Contracts & Other	-	0.00%
541 Purchase of Furniture & Equipment - Capitalized	-	0.00%
542 Purchase of Computer Hardware - Capitalized	-	0.00%
551 Purchase of Vehicles	-	0.00%
552 License and Title Fees	-	0.00%
Subtotal:	\$ -	0.00%
Other		
361 Membership Dues and Fees	\$ -	0.00%
362 Bank Service Fees	-	0.00%
363 Assessments/Penalties	-	0.00%
371 Liability Insurance	-	0.00%
372 Vehicle Liability Insurance	-	0.00%
373 Property Insurance	-	0.00%
375 Fidelity Bond Premium	-	0.00%
378 Scholastic Accident Insurance	-	0.00%
379 Other Insurance & Judgments	-	0.00%
715 Transfers to Multiple Enterprise Fund	\$ -	0.00%
Subtotal:	\$ -	0.00%
Grand Total:	\$ 140,380	100.00%

LEA 111 - Asheville City Schools

PRC 131 - Textbooks and Digital Resources (State Fund 1)

Fiscal Year 2018-2019 District Expenditures by LEA and Object Code as of 6/30/2019

Object Category/Object Code Description	Annual Expenditures	%
---	---------------------	---

Note: Objects Codes with "M" indicator (412M and 413M) signifies the amounts sourced from MFR report

