

**LEA 111 - Asheville City Schools**

**PRC 001 - Classroom Teachers**

**Fiscal Year 2018-2019 District Expenditures by LEA and Object Code as of 6/30/2019**

Object Category/Object Code Description		Annual Expenditures	%
<b>Salary</b>			
111	Superintendent	\$ -	0.00%
112	Associate & Deputy Superintendent	-	0.00%
113	Director and/or Supervisor	-	0.00%
114	Principal/Headmaster	-	0.00%
115	Finance Officer	-	0.00%
116	Assistant Principal (Non-teaching)	-	0.00%
117	Other Assistant Principal Assignment	-	0.00%
118	Assistant Superintendent	-	0.00%
121	Teacher	10,530,194	72.40%
122	Interim Teacher – (Paid at Non-certified Rate)	-	0.00%
123	JROTC Teacher	52,796	0.36%
124	Foreign Exchange (VIF)	-	0.00%
125	New Teacher Orientation	6,128	0.04%
126	Extended Contracts	-	0.00%
127	Master Teacher	-	0.00%
129_1	Above the Scale Salary (SBA)	-	0.00%
129_2	Above the Scale Salary (Other than SBA)	1,798	0.01%
131	Instructional Support I - Regular Teacher Pay Scale	-	0.00%
132	Instructional Support II - Advanced Pay Scale	-	0.00%
133	Psychologists	-	0.00%
134	Teacher Mentor	-	0.00%
135	Instructional Facilitators	-	0.00%
141	Teacher Assistant - Other	-	0.00%
142	Teacher Assistant - NCLB	-	0.00%
143	Tutor (Within the instructional day)	-	0.00%
144	Interpreter/Brailist/Translator/Education Interpreter	-	0.00%
145	Therapist	-	0.00%
146	Specialist (School-Based)	-	0.00%
147	Monitor	-	0.00%
148	Non-Certified Instructor	-	0.00%
149	School Resource Officer	-	0.00%
151	Office Support	-	0.00%
152	Technician	-	0.00%
153	Administrative Specialist (Central Support)	-	0.00%
162	Substitute Pay - Regular Teacher Absence	-	0.00%
163	Substitute Pay - Staff Development Absence	-	0.00%
164	Substitute Pay - Full-Time Non-Certified	-	0.00%
165	Substitute Pay - Non-Teaching	-	0.00%
166	Teacher Assistant Pay - Staff Development	-	0.00%
167	Teacher Assistant Pay - Regular Absence	-	0.00%
171	Driver	-	0.00%
172	Driver Overtime	-	0.00%
173	Custodian	-	0.00%
174	Cafeteria Workers	-	0.00%
175	Skilled Trades	-	0.00%
176	Manager	-	0.00%
177	Work Study Student	-	0.00%
178	Day Care/Before/After School Care Staff	-	0.00%
181	Supplementary Pay	-	0.00%
180	Bonus Pay (Not Subject to Retirement)	-	0.00%
182	Employee Allowances Taxable	-	0.00%
183	Bonus Pay (Subject to Retirement)	-	0.00%

**LEA 111 - Asheville City Schools**

**PRC 001 - Classroom Teachers**

**Fiscal Year 2018-2019 District Expenditures by LEA and Object Code as of 6/30/2019**

Object Category/Object Code Description	Annual Expenditures	%
187 Salary Differential (Military, Local, ...)	-	0.00%
191 Curriculum Development Pay	-	0.00%
192 Additional Responsibility Stipend	-	0.00%
193 Mentor Pay Stipend	-	0.00%
194 State-Designated Stipend	-	0.00%
196 Staff Development Participant Pay	-	0.00%
197 Staff Development Instructor	-	0.00%
198 Tutorial Pay	-	0.00%
199 Overtime Pay	-	0.00%
<b>Subtotal:</b>	<b>\$ 10,590,916</b>	<b>72.81%</b>
<b>Employee Benefits</b>		
211 Employer's Social Security - Regular	\$ 763,654	5.25%
221 Employer's Retirement - Regular	1,996,003	13.72%
229 Other Retirement Cost	-	0.00%
231 Employer's Hospitalization Insurance	1,194,633	8.21%
232 Employer's Workers' Comp Insurance Cost	-	0.00%
233 Employer's Unemployment Insurance Cost	-	0.00%
234 Employer's Dental Insurance Cost	-	0.00%
235 Employer's Life Insurance Cost	-	0.00%
184 Longevity Pay	-	0.00%
185 Bonus Leave Payoff	-	0.00%
186 Short Term Disability Pay - Beyond Six Months	-	0.00%
188 Annual Leave Pay	-	0.00%
189 Short Term Disability Pay - First Six Months	-	0.00%
<b>Subtotal:</b>	<b>\$ 3,954,290</b>	<b>27.19%</b>
<b>Purchased Services</b>		
311 Contracted Services	\$ -	0.00%
312 Workshop Expenses/Allowable Travel	-	0.00%
313 Advertising Cost	-	0.00%
314 Printing and Binding Fees	-	0.00%
315 Reproduction Costs	-	0.00%
316 Commercial Driver's License Medical Exam Expenses	-	0.00%
317 Psychological Contract Services	-	0.00%
318 Speech and Language Contracted Services	-	0.00%
319 Other Professional/Technical Services	-	0.00%
321 Public Utilities - Electric Services	-	0.00%
322 Public Utilities - Natural Gas	-	0.00%
323 Public Utilities - Water/Sewer	-	0.00%
324 Waste Management	-	0.00%
325 Contracted Repairs - Land/Bldg	-	0.00%
326 Contracted Repairs - Equipment	-	0.00%
327 Rentals/Leases	-	0.00%
331 Pupil Transportation - Contracted	-	0.00%
332 Travel Reimbursement	-	0.00%
333 Field Trips	-	0.00%
341 Telephone	-	0.00%
342 Postage	-	0.00%
343 Telecommunications Services	-	0.00%
344 Mobile Communication Costs	-	0.00%
351 Tuition Reimbursements	-	0.00%
352 Employee Education Reimbursement	-	0.00%
353 Certification/Licensing Fees	-	0.00%
<b>Subtotal:</b>	<b>\$ -</b>	<b>0.00%</b>

**LEA 111 - Asheville City Schools****PRC 001 - Classroom Teachers**

Fiscal Year 2018-2019 District Expenditures by LEA and Object Code as of 6/30/2019

Object Category/Object Code Description		Annual Expenditures	%
<b>Supplies &amp; Materials</b>			
411	Supplies and Materials	\$ -	0.00%
412M	State Textbooks (MFR Data Source)	-	0.00%
413	Other Textbooks	-	0.00%
414	Library Books (Regular & Replacement)	-	0.00%
415	Community College/University Textbooks	-	0.00%
418	Computer Software and Supplies	-	0.00%
421	Fuel for Facilities	-	0.00%
422	Repair Parts, Materials & Labor, Grease, and Anti-Freeze	-	0.00%
423	Gas/Diesel Fuel	-	0.00%
424	Oil	-	0.00%
425	Tires and Tubes	-	0.00%
451	Food Purchase	-	0.00%
453	Food Processing Supplies	-	0.00%
454	Inventory Loss	-	0.00%
459	Other Food Purchases	-	0.00%
461	Furniture and Equipment - Inventoried	-	0.00%
462	Computer Equipment - Inventoried	-	0.00%
471	Sales and Use Tax Expense	-	0.00%
472	Sales and Use Tax Refund	-	0.00%
<b>Subtotal:</b>		<b>\$ -</b>	<b>0.00%</b>
<b>Capital Outlay</b>			
522	General Contract	-	0.00%
529	Miscellaneous Contracts & Other	-	0.00%
541	Purchase of Furniture & Equipment - Capitalized	-	0.00%
542	Purchase of Computer Hardware - Capitalized	-	0.00%
551	Purchase of Vehicles	-	0.00%
552	License and Title Fees	-	0.00%
<b>Subtotal:</b>		<b>\$ -</b>	<b>0.00%</b>
<b>Other</b>			
361	Membership Dues and Fees	\$ -	0.00%
362	Bank Service Fees	-	0.00%
363	Assessments/Penalties	-	0.00%
371	Liability Insurance	-	0.00%
372	Vehicle Liability Insurance	-	0.00%
373	Property Insurance	-	0.00%
375	Fidelity Bond Premium	-	0.00%
378	Scholastic Accident Insurance	-	0.00%
379	Other Insurance & Judgments	-	0.00%
715	Transfers to Multiple Enterprise Fund	\$ -	0.00%
<b>Subtotal:</b>		<b>\$ -</b>	<b>0.00%</b>
<b>Grand Total:</b>		<b>\$ 14,545,206</b>	<b>100.00%</b>

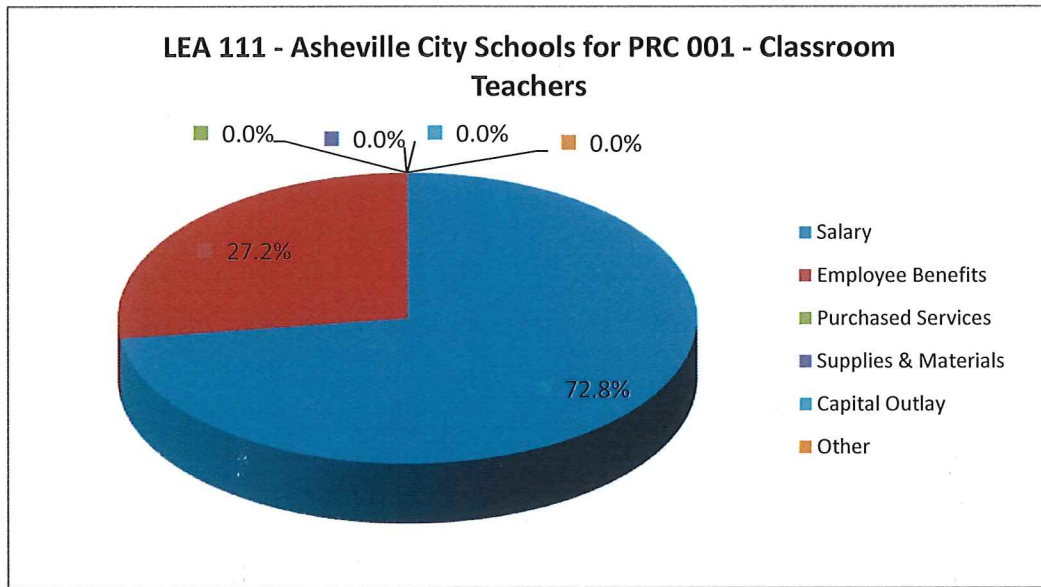
## LEA 111 - Asheville City Schools

### PRC 001 - Classroom Teachers

Fiscal Year 2018-2019 District Expenditures by LEA and Object Code as of 6/30/2019

Object Category/Object Code Description	Annual Expenditures	%
---	---------------------	---

*Note: Objects Codes with "M" indicator (412M and 413M) signifies the amounts sourced from MFR report*





**LEA 111 - Asheville City Schools**

**PRC 002 - Central Office Administration**

**Fiscal Year 2018-2019 District Expenditures by LEA and Object Code as of 6/30/2019**

Object Category/Object Code Description		Annual Expenditures	%
<b>Salary</b>			
111	Superintendent	\$ 122,484	25.83%
112	Associate & Deputy Superintendent	-	0.00%
113	Director and/or Supervisor	168,288	35.49%
114	Principal/Headmaster	-	0.00%
115	Finance Officer	66,659	14.06%
116	Assistant Principal (Non-teaching)	-	0.00%
117	Other Assistant Principal Assignment	-	0.00%
118	Assistant Superintendent	-	0.00%
121	Teacher	-	0.00%
122	Interim Teacher – (Paid at Non-certified Rate)	-	0.00%
123	JROTC Teacher	-	0.00%
124	Foreign Exchange (VIF)	-	0.00%
125	New Teacher Orientation	-	0.00%
126	Extended Contracts	-	0.00%
127	Master Teacher	-	0.00%
129_1	Above the Scale Salary (SBA)	-	0.00%
129_2	Above the Scale Salary (Other than SBA)	-	0.00%
131	Instructional Support I - Regular Teacher Pay Scale	-	0.00%
132	Instructional Support II - Advanced Pay Scale	-	0.00%
133	Psychologists	-	0.00%
134	Teacher Mentor	-	0.00%
135	Instructional Facilitators	-	0.00%
141	Teacher Assistant - Other	-	0.00%
142	Teacher Assistant - NCLB	-	0.00%
143	Tutor (Within the instructional day)	-	0.00%
144	Interpreter/Brailist/Translator/Education Interpreter	-	0.00%
145	Therapist	-	0.00%
146	Specialist (School-Based)	-	0.00%
147	Monitor	-	0.00%
148	Non-Certified Instructor	-	0.00%
149	School Resource Officer	-	0.00%
151	Office Support	-	0.00%
152	Technician	-	0.00%
153	Administrative Specialist (Central Support)	-	0.00%
162	Substitute Pay - Regular Teacher Absence	-	0.00%
163	Substitute Pay - Staff Development Absence	-	0.00%
164	Substitute Pay - Full-Time Non-Certified	-	0.00%
165	Substitute Pay - Non-Teaching	-	0.00%
166	Teacher Assistant Pay - Staff Development	-	0.00%
167	Teacher Assistant Pay - Regular Absence	-	0.00%
171	Driver	-	0.00%
172	Driver Overtime	-	0.00%
173	Custodian	-	0.00%
174	Cafeteria Workers	-	0.00%
175	Skilled Trades	-	0.00%
176	Manager	-	0.00%
177	Work Study Student	-	0.00%
178	Day Care/Before/After School Care Staff	-	0.00%
181	Supplementary Pay	-	0.00%
180	Bonus Pay (Not Subject to Retirement)	-	0.00%
182	Employee Allowances Taxable	-	0.00%
183	Bonus Pay (Subject to Retirement)	-	0.00%

**LEA 111 - Asheville City Schools**

**PRC 002 - Central Office Administration**

**Fiscal Year 2018-2019 District Expenditures by LEA and Object Code as of 6/30/2019**

Object Category/Object Code Description	Annual Expenditures	%
187 Salary Differential (Military, Local, ...)	-	0.00%
191 Curriculum Development Pay	-	0.00%
192 Additional Responsibility Stipend	-	0.00%
193 Mentor Pay Stipend	-	0.00%
194 State-Designated Stipend	-	0.00%
196 Staff Development Participant Pay	-	0.00%
197 Staff Development Instructor	-	0.00%
198 Tutorial Pay	-	0.00%
199 Overtime Pay	-	0.00%
<b>Subtotal:</b>	<b>\$ 357,431</b>	<b>75.37%</b>
<b>Employee Benefits</b>		
211 Employer's Social Security - Regular	\$ 24,401	5.15%
221 Employer's Retirement - Regular	67,412	14.22%
229 Other Retirement Cost	-	0.00%
231 Employer's Hospitalization Insurance	24,966	5.26%
232 Employer's Workers' Comp Insurance Cost	-	0.00%
233 Employer's Unemployment Insurance Cost	-	0.00%
234 Employer's Dental Insurance Cost	-	0.00%
235 Employer's Life Insurance Cost	-	0.00%
184 Longevity Pay	-	0.00%
185 Bonus Leave Payoff	-	0.00%
186 Short Term Disability Pay - Beyond Six Months	-	0.00%
188 Annual Leave Pay	-	0.00%
189 Short Term Disability Pay - First Six Months	-	0.00%
<b>Subtotal:</b>	<b>\$ 116,778</b>	<b>24.63%</b>
<b>Purchased Services</b>		
311 Contracted Services	\$ -	0.00%
312 Workshop Expenses/Allowable Travel	-	0.00%
313 Advertising Cost	-	0.00%
314 Printing and Binding Fees	-	0.00%
315 Reproduction Costs	-	0.00%
316 Commercial Driver's License Medical Exam Expenses	-	0.00%
317 Psychological Contract Services	-	0.00%
318 Speech and Language Contracted Services	-	0.00%
319 Other Professional/Technical Services	-	0.00%
321 Public Utilities - Electric Services	-	0.00%
322 Public Utilities - Natural Gas	-	0.00%
323 Public Utilities - Water/Sewer	-	0.00%
324 Waste Management	-	0.00%
325 Contracted Repairs - Land/Bldg	-	0.00%
326 Contracted Repairs - Equipment	-	0.00%
327 Rentals/Leases	-	0.00%
331 Pupil Transportation - Contracted	-	0.00%
332 Travel Reimbursement	-	0.00%
333 Field Trips	-	0.00%
341 Telephone	-	0.00%
342 Postage	-	0.00%
343 Telecommunications Services	-	0.00%
344 Mobile Communication Costs	-	0.00%
351 Tuition Reimbursements	-	0.00%
352 Employee Education Reimbursement	-	0.00%
353 Certification/Licensing Fees	-	0.00%
<b>Subtotal:</b>	<b>\$ -</b>	<b>0.00%</b>

**LEA 111 - Asheville City Schools**

**PRC 002 - Central Office Administration**

**Fiscal Year 2018-2019 District Expenditures by LEA and Object Code as of 6/30/2019**

Object Category/Object Code Description	Annual Expenditures	%
<b>Supplies &amp; Materials</b>		
411 Supplies and Materials	\$ -	0.00%
412M State Textbooks (MFR Data Source)	-	0.00%
413 Other Textbooks	-	0.00%
414 Library Books (Regular & Replacement)	-	0.00%
415 Community College/University Textbooks	-	0.00%
418 Computer Software and Supplies	-	0.00%
421 Fuel for Facilities	-	0.00%
422 Repair Parts, Materials & Labor, Grease, and Anti-Freeze	-	0.00%
423 Gas/Diesel Fuel	-	0.00%
424 Oil	-	0.00%
425 Tires and Tubes	-	0.00%
451 Food Purchase	-	0.00%
453 Food Processing Supplies	-	0.00%
454 Inventory Loss	-	0.00%
459 Other Food Purchases	-	0.00%
461 Furniture and Equipment - Inventoried	-	0.00%
462 Computer Equipment - Inventoried	-	0.00%
471 Sales and Use Tax Expense	-	0.00%
472 Sales and Use Tax Refund	-	0.00%
<b>Subtotal:</b>	<b>\$ -</b>	<b>0.00%</b>
<b>Capital Outlay</b>		
522 General Contract	-	0.00%
529 Miscellaneous Contracts & Other	-	0.00%
541 Purchase of Furniture & Equipment - Capitalized	-	0.00%
542 Purchase of Computer Hardware - Capitalized	-	0.00%
551 Purchase of Vehicles	-	0.00%
552 License and Title Fees	-	0.00%
<b>Subtotal:</b>	<b>\$ -</b>	<b>0.00%</b>
<b>Other</b>		
361 Membership Dues and Fees	\$ -	0.00%
362 Bank Service Fees	-	0.00%
363 Assessments/Penalties	-	0.00%
371 Liability Insurance	-	0.00%
372 Vehicle Liability Insurance	-	0.00%
373 Property Insurance	-	0.00%
375 Fidelity Bond Premium	-	0.00%
378 Scholastic Accident Insurance	-	0.00%
379 Other Insurance & Judgments	-	0.00%
715 Transfers to Multiple Enterprise Fund	\$ -	0.00%
<b>Subtotal:</b>	<b>\$ -</b>	<b>0.00%</b>
<b>Grand Total:</b>	<b>\$ 474,209</b>	<b>100.00%</b>

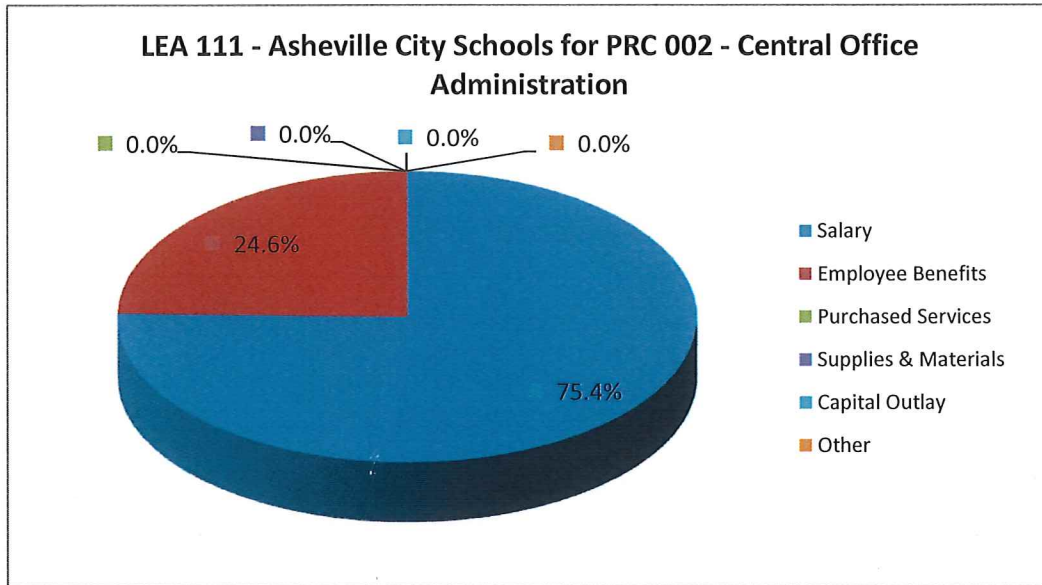
## LEA 111 - Asheville City Schools

### PRC 002 - Central Office Administration

Fiscal Year 2018-2019 District Expenditures by LEA and Object Code as of 6/30/2019

Object Category/Object Code Description	Annual Expenditures	%
---	---------------------	---

*Note: Objects Codes with "M" indicator (412M and 413M) signifies the amounts sourced from MFR report*





**LEA 111 - Asheville City Schools**

**PRC 003 - Non-Instructional Support Personnel**

**Fiscal Year 2018-2019 District Expenditures by LEA and Object Code as of 6/30/2019**

Object Category/Object Code Description	Annual Expenditures	%
<b>Salary</b>		
111 Superintendent	\$ -	0.00%
112 Associate & Deputy Superintendent	-	0.00%
113 Director and/or Supervisor	-	0.00%
114 Principal/Headmaster	-	0.00%
115 Finance Officer	-	0.00%
116 Assistant Principal (Non-teaching)	-	0.00%
117 Other Assistant Principal Assignment	-	0.00%
118 Assistant Superintendent	-	0.00%
121 Teacher	-	0.00%
122 Interim Teacher – (Paid at Non-certified Rate)	-	0.00%
123 JROTC Teacher	-	0.00%
124 Foreign Exchange (VIF)	-	0.00%
125 New Teacher Orientation	-	0.00%
126 Extended Contracts	-	0.00%
127 Master Teacher	-	0.00%
129_1 Above the Scale Salary (SBA)	-	0.00%
129_2 Above the Scale Salary (Other than SBA)	-	0.00%
131 Instructional Support I - Regular Teacher Pay Scale	-	0.00%
132 Instructional Support II - Advanced Pay Scale	-	0.00%
133 Psychologists	-	0.00%
134 Teacher Mentor	-	0.00%
135 Instructional Facilitators	-	0.00%
141 Teacher Assistant - Other	-	0.00%
142 Teacher Assistant - NCLB	-	0.00%
143 Tutor (Within the instructional day)	-	0.00%
144 Interpreter/Brailist/Translator/Education Interpreter	-	0.00%
145 Therapist	-	0.00%
146 Specialist (School-Based)	-	0.00%
147 Monitor	-	0.00%
148 Non-Certified Instructor	-	0.00%
149 School Resource Officer	-	0.00%
151 Office Support	447,969	36.37%
152 Technician	-	0.00%
153 Administrative Specialist (Central Support)	-	0.00%
162 Substitute Pay - Regular Teacher Absence	173,972	14.12%
163 Substitute Pay - Staff Development Absence	-	0.00%
164 Substitute Pay - Full-Time Non-Certified	-	0.00%
165 Substitute Pay - Non-Teaching	-	0.00%
166 Teacher Assistant Pay - Staff Development	-	0.00%
167 Teacher Assistant Pay - Regular Absence	-	0.00%
171 Driver	-	0.00%
172 Driver Overtime	-	0.00%
173 Custodian	273,398	22.19%
174 Cafeteria Workers	-	0.00%
175 Skilled Trades	-	0.00%
176 Manager	-	0.00%
177 Work Study Student	-	0.00%
178 Day Care/Before/After School Care Staff	-	0.00%
181 Supplementary Pay	-	0.00%
180 Bonus Pay (Not Subject to Retirement)	-	0.00%
182 Employee Allowances Taxable	-	0.00%
183 Bonus Pay (Subject to Retirement)	-	0.00%

**LEA 111 - Asheville City Schools****PRC 003 - Non-Instructional Support Personnel**

Fiscal Year 2018-2019 District Expenditures by LEA and Object Code as of 6/30/2019

Object Category/Object Code Description	Annual Expenditures	%
187 Salary Differential (Military, Local, ...)	-	0.00%
191 Curriculum Development Pay	-	0.00%
192 Additional Responsibility Stipend	-	0.00%
193 Mentor Pay Stipend	-	0.00%
194 State-Designated Stipend	-	0.00%
196 Staff Development Participant Pay	-	0.00%
197 Staff Development Instructor	-	0.00%
198 Tutorial Pay	-	0.00%
199 Overtime Pay	-	0.00%
<b>Subtotal:</b>	<b>\$ 895,339</b>	<b>72.68%</b>
<b>Employee Benefits</b>		
211 Employer's Social Security - Regular	\$ 66,633	5.41%
221 Employer's Retirement - Regular	140,455	11.40%
229 Other Retirement Cost	-	0.00%
231 Employer's Hospitalization Insurance	129,408	10.51%
232 Employer's Workers' Comp Insurance Cost	-	0.00%
233 Employer's Unemployment Insurance Cost	-	0.00%
234 Employer's Dental Insurance Cost	-	0.00%
235 Employer's Life Insurance Cost	-	0.00%
184 Longevity Pay	-	0.00%
185 Bonus Leave Payoff	-	0.00%
186 Short Term Disability Pay - Beyond Six Months	-	0.00%
188 Annual Leave Pay	-	0.00%
189 Short Term Disability Pay - First Six Months	-	0.00%
<b>Subtotal:</b>	<b>\$ 336,496</b>	<b>27.32%</b>
<b>Purchased Services</b>		
311 Contracted Services	\$ -	0.00%
312 Workshop Expenses/Allowable Travel	-	0.00%
313 Advertising Cost	-	0.00%
314 Printing and Binding Fees	-	0.00%
315 Reproduction Costs	-	0.00%
316 Commercial Driver's License Medical Exam Expenses	-	0.00%
317 Psychological Contract Services	-	0.00%
318 Speech and Language Contracted Services	-	0.00%
319 Other Professional/Technical Services	-	0.00%
321 Public Utilities - Electric Services	-	0.00%
322 Public Utilities - Natural Gas	-	0.00%
323 Public Utilities - Water/Sewer	-	0.00%
324 Waste Management	-	0.00%
325 Contracted Repairs - Land/Bldg	-	0.00%
326 Contracted Repairs - Equipment	-	0.00%
327 Rentals/Leases	-	0.00%
331 Pupil Transportation - Contracted	-	0.00%
332 Travel Reimbursement	-	0.00%
333 Field Trips	-	0.00%
341 Telephone	-	0.00%
342 Postage	-	0.00%
343 Telecommunications Services	-	0.00%
344 Mobile Communication Costs	-	0.00%
351 Tuition Reimbursements	-	0.00%
352 Employee Education Reimbursement	-	0.00%
353 Certification/Licensing Fees	-	0.00%
<b>Subtotal:</b>	<b>\$ -</b>	<b>0.00%</b>

**LEA 111 - Asheville City Schools**

**PRC 003 - Non-Instructional Support Personnel**

Fiscal Year 2018-2019 District Expenditures by LEA and Object Code as of 6/30/2019

Object Category/Object Code Description		Annual Expenditures	%
<b>Supplies &amp; Materials</b>			
411	Supplies and Materials	\$ -	0.00%
412M	State Textbooks (MFR Data Source)	-	0.00%
413	Other Textbooks	-	0.00%
414	Library Books (Regular & Replacement)	-	0.00%
415	Community College/University Textbooks	-	0.00%
418	Computer Software and Supplies	-	0.00%
421	Fuel for Facilities	-	0.00%
422	Repair Parts, Materials & Labor, Grease, and Anti-Freeze	-	0.00%
423	Gas/Diesel Fuel	-	0.00%
424	Oil	-	0.00%
425	Tires and Tubes	-	0.00%
451	Food Purchase	-	0.00%
453	Food Processing Supplies	-	0.00%
454	Inventory Loss	-	0.00%
459	Other Food Purchases	-	0.00%
461	Furniture and Equipment - Inventoried	-	0.00%
462	Computer Equipment - Inventoried	-	0.00%
471	Sales and Use Tax Expense	-	0.00%
472	Sales and Use Tax Refund	-	0.00%
<b>Subtotal:</b>		\$ -	0.00%
<b>Capital Outlay</b>			
522	General Contract	-	0.00%
529	Miscellaneous Contracts & Other	-	0.00%
541	Purchase of Furniture & Equipment - Capitalized	-	0.00%
542	Purchase of Computer Hardware - Capitalized	-	0.00%
551	Purchase of Vehicles	-	0.00%
552	License and Title Fees	-	0.00%
<b>Subtotal:</b>		\$ -	0.00%
<b>Other</b>			
361	Membership Dues and Fees	\$ -	0.00%
362	Bank Service Fees	-	0.00%
363	Assessments/Penalties	-	0.00%
371	Liability Insurance	-	0.00%
372	Vehicle Liability Insurance	-	0.00%
373	Property Insurance	-	0.00%
375	Fidelity Bond Premium	-	0.00%
378	Scholastic Accident Insurance	-	0.00%
379	Other Insurance & Judgments	-	0.00%
715	Transfers to Multiple Enterprise Fund	\$ -	0.00%
<b>Subtotal:</b>		\$ -	0.00%
<b>Grand Total:</b>		\$ 1,231,835	100.00%

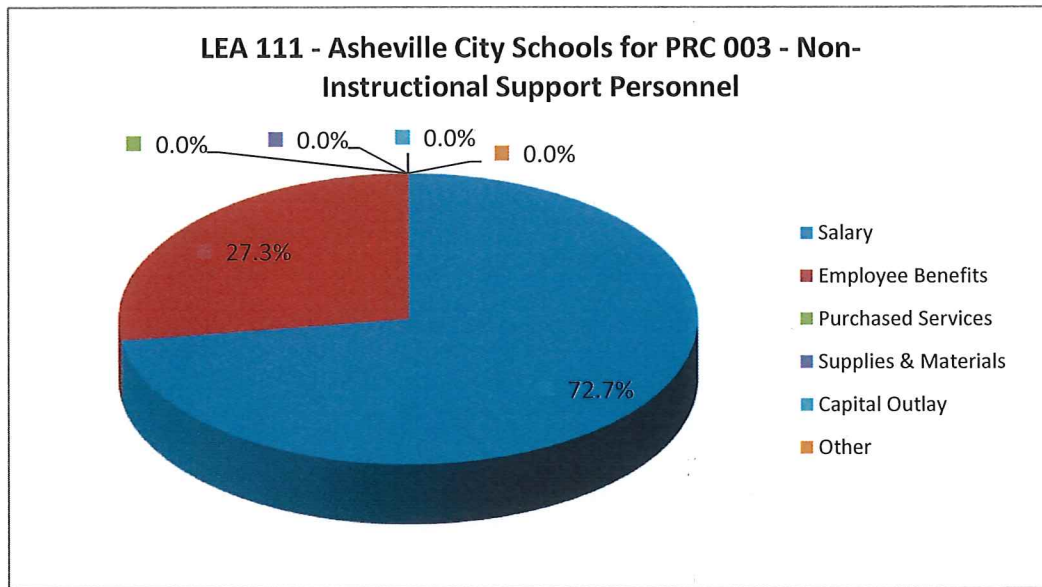
## LEA 111 - Asheville City Schools

### PRC 003 - Non-Instructional Support Personnel

Fiscal Year 2018-2019 District Expenditures by LEA and Object Code as of 6/30/2019

Object Category/Object Code Description	Annual Expenditures	%
---	---------------------	---

*Note: Objects Codes with "M" indicator (412M and 413M) signifies the amounts sourced from MFR report*





**LEA 111 - Asheville City Schools**

**PRC 005 - School Building Administration**

**Fiscal Year 2018-2019 District Expenditures by LEA and Object Code as of 6/30/2019**

Object Category/Object Code Description	Annual Expenditures	%
<b>Salary</b>		
111 Superintendent	\$ -	0.00%
112 Associate & Deputy Superintendent	-	0.00%
113 Director and/or Supervisor	-	0.00%
114 Principal/Headmaster	618,460	54.27%
115 Finance Officer	-	0.00%
116 Assistant Principal (Non-teaching)	202,125	17.74%
117 Other Assistant Principal Assignment	-	0.00%
118 Assistant Superintendent	-	0.00%
121 Teacher	-	0.00%
122 Interim Teacher – (Paid at Non-certified Rate)	-	0.00%
123 JROTC Teacher	-	0.00%
124 Foreign Exchange (VIF)	-	0.00%
125 New Teacher Orientation	-	0.00%
126 Extended Contracts	-	0.00%
127 Master Teacher	-	0.00%
129_1 Above the Scale Salary (SBA)	20,014	1.76%
129_2 Above the Scale Salary (Other than SBA)	-	0.00%
131 Instructional Support I - Regular Teacher Pay Scale	-	0.00%
132 Instructional Support II - Advanced Pay Scale	-	0.00%
133 Psychologists	-	0.00%
134 Teacher Mentor	-	0.00%
135 Instructional Facilitators	-	0.00%
141 Teacher Assistant - Other	-	0.00%
142 Teacher Assistant - NCLB	-	0.00%
143 Tutor (Within the instructional day)	-	0.00%
144 Interpreter/Brailist/Translator/Education Interpreter	-	0.00%
145 Therapist	-	0.00%
146 Specialist (School-Based)	-	0.00%
147 Monitor	-	0.00%
148 Non-Certified Instructor	-	0.00%
149 School Resource Officer	-	0.00%
151 Office Support	-	0.00%
152 Technician	-	0.00%
153 Administrative Specialist (Central Support)	-	0.00%
162 Substitute Pay - Regular Teacher Absence	-	0.00%
163 Substitute Pay - Staff Development Absence	-	0.00%
164 Substitute Pay - Full-Time Non-Certified	-	0.00%
165 Substitute Pay - Non-Teaching	-	0.00%
166 Teacher Assistant Pay - Staff Development	-	0.00%
167 Teacher Assistant Pay - Regular Absence	-	0.00%
171 Driver	-	0.00%
172 Driver Overtime	-	0.00%
173 Custodian	-	0.00%
174 Cafeteria Workers	-	0.00%
175 Skilled Trades	-	0.00%
176 Manager	-	0.00%
177 Work Study Student	-	0.00%
178 Day Care/Before/After School Care Staff	-	0.00%
181 Supplementary Pay	-	0.00%
180 Bonus Pay (Not Subject to Retirement)	-	0.00%
182 Employee Allowances Taxable	-	0.00%
183 Bonus Pay (Subject to Retirement)	-	0.00%

**LEA 111 - Asheville City Schools**

**PRC 005 - School Building Administration**

**Fiscal Year 2018-2019 District Expenditures by LEA and Object Code as of 6/30/2019**

<b>Object Category/Object Code Description</b>	<b>Annual Expenditures</b>	<b>%</b>
187 Salary Differential (Military, Local, ...)	-	0.00%
191 Curriculum Development Pay	-	0.00%
192 Additional Responsibility Stipend	-	0.00%
193 Mentor Pay Stipend	-	0.00%
194 State-Designated Stipend	-	0.00%
196 Staff Development Participant Pay	-	0.00%
197 Staff Development Instructor	-	0.00%
198 Tutorial Pay	-	0.00%
199 Overtime Pay	-	0.00%
<b>Subtotal:</b>	<b>\$ 840,599</b>	<b>73.77%</b>
<b>Employee Benefits</b>		
211 Employer's Social Security - Regular	\$ 59,470	5.22%
221 Employer's Retirement - Regular	158,537	13.91%
229 Other Retirement Cost	-	0.00%
231 Employer's Hospitalization Insurance	80,927	7.10%
232 Employer's Workers' Comp Insurance Cost	-	0.00%
233 Employer's Unemployment Insurance Cost	-	0.00%
234 Employer's Dental Insurance Cost	-	0.00%
235 Employer's Life Insurance Cost	-	0.00%
184 Longevity Pay	-	0.00%
185 Bonus Leave Payoff	-	0.00%
186 Short Term Disability Pay - Beyond Six Months	-	0.00%
188 Annual Leave Pay	-	0.00%
189 Short Term Disability Pay - First Six Months	-	0.00%
<b>Subtotal:</b>	<b>\$ 298,934</b>	<b>26.23%</b>
<b>Purchased Services</b>		
311 Contracted Services	\$ -	0.00%
312 Workshop Expenses/Allowable Travel	-	0.00%
313 Advertising Cost	-	0.00%
314 Printing and Binding Fees	-	0.00%
315 Reproduction Costs	-	0.00%
316 Commercial Driver's License Medical Exam Expenses	-	0.00%
317 Psychological Contract Services	-	0.00%
318 Speech and Language Contracted Services	-	0.00%
319 Other Professional/Technical Services	-	0.00%
321 Public Utilities - Electric Services	-	0.00%
322 Public Utilities - Natural Gas	-	0.00%
323 Public Utilities - Water/Sewer	-	0.00%
324 Waste Management	-	0.00%
325 Contracted Repairs - Land/Bldg	-	0.00%
326 Contracted Repairs - Equipment	-	0.00%
327 Rentals/Leases	-	0.00%
331 Pupil Transportation - Contracted	-	0.00%
332 Travel Reimbursement	-	0.00%
333 Field Trips	-	0.00%
341 Telephone	-	0.00%
342 Postage	-	0.00%
343 Telecommunications Services	-	0.00%
344 Mobile Communication Costs	-	0.00%
351 Tuition Reimbursements	-	0.00%
352 Employee Education Reimbursement	-	0.00%
353 Certification/Licensing Fees	-	0.00%
<b>Subtotal:</b>	<b>\$ -</b>	<b>0.00%</b>

**LEA 111 - Asheville City Schools**

**PRC 005 - School Building Administration**

Fiscal Year 2018-2019 District Expenditures by LEA and Object Code as of 6/30/2019

Object Category/Object Code Description		Annual Expenditures	%
<b>Supplies &amp; Materials</b>			
411	Supplies and Materials	\$ -	0.00%
412M	State Textbooks (MFR Data Source)	-	0.00%
413	Other Textbooks	-	0.00%
414	Library Books (Regular & Replacement)	-	0.00%
415	Community College/University Textbooks	-	0.00%
418	Computer Software and Supplies	-	0.00%
421	Fuel for Facilities	-	0.00%
422	Repair Parts, Materials & Labor, Grease, and Anti-Freeze	-	0.00%
423	Gas/Diesel Fuel	-	0.00%
424	Oil	-	0.00%
425	Tires and Tubes	-	0.00%
451	Food Purchase	-	0.00%
453	Food Processing Supplies	-	0.00%
454	Inventory Loss	-	0.00%
459	Other Food Purchases	-	0.00%
461	Furniture and Equipment - Inventoried	-	0.00%
462	Computer Equipment - Inventoried	-	0.00%
471	Sales and Use Tax Expense	-	0.00%
472	Sales and Use Tax Refund	-	0.00%
<b>Subtotal:</b>		<b>\$ -</b>	<b>0.00%</b>
<b>Capital Outlay</b>			
522	General Contract	-	0.00%
529	Miscellaneous Contracts & Other	-	0.00%
541	Purchase of Furniture & Equipment - Capitalized	-	0.00%
542	Purchase of Computer Hardware - Capitalized	-	0.00%
551	Purchase of Vehicles	-	0.00%
552	License and Title Fees	-	0.00%
<b>Subtotal:</b>		<b>\$ -</b>	<b>0.00%</b>
<b>Other</b>			
361	Membership Dues and Fees	\$ -	0.00%
362	Bank Service Fees	-	0.00%
363	Assessments/Penalties	-	0.00%
371	Liability Insurance	-	0.00%
372	Vehicle Liability Insurance	-	0.00%
373	Property Insurance	-	0.00%
375	Fidelity Bond Premium	-	0.00%
378	Scholastic Accident Insurance	-	0.00%
379	Other Insurance & Judgments	-	0.00%
715	Transfers to Multiple Enterprise Fund	\$ -	0.00%
<b>Subtotal:</b>		<b>\$ -</b>	<b>0.00%</b>
<b>Grand Total:</b>		<b>\$ 1,139,533</b>	<b>100.00%</b>

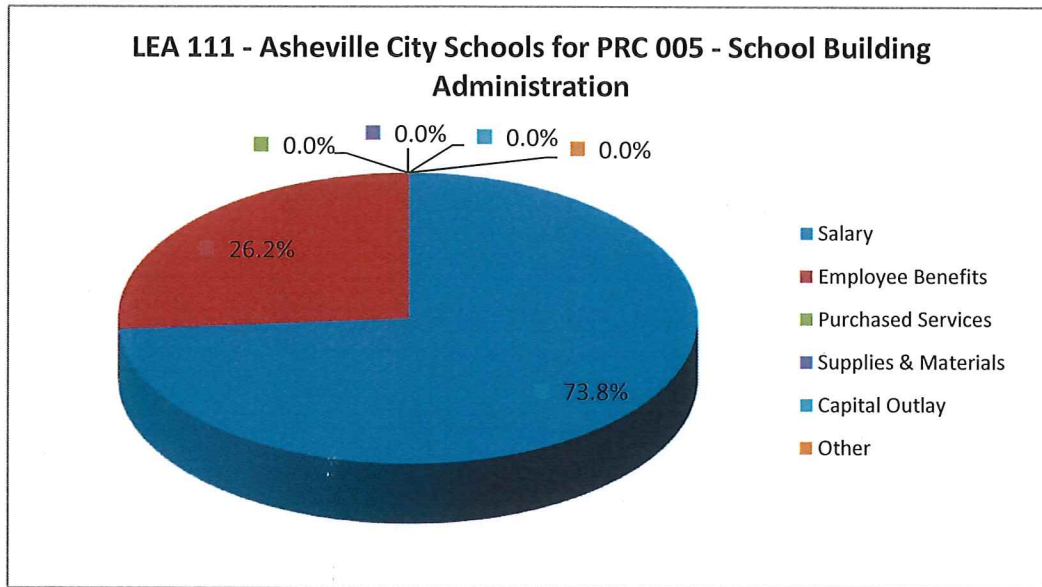
## LEA 111 - Asheville City Schools

### PRC 005 - School Building Administration

Fiscal Year 2018-2019 District Expenditures by LEA and Object Code as of 6/30/2019

Object Category/Object Code Description	Annual Expenditures	%
---	---------------------	---

Note: Objects Codes with "M" indicator (412M and 413M) signifies the amounts sourced from MFR report





**LEA 111 - Asheville City Schools**

**PRC 007 - Instructional Support Personnel (Certified)**

**Fiscal Year 2018-2019 District Expenditures by LEA and Object Code as of 6/30/2019**

Object Category/Object Code Description	Annual Expenditures	%
<b>Salary</b>		
111 Superintendent	\$ -	0.00%
112 Associate & Deputy Superintendent	-	0.00%
113 Director and/or Supervisor	-	0.00%
114 Principal/Headmaster	-	0.00%
115 Finance Officer	-	0.00%
116 Assistant Principal (Non-teaching)	-	0.00%
117 Other Assistant Principal Assignment	-	0.00%
118 Assistant Superintendent	-	0.00%
121 Teacher	-	0.00%
122 Interim Teacher – (Paid at Non-certified Rate)	-	0.00%
123 JROTC Teacher	-	0.00%
124 Foreign Exchange (VIF)	-	0.00%
125 New Teacher Orientation	-	0.00%
126 Extended Contracts	-	0.00%
127 Master Teacher	-	0.00%
129_1 Above the Scale Salary (SBA)	-	0.00%
129_2 Above the Scale Salary (Other than SBA)	3,176	0.21%
131 Instructional Support I - Regular Teacher Pay Scale	758,881	49.91%
132 Instructional Support II - Advanced Pay Scale	-	0.00%
133 Psychologists	57,530	3.78%
134 Teacher Mentor	-	0.00%
135 Instructional Facilitators	293,816	19.32%
141 Teacher Assistant - Other	-	0.00%
142 Teacher Assistant - NCLB	-	0.00%
143 Tutor (Within the instructional day)	-	0.00%
144 Interpreter/Brailist/Translator/Education Interpreter	-	0.00%
145 Therapist	-	0.00%
146 Specialist (School-Based)	-	0.00%
147 Monitor	-	0.00%
148 Non-Certified Instructor	-	0.00%
149 School Resource Officer	-	0.00%
151 Office Support	-	0.00%
152 Technician	-	0.00%
153 Administrative Specialist (Central Support)	-	0.00%
162 Substitute Pay - Regular Teacher Absence	-	0.00%
163 Substitute Pay - Staff Development Absence	-	0.00%
164 Substitute Pay - Full-Time Non-Certified	-	0.00%
165 Substitute Pay - Non-Teaching	-	0.00%
166 Teacher Assistant Pay - Staff Development	-	0.00%
167 Teacher Assistant Pay - Regular Absence	-	0.00%
171 Driver	-	0.00%
172 Driver Overtime	-	0.00%
173 Custodian	-	0.00%
174 Cafeteria Workers	-	0.00%
175 Skilled Trades	-	0.00%
176 Manager	-	0.00%
177 Work Study Student	-	0.00%
178 Day Care/Before/After School Care Staff	-	0.00%
181 Supplementary Pay	-	0.00%
180 Bonus Pay (Not Subject to Retirement)	-	0.00%
182 Employee Allowances Taxable	-	0.00%
183 Bonus Pay (Subject to Retirement)	-	0.00%

**LEA 111 - Asheville City Schools**

**PRC 007 - Instructional Support Personnel (Certified)**

**Fiscal Year 2018-2019 District Expenditures by LEA and Object Code as of 6/30/2019**

Object Category/Object Code Description	Annual Expenditures	%
187 Salary Differential (Military, Local, ...)	-	0.00%
191 Curriculum Development Pay	-	0.00%
192 Additional Responsibility Stipend	-	0.00%
193 Mentor Pay Stipend	-	0.00%
194 State-Designated Stipend	-	0.00%
196 Staff Development Participant Pay	-	0.00%
197 Staff Development Instructor	-	0.00%
198 Tutorial Pay	-	0.00%
199 Overtime Pay	-	0.00%
<b>Subtotal:</b>	<b>\$ 1,113,403</b>	<b>73.22%</b>
<b>Employee Benefits</b>		
211 Employer's Social Security - Regular	\$ 80,043	5.26%
221 Employer's Retirement - Regular	209,942	13.81%
229 Other Retirement Cost	-	0.00%
231 Employer's Hospitalization Insurance	117,181	7.71%
232 Employer's Workers' Comp Insurance Cost	-	0.00%
233 Employer's Unemployment Insurance Cost	-	0.00%
234 Employer's Dental Insurance Cost	-	0.00%
235 Employer's Life Insurance Cost	-	0.00%
184 Longevity Pay	-	0.00%
185 Bonus Leave Payoff	-	0.00%
186 Short Term Disability Pay - Beyond Six Months	-	0.00%
188 Annual Leave Pay	-	0.00%
189 Short Term Disability Pay - First Six Months	-	0.00%
<b>Subtotal:</b>	<b>\$ 407,167</b>	<b>26.78%</b>
<b>Purchased Services</b>		
311 Contracted Services	\$ -	0.00%
312 Workshop Expenses/Allowable Travel	-	0.00%
313 Advertising Cost	-	0.00%
314 Printing and Binding Fees	-	0.00%
315 Reproduction Costs	-	0.00%
316 Commercial Driver's License Medical Exam Expenses	-	0.00%
317 Psychological Contract Services	-	0.00%
318 Speech and Language Contracted Services	-	0.00%
319 Other Professional/Technical Services	-	0.00%
321 Public Utilities - Electric Services	-	0.00%
322 Public Utilities - Natural Gas	-	0.00%
323 Public Utilities - Water/Sewer	-	0.00%
324 Waste Management	-	0.00%
325 Contracted Repairs - Land/Bldg	-	0.00%
326 Contracted Repairs - Equipment	-	0.00%
327 Rentals/Leases	-	0.00%
331 Pupil Transportation - Contracted	-	0.00%
332 Travel Reimbursement	-	0.00%
333 Field Trips	-	0.00%
341 Telephone	-	0.00%
342 Postage	-	0.00%
343 Telecommunications Services	-	0.00%
344 Mobile Communication Costs	-	0.00%
351 Tuition Reimbursements	-	0.00%
352 Employee Education Reimbursement	-	0.00%
353 Certification/Licensing Fees	-	0.00%
<b>Subtotal:</b>	<b>\$ -</b>	<b>0.00%</b>

**LEA 111 - Asheville City Schools**

**PRC 007 - Instructional Support Personnel (Certified)**

Fiscal Year 2018-2019 District Expenditures by LEA and Object Code as of 6/30/2019

Object Category/Object Code Description	Annual Expenditures	%
<b>Supplies &amp; Materials</b>		
411 Supplies and Materials	\$ -	0.00%
412M State Textbooks (MFR Data Source)	-	0.00%
413 Other Textbooks	-	0.00%
414 Library Books (Regular & Replacement)	-	0.00%
415 Community College/University Textbooks	-	0.00%
418 Computer Software and Supplies	-	0.00%
421 Fuel for Facilities	-	0.00%
422 Repair Parts, Materials & Labor, Grease, and Anti-Freeze	-	0.00%
423 Gas/Diesel Fuel	-	0.00%
424 Oil	-	0.00%
425 Tires and Tubes	-	0.00%
451 Food Purchase	-	0.00%
453 Food Processing Supplies	-	0.00%
454 Inventory Loss	-	0.00%
459 Other Food Purchases	-	0.00%
461 Furniture and Equipment - Inventoried	-	0.00%
462 Computer Equipment - Inventoried	-	0.00%
471 Sales and Use Tax Expense	-	0.00%
472 Sales and Use Tax Refund	-	0.00%
<b>Subtotal:</b>	<b>\$ -</b>	<b>0.00%</b>
<b>Capital Outlay</b>		
522 General Contract	-	0.00%
529 Miscellaneous Contracts & Other	-	0.00%
541 Purchase of Furniture & Equipment - Capitalized	-	0.00%
542 Purchase of Computer Hardware - Capitalized	-	0.00%
551 Purchase of Vehicles	-	0.00%
552 License and Title Fees	-	0.00%
<b>Subtotal:</b>	<b>\$ -</b>	<b>0.00%</b>
<b>Other</b>		
361 Membership Dues and Fees	\$ -	0.00%
362 Bank Service Fees	-	0.00%
363 Assessments/Penalties	-	0.00%
371 Liability Insurance	-	0.00%
372 Vehicle Liability Insurance	-	0.00%
373 Property Insurance	-	0.00%
375 Fidelity Bond Premium	-	0.00%
378 Scholastic Accident Insurance	-	0.00%
379 Other Insurance & Judgments	-	0.00%
715 Transfers to Multiple Enterprise Fund	\$ -	0.00%
<b>Subtotal:</b>	<b>\$ -</b>	<b>0.00%</b>
<b>Grand Total:</b>	<b>\$ 1,520,570</b>	<b>100.00%</b>

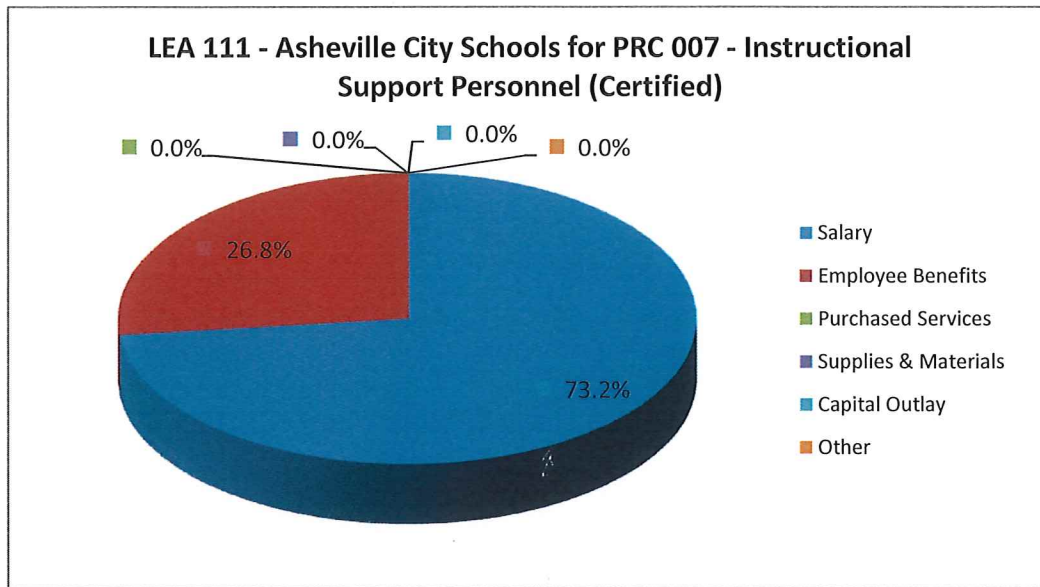
## LEA 111 - Asheville City Schools

### PRC 007 - Instructional Support Personnel (Certified)

Fiscal Year 2018-2019 District Expenditures by LEA and Object Code as of 6/30/2019

Object Category/Object Code Description	Annual Expenditures	%
---	---------------------	---

*Note: Objects Codes with "M" indicator (412M and 413M) signifies the amounts sourced from MFR report*





**LEA 111 - Asheville City Schools**

**PRC 009 - Non-Contributory Employee Benefits**

**Fiscal Year 2018-2019 District Expenditures by LEA and Object Code as of 6/30/2019**

Object Category/Object Code Description	Annual Expenditures	%
<b>Salary</b>		
111 Superintendent	\$ -	0.00%
112 Associate & Deputy Superintendent	-	0.00%
113 Director and/or Supervisor	-	0.00%
114 Principal/Headmaster	-	0.00%
115 Finance Officer	-	0.00%
116 Assistant Principal (Non-teaching)	-	0.00%
117 Other Assistant Principal Assignment	-	0.00%
118 Assistant Superintendent	-	0.00%
121 Teacher	-	0.00%
122 Interim Teacher – (Paid at Non-certified Rate)	-	0.00%
123 JROTC Teacher	-	0.00%
124 Foreign Exchange (VIF)	-	0.00%
125 New Teacher Orientation	-	0.00%
126 Extended Contracts	-	0.00%
127 Master Teacher	-	0.00%
129_1 Above the Scale Salary (SBA)	-	0.00%
129_2 Above the Scale Salary (Other than SBA)	-	0.00%
131 Instructional Support I - Regular Teacher Pay Scale	-	0.00%
132 Instructional Support II - Advanced Pay Scale	-	0.00%
133 Psychologists	-	0.00%
134 Teacher Mentor	-	0.00%
135 Instructional Facilitators	-	0.00%
141 Teacher Assistant - Other	-	0.00%
142 Teacher Assistant - NCLB	-	0.00%
143 Tutor (Within the instructional day)	-	0.00%
144 Interpreter/Brailist/Translator/Education Interpreter	-	0.00%
145 Therapist	-	0.00%
146 Specialist (School-Based)	-	0.00%
147 Monitor	-	0.00%
148 Non-Certified Instructor	-	0.00%
149 School Resource Officer	-	0.00%
151 Office Support	-	0.00%
152 Technician	-	0.00%
153 Administrative Specialist (Central Support)	-	0.00%
162 Substitute Pay - Regular Teacher Absence	-	0.00%
163 Substitute Pay - Staff Development Absence	-	0.00%
164 Substitute Pay - Full-Time Non-Certified	-	0.00%
165 Substitute Pay - Non-Teaching	-	0.00%
166 Teacher Assistant Pay - Staff Development	-	0.00%
167 Teacher Assistant Pay - Regular Absence	-	0.00%
171 Driver	-	0.00%
172 Driver Overtime	-	0.00%
173 Custodian	-	0.00%
174 Cafeteria Workers	-	0.00%
175 Skilled Trades	-	0.00%
176 Manager	-	0.00%
177 Work Study Student	-	0.00%
178 Day Care/Before/After School Care Staff	-	0.00%
181 Supplementary Pay	-	0.00%
180 Bonus Pay (Not Subject to Retirement)	-	0.00%
182 Employee Allowances Taxable	-	0.00%
183 Bonus Pay (Subject to Retirement)	-	0.00%

**LEA 111 - Asheville City Schools**

**PRC 009 - Non-Contributory Employee Benefits**

**Fiscal Year 2018-2019 District Expenditures by LEA and Object Code as of 6/30/2019**

Object Category/Object Code Description	Annual Expenditures	%
187 Salary Differential (Military, Local, ...)	-	0.00%
191 Curriculum Development Pay	-	0.00%
192 Additional Responsibility Stipend	-	0.00%
193 Mentor Pay Stipend	-	0.00%
194 State-Designated Stipend	-	0.00%
196 Staff Development Participant Pay	-	0.00%
197 Staff Development Instructor	-	0.00%
198 Tutorial Pay	-	0.00%
199 Overtime Pay	-	0.00%
<b>Subtotal:</b>	<b>\$ -</b>	<b>0.00%</b>
<b>Employee Benefits</b>		
211 Employer's Social Security - Regular	\$ 19,026	5.56%
221 Employer's Retirement - Regular	46,906	13.70%
229 Other Retirement Cost	-	0.00%
231 Employer's Hospitalization Insurance	5,303	1.55%
232 Employer's Workers' Comp Insurance Cost	-	0.00%
233 Employer's Unemployment Insurance Cost	-	0.00%
234 Employer's Dental Insurance Cost	-	0.00%
235 Employer's Life Insurance Cost	-	0.00%
184 Longevity Pay	53,253	15.55%
185 Bonus Leave Payoff	10,555	3.08%
186 Short Term Disability Pay - Beyond Six Months	22,231	6.49%
188 Annual Leave Pay	185,223	54.08%
189 Short Term Disability Pay - First Six Months	-	0.00%
<b>Subtotal:</b>	<b>\$ 342,497</b>	<b>100.00%</b>
<b>Purchased Services</b>		
311 Contracted Services	\$ -	0.00%
312 Workshop Expenses/Allowable Travel	-	0.00%
313 Advertising Cost	-	0.00%
314 Printing and Binding Fees	-	0.00%
315 Reproduction Costs	-	0.00%
316 Commercial Driver's License Medical Exam Expenses	-	0.00%
317 Psychological Contract Services	-	0.00%
318 Speech and Language Contracted Services	-	0.00%
319 Other Professional/Technical Services	-	0.00%
321 Public Utilities - Electric Services	-	0.00%
322 Public Utilities - Natural Gas	-	0.00%
323 Public Utilities - Water/Sewer	-	0.00%
324 Waste Management	-	0.00%
325 Contracted Repairs - Land/Bldg	-	0.00%
326 Contracted Repairs - Equipment	-	0.00%
327 Rentals/Leases	-	0.00%
331 Pupil Transportation - Contracted	-	0.00%
332 Travel Reimbursement	-	0.00%
333 Field Trips	-	0.00%
341 Telephone	-	0.00%
342 Postage	-	0.00%
343 Telecommunications Services	-	0.00%
344 Mobile Communication Costs	-	0.00%
351 Tuition Reimbursements	-	0.00%
352 Employee Education Reimbursement	-	0.00%
353 Certification/Licensing Fees	-	0.00%
<b>Subtotal:</b>	<b>\$ -</b>	<b>0.00%</b>

**LEA 111 - Asheville City Schools**

**PRC 009 - Non-Contributory Employee Benefits**

Fiscal Year 2018-2019 District Expenditures by LEA and Object Code as of 6/30/2019

Object Category/Object Code Description	Annual Expenditures	%
<b>Supplies &amp; Materials</b>		
411 Supplies and Materials	\$ -	0.00%
412M State Textbooks (MFR Data Source)	-	0.00%
413 Other Textbooks	-	0.00%
414 Library Books (Regular & Replacement)	-	0.00%
415 Community College/University Textbooks	-	0.00%
418 Computer Software and Supplies	-	0.00%
421 Fuel for Facilities	-	0.00%
422 Repair Parts, Materials & Labor, Grease, and Anti-Freeze	-	0.00%
423 Gas/Diesel Fuel	-	0.00%
424 Oil	-	0.00%
425 Tires and Tubes	-	0.00%
451 Food Purchase	-	0.00%
453 Food Processing Supplies	-	0.00%
454 Inventory Loss	-	0.00%
459 Other Food Purchases	-	0.00%
461 Furniture and Equipment - Inventoried	-	0.00%
462 Computer Equipment - Inventoried	-	0.00%
471 Sales and Use Tax Expense	-	0.00%
472 Sales and Use Tax Refund	-	0.00%
<b>Subtotal:</b>	<b>\$ -</b>	<b>0.00%</b>
<b>Capital Outlay</b>		
522 General Contract	-	0.00%
529 Miscellaneous Contracts & Other	-	0.00%
541 Purchase of Furniture & Equipment - Capitalized	-	0.00%
542 Purchase of Computer Hardware - Capitalized	-	0.00%
551 Purchase of Vehicles	-	0.00%
552 License and Title Fees	-	0.00%
<b>Subtotal:</b>	<b>\$ -</b>	<b>0.00%</b>
<b>Other</b>		
361 Membership Dues and Fees	\$ -	0.00%
362 Bank Service Fees	-	0.00%
363 Assessments/Penalties	-	0.00%
371 Liability Insurance	-	0.00%
372 Vehicle Liability Insurance	-	0.00%
373 Property Insurance	-	0.00%
375 Fidelity Bond Premium	-	0.00%
378 Scholastic Accident Insurance	-	0.00%
379 Other Insurance & Judgments	-	0.00%
715 Transfers to Multiple Enterprise Fund	\$ -	0.00%
<b>Subtotal:</b>	<b>\$ -</b>	<b>0.00%</b>
<b>Grand Total:</b>	<b>\$ 342,497</b>	<b>100.00%</b>

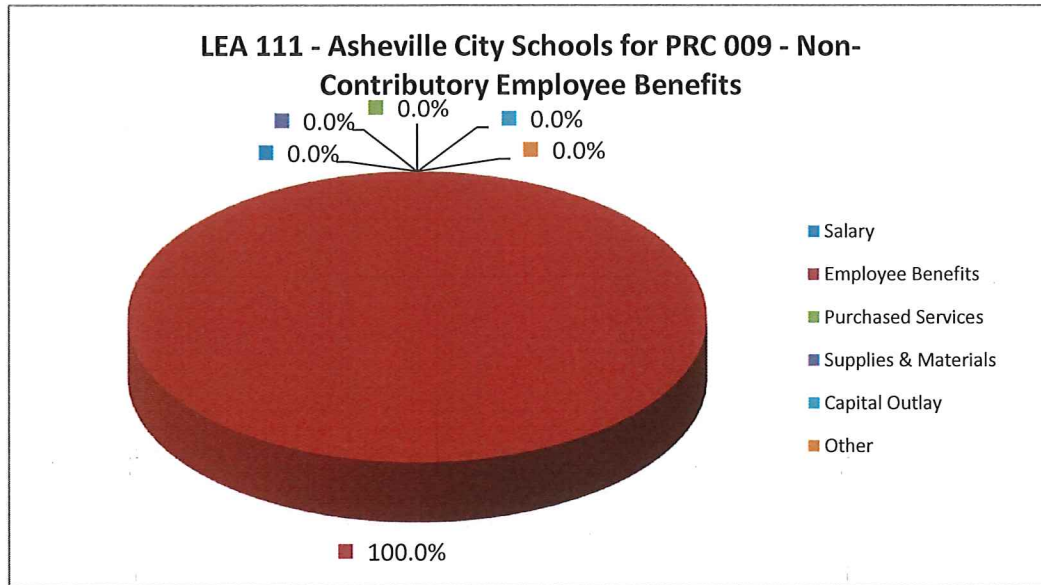
## LEA 111 - Asheville City Schools

### PRC 009 - Non-Contributory Employee Benefits

Fiscal Year 2018-2019 District Expenditures by LEA and Object Code as of 6/30/2019

Object Category/Object Code Description	Annual Expenditures	%
---	---------------------	---

*Note: Objects Codes with "M" indicator (412M and 413M) signifies the amounts sourced from MFR report*





**LEA 111 - Asheville City Schools**

**PRC 011 - NBPTS Educational Leave**

**Fiscal Year 2018-2019 District Expenditures by LEA and Object Code as of 6/30/2019**

Object Category/Object Code Description	Annual Expenditures	%
<b>Salary</b>		
111 Superintendent	\$ -	0.00%
112 Associate & Deputy Superintendent	-	0.00%
113 Director and/or Supervisor	-	0.00%
114 Principal/Headmaster	-	0.00%
115 Finance Officer	-	0.00%
116 Assistant Principal (Non-teaching)	-	0.00%
117 Other Assistant Principal Assignment	-	0.00%
118 Assistant Superintendent	-	0.00%
121 Teacher	-	0.00%
122 Interim Teacher – (Paid at Non-certified Rate)	-	0.00%
123 JROTC Teacher	-	0.00%
124 Foreign Exchange (VIF)	-	0.00%
125 New Teacher Orientation	-	0.00%
126 Extended Contracts	-	0.00%
127 Master Teacher	-	0.00%
129_1 Above the Scale Salary (SBA)	-	0.00%
129_2 Above the Scale Salary (Other than SBA)	-	0.00%
131 Instructional Support I - Regular Teacher Pay Scale	-	0.00%
132 Instructional Support II - Advanced Pay Scale	-	0.00%
133 Psychologists	-	0.00%
134 Teacher Mentor	-	0.00%
135 Instructional Facilitators	-	0.00%
141 Teacher Assistant - Other	-	0.00%
142 Teacher Assistant - NCLB	-	0.00%
143 Tutor (Within the instructional day)	-	0.00%
144 Interpreter/Brailist/Translator/Education Interpreter	-	0.00%
145 Therapist	-	0.00%
146 Specialist (School-Based)	-	0.00%
147 Monitor	-	0.00%
148 Non-Certified Instructor	-	0.00%
149 School Resource Officer	-	0.00%
151 Office Support	-	0.00%
152 Technician	-	0.00%
153 Administrative Specialist (Central Support)	-	0.00%
162 Substitute Pay - Regular Teacher Absence	-	0.00%
163 Substitute Pay - Staff Development Absence	961	92.89%
164 Substitute Pay - Full-Time Non-Certified	-	0.00%
165 Substitute Pay - Non-Teaching	-	0.00%
166 Teacher Assistant Pay - Staff Development	-	0.00%
167 Teacher Assistant Pay - Regular Absence	-	0.00%
171 Driver	-	0.00%
172 Driver Overtime	-	0.00%
173 Custodian	-	0.00%
174 Cafeteria Workers	-	0.00%
175 Skilled Trades	-	0.00%
176 Manager	-	0.00%
177 Work Study Student	-	0.00%
178 Day Care/Before/After School Care Staff	-	0.00%
181 Supplementary Pay	-	0.00%
180 Bonus Pay (Not Subject to Retirement)	-	0.00%
182 Employee Allowances Taxable	-	0.00%
183 Bonus Pay (Subject to Retirement)	-	0.00%

# LEA 111 - Asheville City Schools

## PRC 011 - NBPTS Educational Leave

Fiscal Year 2018-2019 District Expenditures by LEA and Object Code as of 6/30/2019

Object Category/Object Code Description	Annual Expenditures	%
187 Salary Differential (Military, Local, ...)	-	0.00%
191 Curriculum Development Pay	-	0.00%
192 Additional Responsibility Stipend	-	0.00%
193 Mentor Pay Stipend	-	0.00%
194 State-Designated Stipend	-	0.00%
196 Staff Development Participant Pay	-	0.00%
197 Staff Development Instructor	-	0.00%
198 Tutorial Pay	-	0.00%
199 Overtime Pay	-	0.00%
<b>Subtotal:</b>	<b>\$ 961</b>	<b>92.89%</b>
<b>Employee Benefits</b>		
211 Employer's Social Security - Regular	\$ 74	7.11%
221 Employer's Retirement - Regular	-	0.00%
229 Other Retirement Cost	-	0.00%
231 Employer's Hospitalization Insurance	-	0.00%
232 Employer's Workers' Comp Insurance Cost	-	0.00%
233 Employer's Unemployment Insurance Cost	-	0.00%
234 Employer's Dental Insurance Cost	-	0.00%
235 Employer's Life Insurance Cost	-	0.00%
184 Longevity Pay	-	0.00%
185 Bonus Leave Payoff	-	0.00%
186 Short Term Disability Pay - Beyond Six Months	-	0.00%
188 Annual Leave Pay	-	0.00%
189 Short Term Disability Pay - First Six Months	-	0.00%
<b>Subtotal:</b>	<b>\$ 74</b>	<b>7.11%</b>
<b>Purchased Services</b>		
311 Contracted Services	\$ -	0.00%
312 Workshop Expenses/Allowable Travel	-	0.00%
313 Advertising Cost	-	0.00%
314 Printing and Binding Fees	-	0.00%
315 Reproduction Costs	-	0.00%
316 Commercial Driver's License Medical Exam Expenses	-	0.00%
317 Psychological Contract Services	-	0.00%
318 Speech and Language Contracted Services	-	0.00%
319 Other Professional/Technical Services	-	0.00%
321 Public Utilities - Electric Services	-	0.00%
322 Public Utilities - Natural Gas	-	0.00%
323 Public Utilities - Water/Sewer	-	0.00%
324 Waste Management	-	0.00%
325 Contracted Repairs - Land/Bldg	-	0.00%
326 Contracted Repairs - Equipment	-	0.00%
327 Rentals/Leases	-	0.00%
331 Pupil Transportation - Contracted	-	0.00%
332 Travel Reimbursement	-	0.00%
333 Field Trips	-	0.00%
341 Telephone	-	0.00%
342 Postage	-	0.00%
343 Telecommunications Services	-	0.00%
344 Mobile Communication Costs	-	0.00%
351 Tuition Reimbursements	-	0.00%
352 Employee Education Reimbursement	-	0.00%
353 Certification/Licensing Fees	-	0.00%
<b>Subtotal:</b>	<b>\$ -</b>	<b>0.00%</b>

**LEA 111 - Asheville City Schools**

**PRC 011 - NBPTS Educational Leave**

**Fiscal Year 2018-2019 District Expenditures by LEA and Object Code as of 6/30/2019**

Object Category/Object Code Description	Annual Expenditures	%
<b>Supplies &amp; Materials</b>		
411 Supplies and Materials	\$ -	0.00%
412M State Textbooks (MFR Data Source)	-	0.00%
413 Other Textbooks	-	0.00%
414 Library Books (Regular & Replacement)	-	0.00%
415 Community College/University Textbooks	-	0.00%
418 Computer Software and Supplies	-	0.00%
421 Fuel for Facilities	-	0.00%
422 Repair Parts, Materials & Labor, Grease, and Anti-Freeze	-	0.00%
423 Gas/Diesel Fuel	-	0.00%
424 Oil	-	0.00%
425 Tires and Tubes	-	0.00%
451 Food Purchase	-	0.00%
453 Food Processing Supplies	-	0.00%
454 Inventory Loss	-	0.00%
459 Other Food Purchases	-	0.00%
461 Furniture and Equipment - Inventoried	-	0.00%
462 Computer Equipment - Inventoried	-	0.00%
471 Sales and Use Tax Expense	-	0.00%
472 Sales and Use Tax Refund	-	0.00%
<b>Subtotal:</b>	<b>\$ -</b>	<b>0.00%</b>
<b>Capital Outlay</b>		
522 General Contract	-	0.00%
529 Miscellaneous Contracts & Other	-	0.00%
541 Purchase of Furniture & Equipment - Capitalized	-	0.00%
542 Purchase of Computer Hardware - Capitalized	-	0.00%
551 Purchase of Vehicles	-	0.00%
552 License and Title Fees	-	0.00%
<b>Subtotal:</b>	<b>\$ -</b>	<b>0.00%</b>
<b>Other</b>		
361 Membership Dues and Fees	\$ -	0.00%
362 Bank Service Fees	-	0.00%
363 Assessments/Penalties	-	0.00%
371 Liability Insurance	-	0.00%
372 Vehicle Liability Insurance	-	0.00%
373 Property Insurance	-	0.00%
375 Fidelity Bond Premium	-	0.00%
378 Scholastic Accident Insurance	-	0.00%
379 Other Insurance & Judgments	-	0.00%
715 Transfers to Multiple Enterprise Fund	\$ -	0.00%
<b>Subtotal:</b>	<b>\$ -</b>	<b>0.00%</b>
<b>Grand Total:</b>	<b>\$ 1,035</b>	<b>100.00%</b>

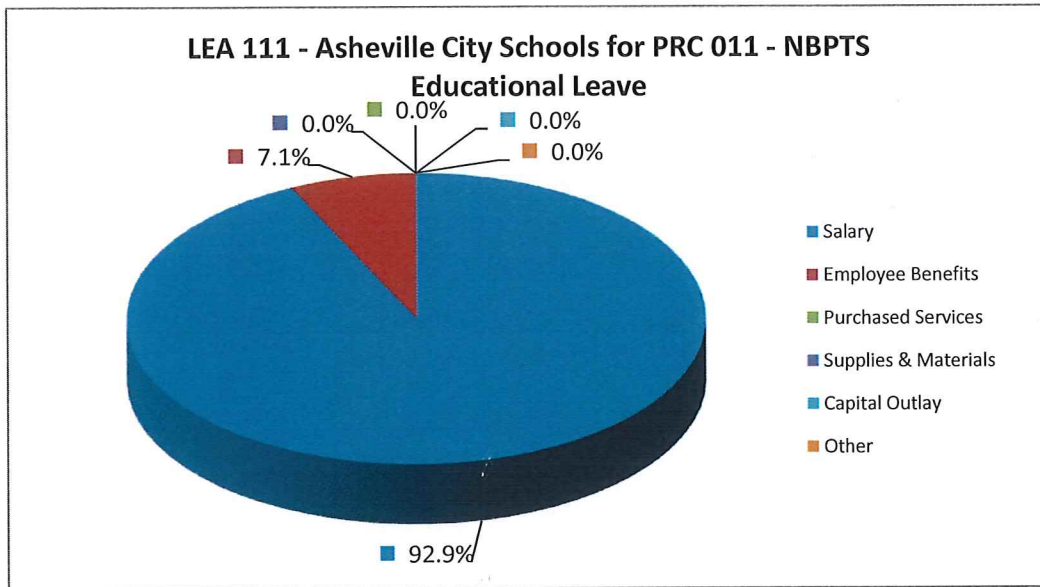
## LEA 111 - Asheville City Schools

### PRC 011 - NBPTS Educational Leave

Fiscal Year 2018-2019 District Expenditures by LEA and Object Code as of 6/30/2019

Object Category/Object Code Description	Annual Expenditures	%
---	---------------------	---

Note: Objects Codes with "M" indicator (412M and 413M) signifies the amounts sourced from MFR report





**LEA 111 - Asheville City Schools**

**PRC 012 - Driver Training**

**Fiscal Year 2018-2019 District Expenditures by LEA and Object Code as of 6/30/2019**

Object Category/Object Code Description		Annual Expenditures	%
<b>Salary</b>			
111	Superintendent	\$ -	0.00%
112	Associate & Deputy Superintendent	-	0.00%
113	Director and/or Supervisor	-	0.00%
114	Principal/Headmaster	-	0.00%
115	Finance Officer	-	0.00%
116	Assistant Principal (Non-teaching)	-	0.00%
117	Other Assistant Principal Assignment	-	0.00%
118	Assistant Superintendent	-	0.00%
121	Teacher	-	0.00%
122	Interim Teacher – (Paid at Non-certified Rate)	-	0.00%
123	JROTC Teacher	-	0.00%
124	Foreign Exchange (VIF)	-	0.00%
125	New Teacher Orientation	-	0.00%
126	Extended Contracts	-	0.00%
127	Master Teacher	-	0.00%
129_1	Above the Scale Salary (SBA)	-	0.00%
129_2	Above the Scale Salary (Other than SBA)	-	0.00%
131	Instructional Support I - Regular Teacher Pay Scale	-	0.00%
132	Instructional Support II - Advanced Pay Scale	-	0.00%
133	Psychologists	-	0.00%
134	Teacher Mentor	-	0.00%
135	Instructional Facilitators	-	0.00%
141	Teacher Assistant - Other	-	0.00%
142	Teacher Assistant - NCLB	-	0.00%
143	Tutor (Within the instructional day)	-	0.00%
144	Interpreter/Brailist/Translator/Education Interpreter	-	0.00%
145	Therapist	-	0.00%
146	Specialist (School-Based)	-	0.00%
147	Monitor	-	0.00%
148	Non-Certified Instructor	-	0.00%
149	School Resource Officer	-	0.00%
151	Office Support	-	0.00%
152	Technician	-	0.00%
153	Administrative Specialist (Central Support)	-	0.00%
162	Substitute Pay - Regular Teacher Absence	-	0.00%
163	Substitute Pay - Staff Development Absence	-	0.00%
164	Substitute Pay - Full-Time Non-Certified	-	0.00%
165	Substitute Pay - Non-Teaching	-	0.00%
166	Teacher Assistant Pay - Staff Development	-	0.00%
167	Teacher Assistant Pay - Regular Absence	-	0.00%
171	Driver	-	0.00%
172	Driver Overtime	-	0.00%
173	Custodian	-	0.00%
174	Cafeteria Workers	-	0.00%
175	Skilled Trades	-	0.00%
176	Manager	-	0.00%
177	Work Study Student	-	0.00%
178	Day Care/Before/After School Care Staff	-	0.00%
181	Supplementary Pay	-	0.00%
180	Bonus Pay (Not Subject to Retirement)	-	0.00%
182	Employee Allowances Taxable	-	0.00%
183	Bonus Pay (Subject to Retirement)	-	0.00%

**LEA 111 - Asheville City Schools**

**PRC 012 - Driver Training**

**Fiscal Year 2018-2019 District Expenditures by LEA and Object Code as of 6/30/2019**

<b>Object Category/Object Code Description</b>	<b>Annual Expenditures</b>	<b>%</b>
187 Salary Differential (Military, Local, ...)	-	0.00%
191 Curriculum Development Pay	-	0.00%
192 Additional Responsibility Stipend	-	0.00%
193 Mentor Pay Stipend	-	0.00%
194 State-Designated Stipend	-	0.00%
196 Staff Development Participant Pay	-	0.00%
197 Staff Development Instructor	-	0.00%
198 Tutorial Pay	-	0.00%
199 Overtime Pay	-	0.00%
<b>Subtotal: \$</b>	<b>-</b>	<b>0.00%</b>
<b>Employee Benefits</b>		
211 Employer's Social Security - Regular	\$ -	0.00%
221 Employer's Retirement - Regular	-	0.00%
229 Other Retirement Cost	-	0.00%
231 Employer's Hospitalization Insurance	-	0.00%
232 Employer's Workers' Comp Insurance Cost	-	0.00%
233 Employer's Unemployment Insurance Cost	-	0.00%
234 Employer's Dental Insurance Cost	-	0.00%
235 Employer's Life Insurance Cost	-	0.00%
184 Longevity Pay	-	0.00%
185 Bonus Leave Payoff	-	0.00%
186 Short Term Disability Pay - Beyond Six Months	-	0.00%
188 Annual Leave Pay	-	0.00%
189 Short Term Disability Pay - First Six Months	-	0.00%
<b>Subtotal: \$</b>	<b>-</b>	<b>0.00%</b>
<b>Purchased Services</b>		
311 Contracted Services	\$ 94,876	100.00%
312 Workshop Expenses/Allowable Travel	-	0.00%
313 Advertising Cost	-	0.00%
314 Printing and Binding Fees	-	0.00%
315 Reproduction Costs	-	0.00%
316 Commercial Driver's License Medical Exam Expenses	-	0.00%
317 Psychological Contract Services	-	0.00%
318 Speech and Language Contracted Services	-	0.00%
319 Other Professional/Technical Services	-	0.00%
321 Public Utilities - Electric Services	-	0.00%
322 Public Utilities - Natural Gas	-	0.00%
323 Public Utilities - Water/Sewer	-	0.00%
324 Waste Management	-	0.00%
325 Contracted Repairs - Land/Bldg	-	0.00%
326 Contracted Repairs - Equipment	-	0.00%
327 Rentals/Leases	-	0.00%
331 Pupil Transportation - Contracted	-	0.00%
332 Travel Reimbursement	-	0.00%
333 Field Trips	-	0.00%
341 Telephone	-	0.00%
342 Postage	-	0.00%
343 Telecommunications Services	-	0.00%
344 Mobile Communication Costs	-	0.00%
351 Tuition Reimbursements	-	0.00%
352 Employee Education Reimbursement	-	0.00%
353 Certification/Licensing Fees	-	0.00%
<b>Subtotal: \$</b>	<b>94,876</b>	<b>100.00%</b>

**LEA 111 - Asheville City Schools**

**PRC 012 - Driver Training**

**Fiscal Year 2018-2019 District Expenditures by LEA and Object Code as of 6/30/2019**

Object Category/Object Code Description	Annual Expenditures	%
<b>Supplies &amp; Materials</b>		
411 Supplies and Materials	\$ -	0.00%
412M State Textbooks (MFR Data Source)	-	0.00%
413 Other Textbooks	-	0.00%
414 Library Books (Regular & Replacement)	-	0.00%
415 Community College/University Textbooks	-	0.00%
418 Computer Software and Supplies	-	0.00%
421 Fuel for Facilities	-	0.00%
422 Repair Parts, Materials & Labor, Grease, and Anti-Freeze	-	0.00%
423 Gas/Diesel Fuel	-	0.00%
424 Oil	-	0.00%
425 Tires and Tubes	-	0.00%
451 Food Purchase	-	0.00%
453 Food Processing Supplies	-	0.00%
454 Inventory Loss	-	0.00%
459 Other Food Purchases	-	0.00%
461 Furniture and Equipment - Inventoried	-	0.00%
462 Computer Equipment - Inventoried	-	0.00%
471 Sales and Use Tax Expense	-	0.00%
472 Sales and Use Tax Refund	-	0.00%
<b>Subtotal:</b>	<b>\$ -</b>	<b>0.00%</b>
<b>Capital Outlay</b>		
522 General Contract	-	0.00%
529 Miscellaneous Contracts & Other	-	0.00%
541 Purchase of Furniture & Equipment - Capitalized	-	0.00%
542 Purchase of Computer Hardware - Capitalized	-	0.00%
551 Purchase of Vehicles	-	0.00%
552 License and Title Fees	-	0.00%
<b>Subtotal:</b>	<b>\$ -</b>	<b>0.00%</b>
<b>Other</b>		
361 Membership Dues and Fees	\$ -	0.00%
362 Bank Service Fees	-	0.00%
363 Assessments/Penalties	-	0.00%
371 Liability Insurance	-	0.00%
372 Vehicle Liability Insurance	-	0.00%
373 Property Insurance	-	0.00%
375 Fidelity Bond Premium	-	0.00%
378 Scholastic Accident Insurance	-	0.00%
379 Other Insurance & Judgments	-	0.00%
715 Transfers to Multiple Enterprise Fund	\$ -	0.00%
<b>Subtotal:</b>	<b>\$ -</b>	<b>0.00%</b>
<b>Grand Total:</b>	<b>\$ 94,876</b>	<b>100.00%</b>

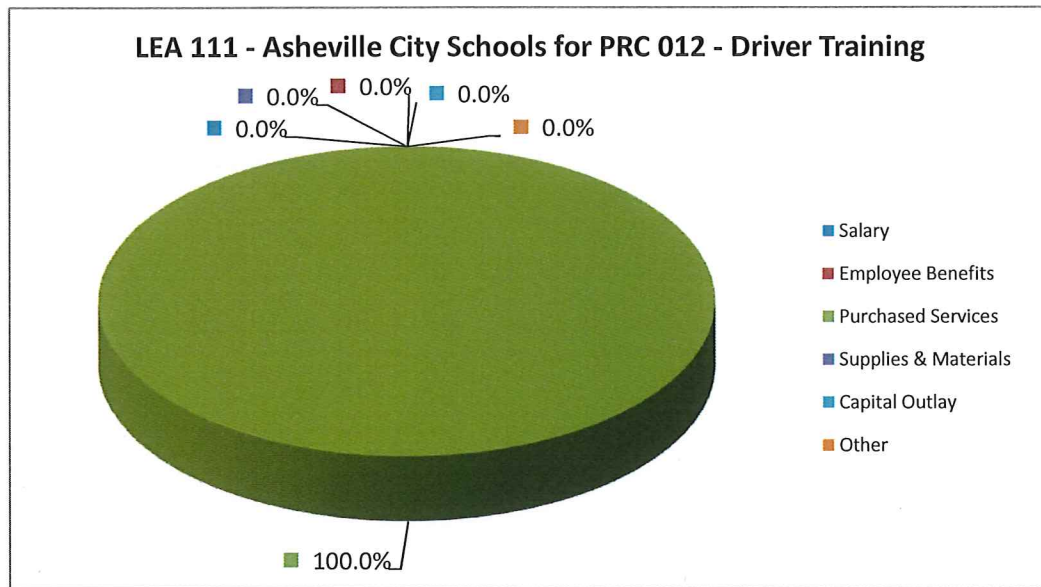
## LEA 111 - Asheville City Schools

### PRC 012 - Driver Training

Fiscal Year 2018-2019 District Expenditures by LEA and Object Code as of 6/30/2019

Object Category/Object Code Description	Annual Expenditures	%
---	---------------------	---

Note: Objects Codes with "M" indicator (412M and 413M) signifies the amounts sourced from MFR report





# LEA 111 - Asheville City Schools

## PRC 013 - Career Technical Education - Months of Employment

Fiscal Year 2018-2019 District Expenditures by LEA and Object Code as of 6/30/2019

Object Category/Object Code Description	Annual Expenditures	%
<b>Salary</b>		
111 Superintendent	\$ -	0.00%
112 Associate & Deputy Superintendent	-	0.00%
113 Director and/or Supervisor	-	0.00%
114 Principal/Headmaster	-	0.00%
115 Finance Officer	-	0.00%
116 Assistant Principal (Non-teaching)	-	0.00%
117 Other Assistant Principal Assignment	-	0.00%
118 Assistant Superintendent	-	0.00%
121 Teacher	963,162	63.83%
122 Interim Teacher – (Paid at Non-certified Rate)	-	0.00%
123 JROTC Teacher	-	0.00%
124 Foreign Exchange (VIF)	-	0.00%
125 New Teacher Orientation	-	0.00%
126 Extended Contracts	-	0.00%
127 Master Teacher	-	0.00%
129_1 Above the Scale Salary (SBA)	-	0.00%
129_2 Above the Scale Salary (Other than SBA)	-	0.00%
131 Instructional Support I - Regular Teacher Pay Scale	102,274	6.78%
132 Instructional Support II - Advanced Pay Scale	-	0.00%
133 Psychologists	-	0.00%
134 Teacher Mentor	-	0.00%
135 Instructional Facilitators	-	0.00%
141 Teacher Assistant - Other	-	0.00%
142 Teacher Assistant - NCLB	-	0.00%
143 Tutor (Within the instructional day)	-	0.00%
144 Interpreter/Brailist/Translator/Education Interpreter	-	0.00%
145 Therapist	-	0.00%
146 Specialist (School-Based)	-	0.00%
147 Monitor	-	0.00%
148 Non-Certified Instructor	-	0.00%
149 School Resource Officer	-	0.00%
151 Office Support	-	0.00%
152 Technician	-	0.00%
153 Administrative Specialist (Central Support)	-	0.00%
162 Substitute Pay - Regular Teacher Absence	18,477	1.22%
163 Substitute Pay - Staff Development Absence	-	0.00%
164 Substitute Pay - Full-Time Non-Certified	-	0.00%
165 Substitute Pay - Non-Teaching	-	0.00%
166 Teacher Assistant Pay - Staff Development	-	0.00%
167 Teacher Assistant Pay - Regular Absence	-	0.00%
171 Driver	-	0.00%
172 Driver Overtime	-	0.00%
173 Custodian	-	0.00%
174 Cafeteria Workers	-	0.00%
175 Skilled Trades	-	0.00%
176 Manager	-	0.00%
177 Work Study Student	-	0.00%
178 Day Care/Before/After School Care Staff	-	0.00%
181 Supplementary Pay	-	0.00%
180 Bonus Pay (Not Subject to Retirement)	-	0.00%
182 Employee Allowances Taxable	-	0.00%
183 Bonus Pay (Subject to Retirement)	-	0.00%

# LEA 111 - Asheville City Schools

## PRC 013 - Career Technical Education - Months of Employment

Fiscal Year 2018-2019 District Expenditures by LEA and Object Code as of 6/30/2019

Object Category/Object Code Description	Annual Expenditures	%
187 Salary Differential (Military, Local, ...)	-	0.00%
191 Curriculum Development Pay	-	0.00%
192 Additional Responsibility Stipend	-	0.00%
193 Mentor Pay Stipend	-	0.00%
194 State-Designated Stipend	-	0.00%
196 Staff Development Participant Pay	-	0.00%
197 Staff Development Instructor	-	0.00%
198 Tutorial Pay	-	0.00%
199 Overtime Pay	-	0.00%
<b>Subtotal:</b>	<b>\$ 1,083,912</b>	<b>71.83%</b>
<b>Employee Benefits</b>		
211 Employer's Social Security - Regular	\$ 79,576	5.27%
221 Employer's Retirement - Regular	199,411	13.22%
229 Other Retirement Cost	-	0.00%
231 Employer's Hospitalization Insurance	127,561	8.45%
232 Employer's Workers' Comp Insurance Cost	-	0.00%
233 Employer's Unemployment Insurance Cost	-	0.00%
234 Employer's Dental Insurance Cost	-	0.00%
235 Employer's Life Insurance Cost	-	0.00%
184 Longevity Pay	-	0.00%
185 Bonus Leave Payoff	-	0.00%
186 Short Term Disability Pay - Beyond Six Months	-	0.00%
188 Annual Leave Pay	18,473	1.22%
189 Short Term Disability Pay - First Six Months	-	0.00%
<b>Subtotal:</b>	<b>\$ 425,021</b>	<b>28.17%</b>
<b>Purchased Services</b>		
311 Contracted Services	\$ -	0.00%
312 Workshop Expenses/Allowable Travel	-	0.00%
313 Advertising Cost	-	0.00%
314 Printing and Binding Fees	-	0.00%
315 Reproduction Costs	-	0.00%
316 Commercial Driver's License Medical Exam Expenses	-	0.00%
317 Psychological Contract Services	-	0.00%
318 Speech and Language Contracted Services	-	0.00%
319 Other Professional/Technical Services	-	0.00%
321 Public Utilities - Electric Services	-	0.00%
322 Public Utilities - Natural Gas	-	0.00%
323 Public Utilities - Water/Sewer	-	0.00%
324 Waste Management	-	0.00%
325 Contracted Repairs - Land/Bldg	-	0.00%
326 Contracted Repairs - Equipment	-	0.00%
327 Rentals/Leases	-	0.00%
331 Pupil Transportation - Contracted	-	0.00%
332 Travel Reimbursement	-	0.00%
333 Field Trips	-	0.00%
341 Telephone	-	0.00%
342 Postage	-	0.00%
343 Telecommunications Services	-	0.00%
344 Mobile Communication Costs	-	0.00%
351 Tuition Reimbursements	-	0.00%
352 Employee Education Reimbursement	-	0.00%
353 Certification/Licensing Fees	-	0.00%
<b>Subtotal:</b>	<b>\$ -</b>	<b>0.00%</b>

**LEA 111 - Asheville City Schools**

**PRC 013 - Career Technical Education - Months of Employment**

Fiscal Year 2018-2019 District Expenditures by LEA and Object Code as of 6/30/2019

Object Category/Object Code Description	Annual Expenditures	%
<b>Supplies &amp; Materials</b>		
411 Supplies and Materials	\$ -	0.00%
412M State Textbooks (MFR Data Source)	-	0.00%
413 Other Textbooks	-	0.00%
414 Library Books (Regular & Replacement)	-	0.00%
415 Community College/University Textbooks	-	0.00%
418 Computer Software and Supplies	-	0.00%
421 Fuel for Facilities	-	0.00%
422 Repair Parts, Materials & Labor, Grease, and Anti-Freeze	-	0.00%
423 Gas/Diesel Fuel	-	0.00%
424 Oil	-	0.00%
425 Tires and Tubes	-	0.00%
451 Food Purchase	-	0.00%
453 Food Processing Supplies	-	0.00%
454 Inventory Loss	-	0.00%
459 Other Food Purchases	-	0.00%
461 Furniture and Equipment - Inventoried	-	0.00%
462 Computer Equipment - Inventoried	-	0.00%
471 Sales and Use Tax Expense	-	0.00%
472 Sales and Use Tax Refund	-	0.00%
<b>Subtotal:</b>	<b>\$ -</b>	<b>0.00%</b>
<b>Capital Outlay</b>		
522 General Contract	-	0.00%
529 Miscellaneous Contracts & Other	-	0.00%
541 Purchase of Furniture & Equipment - Capitalized	-	0.00%
542 Purchase of Computer Hardware - Capitalized	-	0.00%
551 Purchase of Vehicles	-	0.00%
552 License and Title Fees	-	0.00%
<b>Subtotal:</b>	<b>\$ -</b>	<b>0.00%</b>
<b>Other</b>		
361 Membership Dues and Fees	\$ -	0.00%
362 Bank Service Fees	-	0.00%
363 Assessments/Penalties	-	0.00%
371 Liability Insurance	-	0.00%
372 Vehicle Liability Insurance	-	0.00%
373 Property Insurance	-	0.00%
375 Fidelity Bond Premium	-	0.00%
378 Scholastic Accident Insurance	-	0.00%
379 Other Insurance & Judgments	-	0.00%
715 Transfers to Multiple Enterprise Fund	\$ -	0.00%
<b>Subtotal:</b>	<b>\$ -</b>	<b>0.00%</b>
<b>Grand Total:</b>	<b>\$ 1,508,933</b>	<b>100.00%</b>

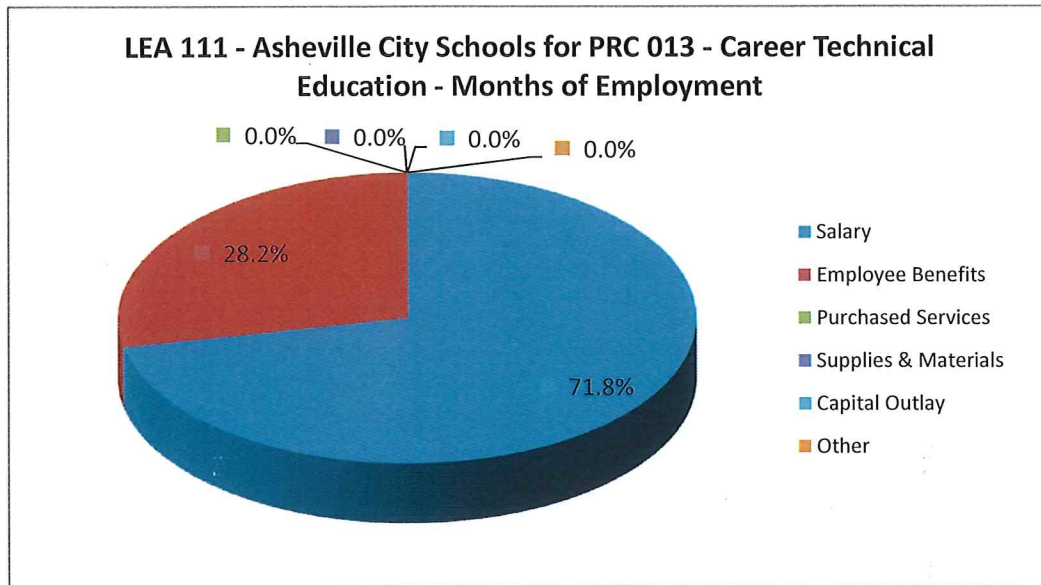
## LEA 111 - Asheville City Schools

### PRC 013 - Career Technical Education - Months of Employment

Fiscal Year 2018-2019 District Expenditures by LEA and Object Code as of 6/30/2019

Object Category/Object Code Description	Annual Expenditures	%
---	---------------------	---

*Note: Objects Codes with "M" indicator (412M and 413M) signifies the amounts sourced from MFR report*





# LEA 111 - Asheville City Schools

## PRC 014 - Career Technical Education - Program Support Funds

Fiscal Year 2018-2019 District Expenditures by LEA and Object Code as of 6/30/2019

Object Category/Object Code Description	Annual Expenditures	%
<b>Salary</b>		
111 Superintendent	\$ -	0.00%
112 Associate & Deputy Superintendent	-	0.00%
113 Director and/or Supervisor	-	0.00%
114 Principal/Headmaster	-	0.00%
115 Finance Officer	-	0.00%
116 Assistant Principal (Non-teaching)	-	0.00%
117 Other Assistant Principal Assignment	-	0.00%
118 Assistant Superintendent	-	0.00%
121 Teacher	-	0.00%
122 Interim Teacher – (Paid at Non-certified Rate)	-	0.00%
123 JROTC Teacher	-	0.00%
124 Foreign Exchange (VIF)	-	0.00%
125 New Teacher Orientation	-	0.00%
126 Extended Contracts	-	0.00%
127 Master Teacher	-	0.00%
129_1 Above the Scale Salary (SBA)	-	0.00%
129_2 Above the Scale Salary (Other than SBA)	-	0.00%
131 Instructional Support I - Regular Teacher Pay Scale	-	0.00%
132 Instructional Support II - Advanced Pay Scale	-	0.00%
133 Psychologists	-	0.00%
134 Teacher Mentor	-	0.00%
135 Instructional Facilitators	-	0.00%
141 Teacher Assistant - Other	-	0.00%
142 Teacher Assistant - NCLB	14,845	6.98%
143 Tutor (Within the instructional day)	-	0.00%
144 Interpreter/Brailist/Translator/Education Interpreter	-	0.00%
145 Therapist	-	0.00%
146 Specialist (School-Based)	12,465	5.86%
147 Monitor	-	0.00%
148 Non-Certified Instructor	-	0.00%
149 School Resource Officer	-	0.00%
151 Office Support	18,937	8.90%
152 Technician	-	0.00%
153 Administrative Specialist (Central Support)	-	0.00%
162 Substitute Pay - Regular Teacher Absence	1,110	0.52%
163 Substitute Pay - Staff Development Absence	-	0.00%
164 Substitute Pay - Full-Time Non-Certified	-	0.00%
165 Substitute Pay - Non-Teaching	-	0.00%
166 Teacher Assistant Pay - Staff Development	-	0.00%
167 Teacher Assistant Pay - Regular Absence	-	0.00%
171 Driver	-	0.00%
172 Driver Overtime	-	0.00%
173 Custodian	-	0.00%
174 Cafeteria Workers	-	0.00%
175 Skilled Trades	-	0.00%
176 Manager	-	0.00%
177 Work Study Student	2,306	1.08%
178 Day Care/Before/After School Care Staff	-	0.00%
181 Supplementary Pay	-	0.00%
180 Bonus Pay (Not Subject to Retirement)	-	0.00%
182 Employee Allowances Taxable	-	0.00%
183 Bonus Pay (Subject to Retirement)	-	0.00%

**LEA 111 - Asheville City Schools**

**PRC 014 - Career Technical Education - Program Support Funds**

Fiscal Year 2018-2019 District Expenditures by LEA and Object Code as of 6/30/2019

Object Category/Object Code Description	Annual Expenditures	%
187 Salary Differential (Military, Local, ...)	-	0.00%
191 Curriculum Development Pay	6,554	3.08%
192 Additional Responsibility Stipend	-	0.00%
193 Mentor Pay Stipend	-	0.00%
194 State-Designated Stipend	-	0.00%
196 Staff Development Participant Pay	-	0.00%
197 Staff Development Instructor	-	0.00%
198 Tutorial Pay	-	0.00%
199 Overtime Pay	1,000	0.47%
<b>Subtotal:</b>	<b>\$ 57,217</b>	<b>26.90%</b>
<b>Employee Benefits</b>		
211 Employer's Social Security - Regular	\$ 4,376	2.06%
221 Employer's Retirement - Regular	4,287	2.02%
229 Other Retirement Cost	-	0.00%
231 Employer's Hospitalization Insurance	3,662	1.72%
232 Employer's Workers' Comp Insurance Cost	-	0.00%
233 Employer's Unemployment Insurance Cost	-	0.00%
234 Employer's Dental Insurance Cost	-	0.00%
235 Employer's Life Insurance Cost	-	0.00%
184 Longevity Pay	334	0.16%
185 Bonus Leave Payoff	-	0.00%
186 Short Term Disability Pay - Beyond Six Months	-	0.00%
188 Annual Leave Pay	-	0.00%
189 Short Term Disability Pay - First Six Months	-	0.00%
<b>Subtotal:</b>	<b>\$ 12,659</b>	<b>5.95%</b>
<b>Purchased Services</b>		
311 Contracted Services	\$ 11,684	5.49%
312 Workshop Expenses/Allowable Travel	30,050	14.13%
313 Advertising Cost	-	0.00%
314 Printing and Binding Fees	-	0.00%
315 Reproduction Costs	-	0.00%
316 Commercial Driver's License Medical Exam Expenses	-	0.00%
317 Psychological Contract Services	-	0.00%
318 Speech and Language Contracted Services	-	0.00%
319 Other Professional/Technical Services	29	0.01%
321 Public Utilities - Electric Services	-	0.00%
322 Public Utilities - Natural Gas	-	0.00%
323 Public Utilities - Water/Sewer	-	0.00%
324 Waste Management	-	0.00%
325 Contracted Repairs - Land/Bldg	-	0.00%
326 Contracted Repairs - Equipment	-	0.00%
327 Rentals/Leases	1,574	0.74%
331 Pupil Transportation - Contracted	-	0.00%
332 Travel Reimbursement	532	0.25%
333 Field Trips	1,739	0.82%
341 Telephone	-	0.00%
342 Postage	-	0.00%
343 Telecommunications Services	-	0.00%
344 Mobile Communication Costs	-	0.00%
351 Tuition Reimbursements	715	0.34%
352 Employee Education Reimbursement	-	0.00%
353 Certification/Licensing Fees	-	0.00%
<b>Subtotal:</b>	<b>\$ 46,322</b>	<b>21.78%</b>

# LEA 111 - Asheville City Schools

## PRC 014 - Career Technical Education - Program Support Funds

Fiscal Year 2018-2019 District Expenditures by LEA and Object Code as of 6/30/2019

Object Category/Object Code Description		Annual Expenditures	%
<b>Supplies &amp; Materials</b>			
411	Supplies and Materials	\$ 72,064	33.89%
412M	State Textbooks (MFR Data Source)	-	0.00%
413	Other Textbooks	-	0.00%
414	Library Books (Regular & Replacement)	-	0.00%
415	Community College/University Textbooks	-	0.00%
418	Computer Software and Supplies	5,410	2.54%
421	Fuel for Facilities	-	0.00%
422	Repair Parts, Materials & Labor, Grease, and Anti-Freeze	-	0.00%
423	Gas/Diesel Fuel	-	0.00%
424	Oil	-	0.00%
425	Tires and Tubes	-	0.00%
451	Food Purchase	-	0.00%
453	Food Processing Supplies	-	0.00%
454	Inventory Loss	-	0.00%
459	Other Food Purchases	-	0.00%
461	Furniture and Equipment - Inventoried	16,951	7.97%
462	Computer Equipment - Inventoried	1,745	0.82%
471	Sales and Use Tax Expense	-	0.00%
472	Sales and Use Tax Refund	-	0.00%
<b>Subtotal: \$</b>		<b>96,171</b>	<b>45.22%</b>
<b>Capital Outlay</b>			
522	General Contract	-	0.00%
529	Miscellaneous Contracts & Other	-	0.00%
541	Purchase of Furniture & Equipment - Capitalized	-	0.00%
542	Purchase of Computer Hardware - Capitalized	-	0.00%
551	Purchase of Vehicles	-	0.00%
552	License and Title Fees	-	0.00%
<b>Subtotal: \$</b>		<b>-</b>	<b>0.00%</b>
<b>Other</b>			
361	Membership Dues and Fees	\$ -	0.00%
362	Bank Service Fees	-	0.00%
363	Assessments/Penalties	-	0.00%
371	Liability Insurance	-	0.00%
372	Vehicle Liability Insurance	-	0.00%
373	Property Insurance	-	0.00%
375	Fidelity Bond Premium	-	0.00%
378	Scholastic Accident Insurance	-	0.00%
379	Other Insurance & Judgments	300	0.14%
715	Transfers to Multiple Enterprise Fund	\$ -	0.00%
<b>Subtotal: \$</b>		<b>300</b>	<b>0.14%</b>
<b>Grand Total: \$</b>		<b>212,669</b>	<b>100.00%</b>

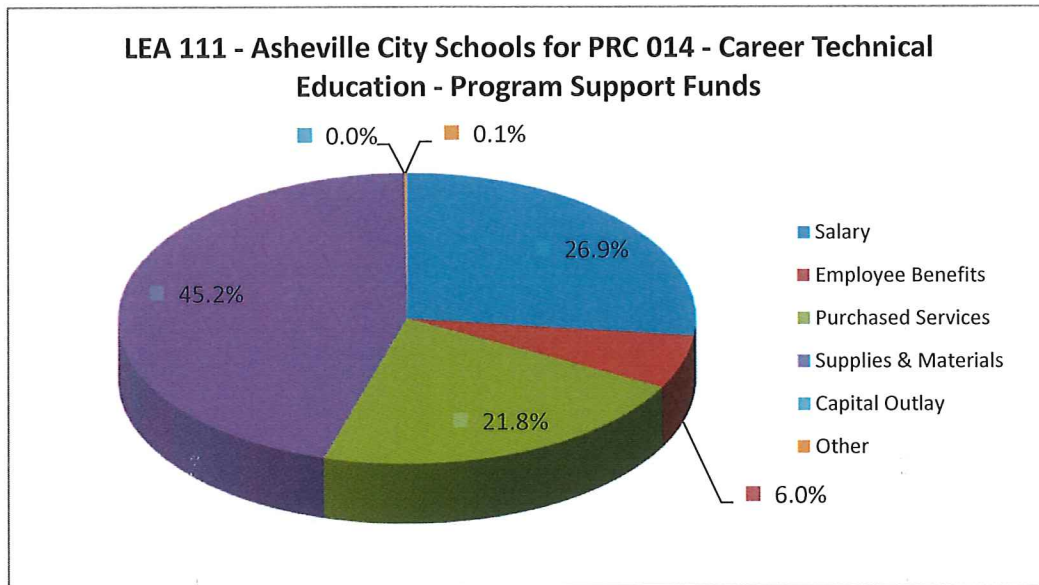
## LEA 111 - Asheville City Schools

### PRC 014 - Career Technical Education - Program Support Funds

Fiscal Year 2018-2019 District Expenditures by LEA and Object Code as of 6/30/2019

Object Category/Object Code Description	Annual Expenditures	%
---	---------------------	---

*Note: Objects Codes with "M" indicator (412M and 413M) signifies the amounts sourced from MFR report*





**LEA 111 - Asheville City Schools**

**PRC 015 - School Technology Fund**

**Fiscal Year 2018-2019 District Expenditures by LEA and Object Code as of 6/30/2019**

Object Category/Object Code Description	Annual Expenditures	%
<b>Salary</b>		
111 Superintendent	\$ -	0.00%
112 Associate & Deputy Superintendent	-	0.00%
113 Director and/or Supervisor	-	0.00%
114 Principal/Headmaster	-	0.00%
115 Finance Officer	-	0.00%
116 Assistant Principal (Non-teaching)	-	0.00%
117 Other Assistant Principal Assignment	-	0.00%
118 Assistant Superintendent	-	0.00%
121 Teacher	-	0.00%
122 Interim Teacher – (Paid at Non-certified Rate)	-	0.00%
123 JROTC Teacher	-	0.00%
124 Foreign Exchange (VIF)	-	0.00%
125 New Teacher Orientation	-	0.00%
126 Extended Contracts	-	0.00%
127 Master Teacher	-	0.00%
129_1 Above the Scale Salary (SBA)	-	0.00%
129_2 Above the Scale Salary (Other than SBA)	-	0.00%
131 Instructional Support I - Regular Teacher Pay Scale	-	0.00%
132 Instructional Support II - Advanced Pay Scale	-	0.00%
133 Psychologists	-	0.00%
134 Teacher Mentor	-	0.00%
135 Instructional Facilitators	-	0.00%
141 Teacher Assistant - Other	-	0.00%
142 Teacher Assistant - NCLB	-	0.00%
143 Tutor (Within the instructional day)	-	0.00%
144 Interpreter/Brailist/Translator/Education Interpreter	-	0.00%
145 Therapist	-	0.00%
146 Specialist (School-Based)	-	0.00%
147 Monitor	-	0.00%
148 Non-Certified Instructor	-	0.00%
149 School Resource Officer	-	0.00%
151 Office Support	-	0.00%
152 Technician	-	0.00%
153 Administrative Specialist (Central Support)	-	0.00%
162 Substitute Pay - Regular Teacher Absence	-	0.00%
163 Substitute Pay - Staff Development Absence	326	0.24%
164 Substitute Pay - Full-Time Non-Certified	-	0.00%
165 Substitute Pay - Non-Teaching	-	0.00%
166 Teacher Assistant Pay - Staff Development	-	0.00%
167 Teacher Assistant Pay - Regular Absence	-	0.00%
171 Driver	-	0.00%
172 Driver Overtime	-	0.00%
173 Custodian	-	0.00%
174 Cafeteria Workers	-	0.00%
175 Skilled Trades	-	0.00%
176 Manager	-	0.00%
177 Work Study Student	-	0.00%
178 Day Care/Before/After School Care Staff	-	0.00%
181 Supplementary Pay	-	0.00%
180 Bonus Pay (Not Subject to Retirement)	-	0.00%
182 Employee Allowances Taxable	-	0.00%
183 Bonus Pay (Subject to Retirement)	-	0.00%

**LEA 111 - Asheville City Schools**

**PRC 015 - School Technology Fund**

**Fiscal Year 2018-2019 District Expenditures by LEA and Object Code as of 6/30/2019**

Object Category/Object Code Description	Annual Expenditures	%
187 Salary Differential (Military, Local, ...)	-	0.00%
191 Curriculum Development Pay	-	0.00%
192 Additional Responsibility Stipend	-	0.00%
193 Mentor Pay Stipend	-	0.00%
194 State-Designated Stipend	-	0.00%
196 Staff Development Participant Pay	-	0.00%
197 Staff Development Instructor	6,547	4.76%
198 Tutorial Pay	-	0.00%
199 Overtime Pay	-	0.00%
<b>Subtotal:</b>	<b>\$ 6,873</b>	<b>4.99%</b>
<b>Employee Benefits</b>		
211 Employer's Social Security - Regular	\$ 526	0.38%
221 Employer's Retirement - Regular	1,140	0.83%
229 Other Retirement Cost	-	0.00%
231 Employer's Hospitalization Insurance	-	0.00%
232 Employer's Workers' Comp Insurance Cost	-	0.00%
233 Employer's Unemployment Insurance Cost	-	0.00%
234 Employer's Dental Insurance Cost	-	0.00%
235 Employer's Life Insurance Cost	-	0.00%
184 Longevity Pay	-	0.00%
185 Bonus Leave Payoff	-	0.00%
186 Short Term Disability Pay - Beyond Six Months	-	0.00%
188 Annual Leave Pay	-	0.00%
189 Short Term Disability Pay - First Six Months	-	0.00%
<b>Subtotal:</b>	<b>\$ 1,666</b>	<b>1.21%</b>
<b>Purchased Services</b>		
311 Contracted Services	\$ 342	0.25%
312 Workshop Expenses/Allowable Travel	1,852	1.35%
313 Advertising Cost	-	0.00%
314 Printing and Binding Fees	-	0.00%
315 Reproduction Costs	-	0.00%
316 Commercial Driver's License Medical Exam Expenses	-	0.00%
317 Psychological Contract Services	-	0.00%
318 Speech and Language Contracted Services	-	0.00%
319 Other Professional/Technical Services	-	0.00%
321 Public Utilities - Electric Services	-	0.00%
322 Public Utilities - Natural Gas	-	0.00%
323 Public Utilities - Water/Sewer	-	0.00%
324 Waste Management	-	0.00%
325 Contracted Repairs - Land/Bldg	-	0.00%
326 Contracted Repairs - Equipment	-	0.00%
327 Rentals/Leases	-	0.00%
331 Pupil Transportation - Contracted	-	0.00%
332 Travel Reimbursement	-	0.00%
333 Field Trips	-	0.00%
341 Telephone	-	0.00%
342 Postage	-	0.00%
343 Telecommunications Services	-	0.00%
344 Mobile Communication Costs	-	0.00%
351 Tuition Reimbursements	-	0.00%
352 Employee Education Reimbursement	-	0.00%
353 Certification/Licensing Fees	-	0.00%
<b>Subtotal:</b>	<b>\$ 2,193</b>	<b>1.59%</b>

**LEA 111 - Asheville City Schools**

**PRC 015 - School Technology Fund**

**Fiscal Year 2018-2019 District Expenditures by LEA and Object Code as of 6/30/2019**

Object Category/Object Code Description	Annual Expenditures	%
<b>Supplies &amp; Materials</b>		
411 Supplies and Materials	\$ 23,753	17.25%
412M State Textbooks (MFR Data Source)	-	0.00%
413 Other Textbooks	-	0.00%
414 Library Books (Regular & Replacement)	-	0.00%
415 Community College/University Textbooks	-	0.00%
418 Computer Software and Supplies	-	0.00%
421 Fuel for Facilities	-	0.00%
422 Repair Parts, Materials & Labor, Grease, and Anti-Freeze	-	0.00%
423 Gas/Diesel Fuel	-	0.00%
424 Oil	-	0.00%
425 Tires and Tubes	-	0.00%
451 Food Purchase	-	0.00%
453 Food Processing Supplies	-	0.00%
454 Inventory Loss	-	0.00%
459 Other Food Purchases	-	0.00%
461 Furniture and Equipment - Inventoried	-	0.00%
462 Computer Equipment - Inventoried	57,550	41.80%
471 Sales and Use Tax Expense	-	0.00%
472 Sales and Use Tax Refund	(977)	-0.71%
<b>Subtotal:</b>	<b>\$ 80,326</b>	<b>58.35%</b>
<b>Capital Outlay</b>		
522 General Contract	-	0.00%
529 Miscellaneous Contracts & Other	-	0.00%
541 Purchase of Furniture & Equipment - Capitalized	40,936	29.74%
542 Purchase of Computer Hardware - Capitalized	5,669	4.12%
551 Purchase of Vehicles	-	0.00%
552 License and Title Fees	-	0.00%
<b>Subtotal:</b>	<b>\$ 46,605</b>	<b>33.85%</b>
<b>Other</b>		
361 Membership Dues and Fees	\$ -	0.00%
362 Bank Service Fees	-	0.00%
363 Assessments/Penalties	-	0.00%
371 Liability Insurance	-	0.00%
372 Vehicle Liability Insurance	-	0.00%
373 Property Insurance	-	0.00%
375 Fidelity Bond Premium	-	0.00%
378 Scholastic Accident Insurance	-	0.00%
379 Other Insurance & Judgments	-	0.00%
715 Transfers to Multiple Enterprise Fund	\$ -	0.00%
<b>Subtotal:</b>	<b>\$ -</b>	<b>0.00%</b>
<b>Grand Total:</b>	<b>\$ 137,662</b>	<b>100.00%</b>

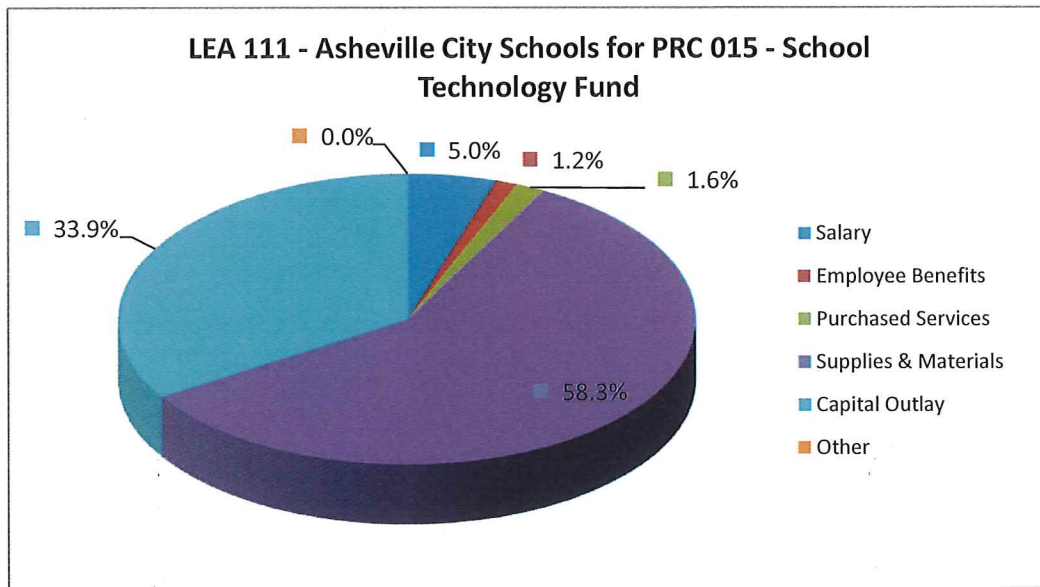
## LEA 111 - Asheville City Schools

### PRC 015 - School Technology Fund

Fiscal Year 2018-2019 District Expenditures by LEA and Object Code as of 6/30/2019

Object Category/Object Code Description	Annual Expenditures	%
---	---------------------	---

*Note: Objects Codes with "M" indicator (412M and 413M) signifies the amounts sourced from MFR report*





**LEA 111 - Asheville City Schools**

**PRC 016 - Summer Reading Camps**

**Fiscal Year 2018-2019 District Expenditures by LEA and Object Code as of 6/30/2019**

Object Category/Object Code Description	Annual Expenditures	%
<b>Salary</b>		
111 Superintendent	\$ -	0.00%
112 Associate & Deputy Superintendent	-	0.00%
113 Director and/or Supervisor	-	0.00%
114 Principal/Headmaster	-	0.00%
115 Finance Officer	-	0.00%
116 Assistant Principal (Non-teaching)	-	0.00%
117 Other Assistant Principal Assignment	-	0.00%
118 Assistant Superintendent	-	0.00%
121 Teacher	-	0.00%
122 Interim Teacher – (Paid at Non-certified Rate)	-	0.00%
123 JROTC Teacher	-	0.00%
124 Foreign Exchange (VIF)	-	0.00%
125 New Teacher Orientation	-	0.00%
126 Extended Contracts	-	0.00%
127 Master Teacher	-	0.00%
129_1 Above the Scale Salary (SBA)	-	0.00%
129_2 Above the Scale Salary (Other than SBA)	-	0.00%
131 Instructional Support I - Regular Teacher Pay Scale	-	0.00%
132 Instructional Support II - Advanced Pay Scale	-	0.00%
133 Psychologists	-	0.00%
134 Teacher Mentor	-	0.00%
135 Instructional Facilitators	-	0.00%
141 Teacher Assistant - Other	-	0.00%
142 Teacher Assistant - NCLB	-	0.00%
143 Tutor (Within the instructional day)	-	0.00%
144 Interpreter/Brailist/Translator/Education Interpreter	-	0.00%
145 Therapist	-	0.00%
146 Specialist (School-Based)	-	0.00%
147 Monitor	-	0.00%
148 Non-Certified Instructor	-	0.00%
149 School Resource Officer	-	0.00%
151 Office Support	-	0.00%
152 Technician	-	0.00%
153 Administrative Specialist (Central Support)	-	0.00%
162 Substitute Pay - Regular Teacher Absence	-	0.00%
163 Substitute Pay - Staff Development Absence	-	0.00%
164 Substitute Pay - Full-Time Non-Certified	-	0.00%
165 Substitute Pay - Non-Teaching	-	0.00%
166 Teacher Assistant Pay - Staff Development	-	0.00%
167 Teacher Assistant Pay - Regular Absence	-	0.00%
171 Driver	1,505	1.79%
172 Driver Overtime	-	0.00%
173 Custodian	-	0.00%
174 Cafeteria Workers	-	0.00%
175 Skilled Trades	-	0.00%
176 Manager	-	0.00%
177 Work Study Student	-	0.00%
178 Day Care/Before/After School Care Staff	-	0.00%
181 Supplementary Pay	-	0.00%
180 Bonus Pay (Not Subject to Retirement)	-	0.00%
182 Employee Allowances Taxable	-	0.00%
183 Bonus Pay (Subject to Retirement)	-	0.00%

**LEA 111 - Asheville City Schools**

**PRC 016 - Summer Reading Camps**

**Fiscal Year 2018-2019 District Expenditures by LEA and Object Code as of 6/30/2019**

Object Category/Object Code Description	Annual Expenditures	%
187 Salary Differential (Military, Local, ...)	-	0.00%
191 Curriculum Development Pay	-	0.00%
192 Additional Responsibility Stipend	63,005	74.96%
193 Mentor Pay Stipend	-	0.00%
194 State-Designated Stipend	-	0.00%
196 Staff Development Participant Pay	-	0.00%
197 Staff Development Instructor	-	0.00%
198 Tutorial Pay	-	0.00%
199 Overtime Pay	-	0.00%
<b>Subtotal:</b>	<b>\$ 64,510</b>	<b>76.75%</b>
<b>Employee Benefits</b>		
211 Employer's Social Security - Regular	\$ 4,935	5.87%
221 Employer's Retirement - Regular	12,167	14.47%
229 Other Retirement Cost	-	0.00%
231 Employer's Hospitalization Insurance	-	0.00%
232 Employer's Workers' Comp Insurance Cost	-	0.00%
233 Employer's Unemployment Insurance Cost	-	0.00%
234 Employer's Dental Insurance Cost	-	0.00%
235 Employer's Life Insurance Cost	-	0.00%
184 Longevity Pay	-	0.00%
185 Bonus Leave Payoff	-	0.00%
186 Short Term Disability Pay - Beyond Six Months	-	0.00%
188 Annual Leave Pay	-	0.00%
189 Short Term Disability Pay - First Six Months	-	0.00%
<b>Subtotal:</b>	<b>\$ 17,102</b>	<b>20.35%</b>
<b>Purchased Services</b>		
311 Contracted Services	\$ -	0.00%
312 Workshop Expenses/Allowable Travel	-	0.00%
313 Advertising Cost	-	0.00%
314 Printing and Binding Fees	-	0.00%
315 Reproduction Costs	-	0.00%
316 Commercial Driver's License Medical Exam Expenses	-	0.00%
317 Psychological Contract Services	-	0.00%
318 Speech and Language Contracted Services	-	0.00%
319 Other Professional/Technical Services	-	0.00%
321 Public Utilities - Electric Services	-	0.00%
322 Public Utilities - Natural Gas	-	0.00%
323 Public Utilities - Water/Sewer	-	0.00%
324 Waste Management	-	0.00%
325 Contracted Repairs - Land/Bldg	-	0.00%
326 Contracted Repairs - Equipment	-	0.00%
327 Rentals/Leases	-	0.00%
331 Pupil Transportation - Contracted	642	0.76%
332 Travel Reimbursement	-	0.00%
333 Field Trips	-	0.00%
341 Telephone	-	0.00%
342 Postage	-	0.00%
343 Telecommunications Services	-	0.00%
344 Mobile Communication Costs	-	0.00%
351 Tuition Reimbursements	-	0.00%
352 Employee Education Reimbursement	-	0.00%
353 Certification/Licensing Fees	-	0.00%
<b>Subtotal:</b>	<b>\$ 642</b>	<b>0.76%</b>

**LEA 111 - Asheville City Schools**

**PRC 016 - Summer Reading Camps**

Fiscal Year 2018-2019 District Expenditures by LEA and Object Code as of 6/30/2019

Object Category/Object Code Description	Annual Expenditures	%
<b>Supplies &amp; Materials</b>		
411 Supplies and Materials	\$ 1,800	2.14%
412M State Textbooks (MFR Data Source)	-	0.00%
413 Other Textbooks	-	0.00%
414 Library Books (Regular & Replacement)	-	0.00%
415 Community College/University Textbooks	-	0.00%
418 Computer Software and Supplies	-	0.00%
421 Fuel for Facilities	-	0.00%
422 Repair Parts, Materials & Labor, Grease, and Anti-Freeze	-	0.00%
423 Gas/Diesel Fuel	-	0.00%
424 Oil	-	0.00%
425 Tires and Tubes	-	0.00%
451 Food Purchase	-	0.00%
453 Food Processing Supplies	-	0.00%
454 Inventory Loss	-	0.00%
459 Other Food Purchases	-	0.00%
461 Furniture and Equipment - Inventoried	-	0.00%
462 Computer Equipment - Inventoried	-	0.00%
471 Sales and Use Tax Expense	-	0.00%
472 Sales and Use Tax Refund	-	0.00%
<b>Subtotal:</b>	<b>\$ 1,800</b>	<b>2.14%</b>
<b>Capital Outlay</b>		
522 General Contract	-	0.00%
529 Miscellaneous Contracts & Other	-	0.00%
541 Purchase of Furniture & Equipment - Capitalized	-	0.00%
542 Purchase of Computer Hardware - Capitalized	-	0.00%
551 Purchase of Vehicles	-	0.00%
552 License and Title Fees	-	0.00%
<b>Subtotal:</b>	<b>\$ -</b>	<b>0.00%</b>
<b>Other</b>		
361 Membership Dues and Fees	\$ -	0.00%
362 Bank Service Fees	-	0.00%
363 Assessments/Penalties	-	0.00%
371 Liability Insurance	-	0.00%
372 Vehicle Liability Insurance	-	0.00%
373 Property Insurance	-	0.00%
375 Fidelity Bond Premium	-	0.00%
378 Scholastic Accident Insurance	-	0.00%
379 Other Insurance & Judgments	-	0.00%
715 Transfers to Multiple Enterprise Fund	\$ -	0.00%
<b>Subtotal:</b>	<b>\$ -</b>	<b>0.00%</b>
<b>Grand Total:</b>	<b>\$ 84,054</b>	<b>100.00%</b>

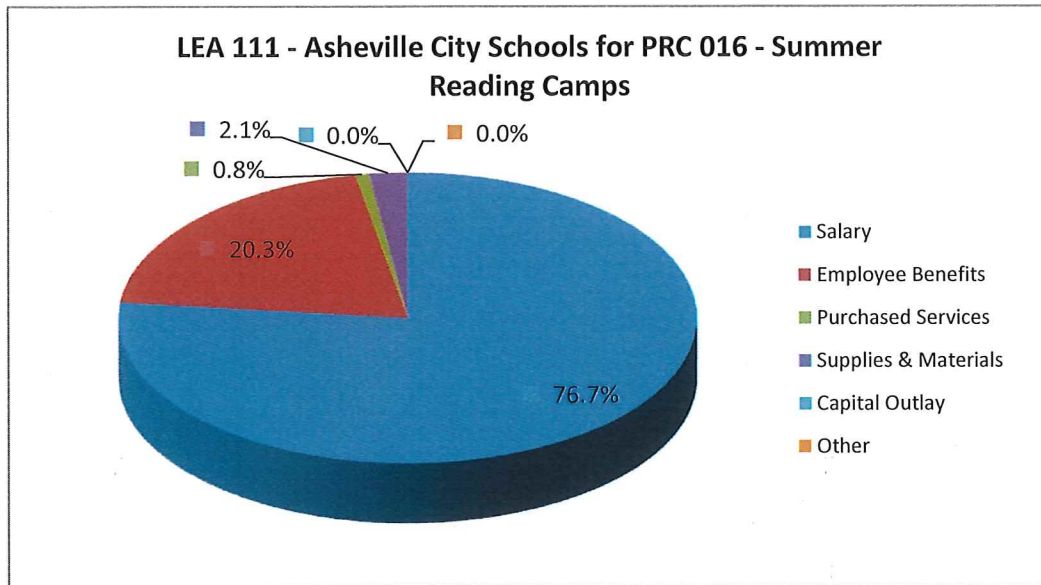
## LEA 111 - Asheville City Schools

### PRC 016 - Summer Reading Camps

Fiscal Year 2018-2019 District Expenditures by LEA and Object Code as of 6/30/2019

Object Category/Object Code Description	Annual Expenditures	%
---	---------------------	---

*Note: Objects Codes with "M" indicator (412M and 413M) signifies the amounts sourced from MFR report*





# LEA 111 - Asheville City Schools

## PRC 024 - Disadvantaged Student Supplemental Funding

Fiscal Year 2018-2019 District Expenditures by LEA and Object Code as of 6/30/2019

Object Category/Object Code Description	Annual Expenditures	%
<b>Salary</b>		
111 Superintendent	\$ -	0.00%
112 Associate & Deputy Superintendent	-	0.00%
113 Director and/or Supervisor	48,270	21.57%
114 Principal/Headmaster	-	0.00%
115 Finance Officer	-	0.00%
116 Assistant Principal (Non-teaching)	-	0.00%
117 Other Assistant Principal Assignment	-	0.00%
118 Assistant Superintendent	-	0.00%
121 Teacher	38,950	17.40%
122 Interim Teacher – (Paid at Non-certified Rate)	-	0.00%
123 JROTC Teacher	-	0.00%
124 Foreign Exchange (VIF)	-	0.00%
125 New Teacher Orientation	-	0.00%
126 Extended Contracts	-	0.00%
127 Master Teacher	-	0.00%
129_1 Above the Scale Salary (SBA)	-	0.00%
129_2 Above the Scale Salary (Other than SBA)	-	0.00%
131 Instructional Support I - Regular Teacher Pay Scale	23,575	10.53%
132 Instructional Support II - Advanced Pay Scale	-	0.00%
133 Psychologists	-	0.00%
134 Teacher Mentor	-	0.00%
135 Instructional Facilitators	41,150	18.39%
141 Teacher Assistant - Other	-	0.00%
142 Teacher Assistant - NCLB	-	0.00%
143 Tutor (Within the instructional day)	-	0.00%
144 Interpreter/Brailist/Translator/Education Interpreter	-	0.00%
145 Therapist	-	0.00%
146 Specialist (School-Based)	-	0.00%
147 Monitor	-	0.00%
148 Non-Certified Instructor	-	0.00%
149 School Resource Officer	-	0.00%
151 Office Support	-	0.00%
152 Technician	-	0.00%
153 Administrative Specialist (Central Support)	-	0.00%
162 Substitute Pay - Regular Teacher Absence	488	0.22%
163 Substitute Pay - Staff Development Absence	-	0.00%
164 Substitute Pay - Full-Time Non-Certified	-	0.00%
165 Substitute Pay - Non-Teaching	-	0.00%
166 Teacher Assistant Pay - Staff Development	-	0.00%
167 Teacher Assistant Pay - Regular Absence	163	0.07%
171 Driver	-	0.00%
172 Driver Overtime	-	0.00%
173 Custodian	-	0.00%
174 Cafeteria Workers	-	0.00%
175 Skilled Trades	-	0.00%
176 Manager	-	0.00%
177 Work Study Student	-	0.00%
178 Day Care/Before/After School Care Staff	-	0.00%
181 Supplementary Pay	-	0.00%
180 Bonus Pay (Not Subject to Retirement)	-	0.00%
182 Employee Allowances Taxable	-	0.00%
183 Bonus Pay (Subject to Retirement)	-	0.00%

# LEA 111 - Asheville City Schools

## PRC 024 - Disadvantaged Student Supplemental Funding

Fiscal Year 2018-2019 District Expenditures by LEA and Object Code as of 6/30/2019

Object Category/Object Code Description	Annual Expenditures	%
187 Salary Differential (Military, Local, ...)	-	0.00%
191 Curriculum Development Pay	-	0.00%
192 Additional Responsibility Stipend	-	0.00%
193 Mentor Pay Stipend	-	0.00%
194 State-Designated Stipend	-	0.00%
196 Staff Development Participant Pay	-	0.00%
197 Staff Development Instructor	-	0.00%
198 Tutorial Pay	-	0.00%
199 Overtime Pay	-	0.00%
<b>Subtotal:</b>	<b>\$ 152,596</b>	<b>68.18%</b>
<b>Employee Benefits</b>		
211 Employer's Social Security - Regular	\$ 10,942	4.89%
221 Employer's Retirement - Regular	28,644	12.80%
229 Other Retirement Cost	-	0.00%
231 Employer's Hospitalization Insurance	18,521	8.28%
232 Employer's Workers' Comp Insurance Cost	-	0.00%
233 Employer's Unemployment Insurance Cost	-	0.00%
234 Employer's Dental Insurance Cost	-	0.00%
235 Employer's Life Insurance Cost	-	0.00%
184 Longevity Pay	-	0.00%
185 Bonus Leave Payoff	-	0.00%
186 Short Term Disability Pay - Beyond Six Months	-	0.00%
188 Annual Leave Pay	-	0.00%
189 Short Term Disability Pay - First Six Months	-	0.00%
<b>Subtotal:</b>	<b>\$ 58,107</b>	<b>25.96%</b>
<b>Purchased Services</b>		
311 Contracted Services	\$ -	0.00%
312 Workshop Expenses/Allowable Travel	-	0.00%
313 Advertising Cost	-	0.00%
314 Printing and Binding Fees	-	0.00%
315 Reproduction Costs	-	0.00%
316 Commercial Driver's License Medical Exam Expenses	-	0.00%
317 Psychological Contract Services	-	0.00%
318 Speech and Language Contracted Services	-	0.00%
319 Other Professional/Technical Services	-	0.00%
321 Public Utilities - Electric Services	-	0.00%
322 Public Utilities - Natural Gas	-	0.00%
323 Public Utilities - Water/Sewer	-	0.00%
324 Waste Management	-	0.00%
325 Contracted Repairs - Land/Bldg	-	0.00%
326 Contracted Repairs - Equipment	-	0.00%
327 Rentals/Leases	-	0.00%
331 Pupil Transportation - Contracted	-	0.00%
332 Travel Reimbursement	-	0.00%
333 Field Trips	-	0.00%
341 Telephone	-	0.00%
342 Postage	-	0.00%
343 Telecommunications Services	-	0.00%
344 Mobile Communication Costs	-	0.00%
351 Tuition Reimbursements	-	0.00%
352 Employee Education Reimbursement	-	0.00%
353 Certification/Licensing Fees	-	0.00%
<b>Subtotal:</b>	<b>\$ -</b>	<b>0.00%</b>

**LEA 111 - Asheville City Schools**

**PRC 024 - Disadvantaged Student Supplemental Funding**

Fiscal Year 2018-2019 District Expenditures by LEA and Object Code as of 6/30/2019

Object Category/Object Code Description	Annual Expenditures	%
<b>Supplies &amp; Materials</b>		
411 Supplies and Materials	\$ -	0.00%
412M State Textbooks (MFR Data Source)	-	0.00%
413 Other Textbooks	-	0.00%
414 Library Books (Regular & Replacement)	-	0.00%
415 Community College/University Textbooks	-	0.00%
418 Computer Software and Supplies	13,107	5.86%
421 Fuel for Facilities	-	0.00%
422 Repair Parts, Materials & Labor, Grease, and Anti-Freeze	-	0.00%
423 Gas/Diesel Fuel	-	0.00%
424 Oil	-	0.00%
425 Tires and Tubes	-	0.00%
451 Food Purchase	-	0.00%
453 Food Processing Supplies	-	0.00%
454 Inventory Loss	-	0.00%
459 Other Food Purchases	-	0.00%
461 Furniture and Equipment - Inventoried	-	0.00%
462 Computer Equipment - Inventoried	-	0.00%
471 Sales and Use Tax Expense	-	0.00%
472 Sales and Use Tax Refund	-	0.00%
<b>Subtotal:</b>	<b>\$ 13,107</b>	<b>5.86%</b>
<b>Capital Outlay</b>		
522 General Contract	-	0.00%
529 Miscellaneous Contracts & Other	-	0.00%
541 Purchase of Furniture & Equipment - Capitalized	-	0.00%
542 Purchase of Computer Hardware - Capitalized	-	0.00%
551 Purchase of Vehicles	-	0.00%
552 License and Title Fees	-	0.00%
<b>Subtotal:</b>	<b>\$ -</b>	<b>0.00%</b>
<b>Other</b>		
361 Membership Dues and Fees	\$ -	0.00%
362 Bank Service Fees	-	0.00%
363 Assessments/Penalties	-	0.00%
371 Liability Insurance	-	0.00%
372 Vehicle Liability Insurance	-	0.00%
373 Property Insurance	-	0.00%
375 Fidelity Bond Premium	-	0.00%
378 Scholastic Accident Insurance	-	0.00%
379 Other Insurance & Judgments	-	0.00%
715 Transfers to Multiple Enterprise Fund	\$ -	0.00%
<b>Subtotal:</b>	<b>\$ -</b>	<b>0.00%</b>
<b>Grand Total:</b>	<b>\$ 223,810</b>	<b>100.00%</b>

## LEA 111 - Asheville City Schools

### PRC 024 - Disadvantaged Student Supplemental Funding

Fiscal Year 2018-2019 District Expenditures by LEA and Object Code as of 6/30/2019

Object Category/Object Code Description	Annual Expenditures	%
---	---------------------	---

*Note: Objects Codes with "M" indicator (412M and 413M) signifies the amounts sourced from MFR report*

