

LEA 111 - Asheville City Schools

PRC 027 - Teacher Assistants

Fiscal Year 2019-2020 District Expenditures by LEA and Object Code as of 6/30/2020

Object Category/Object Code	Description	Annual Expenditures	%
Salary			
111	Superintendent	\$ -	0.00%
112	Associate and Deputy Superintendent	-	0.00%
113	Director and/or Supervisor	-	0.00%
114	Principal/Headmaster	-	0.00%
115	Finance Officer	-	0.00%
116	Assistant Principal (Non-teaching)	-	0.00%
117	Other Assistant Principal Assignment	-	0.00%
118	Assistant Superintendent	-	0.00%
121	Teacher	-	0.00%
122	Interim Teacher – (Paid at Non-certified Rate)	-	0.00%
123	JROTC Teacher	-	0.00%
124	Foreign Exchange (VIF)	-	0.00%
125	New Teacher Orientation	-	0.00%
126	Extended Contracts	-	0.00%
127	Master Teacher	-	0.00%
	Re-employed Retired Teacher - Exempt from the		
128	Earnings Cap	-	0.00%
129_1	Above the Scale Salary (SBA)	-	0.00%
129_2	Above the Scale Salary (Other than SBA)	-	0.00%
131	Instructional Support I - Regular Teacher Pay Scale	-	0.00%
132	Instructional Support II - Advanced Pay Scale	-	0.00%
133	Psychologists	-	0.00%
135	Instructional Facilitators	-	0.00%
141	Teacher Assistant - Other	-	0.00%
142	Teacher Assistant - NCLB	818,705	66.98%
143	Tutor (Within the instructional day)	-	0.00%
144	Interpreter, Brailist, Translator, Education Interpreter	-	0.00%
145	Therapist	-	0.00%
146	School-Based Specialist	-	0.00%
147	Monitor	-	0.00%
148	Non-Certified Instructor	-	0.00%
149	School Resource Officer	-	0.00%
151	Office Support	-	0.00%
152	Technician	-	0.00%
153	Administrative Specialist (Central Support)	-	0.00%
162	Substitute Teacher - Regular Teacher Absence	-	0.00%
163	Substitute Teacher - Staff Development Absence	-	0.00%
164	Substitute Teacher - Full-Time Non-Certified	-	0.00%
165	Substitute - Non-Teaching	-	0.00%
	Teacher Assistant Salary When Substituting (Staff		
166	Development Absence)	-	0.00%
	Teacher Assistant Salary When Substituting (Regular		
167	Teacher Absence)	1,058	0.09%
171	Driver	-	0.00%
172	Driver Overtime	-	0.00%
173	Custodian	-	0.00%
174	Cafeteria Workers	-	0.00%
175	Skilled Trades	-	0.00%
176	Manager	-	0.00%
177	Work Study Student	-	0.00%
178	Day Care/Before/After School Care Staff	-	0.00%
180	Bonus Pay (Not Subject to Retirement)	-	0.00%
181	Supplement/Supplementary Pay	-	0.00%
182	Employee Allowances Taxable	-	0.00%
183	Bonus Pay (Subject to Retirement)	-	0.00%
187	Salary Differential	-	0.00%
191	Curriculum Development Pay	-	0.00%
192	Additional Responsibility Stipend	-	0.00%
193	Mentor Pay Stipend	-	0.00%
194	State-Designated Stipend	-	0.00%
195	Planning Period Stipend	-	0.00%

Updated on: October 2, 2020

Printed: 10/6/2020

Page 1 of 3

LEA 111 - Asheville City Schools

PRC 027 - Teacher Assistants

Fiscal Year 2019-2020 District Expenditures by LEA and Object Code as of 6/30/2020

Object Category/Object Code Description		Annual Expenditures	%
Salary			
196	Staff Development Participant Pay	-	0.00%
197	Staff Development Instructor	-	0.00%
198	Tutorial Pay	-	0.00%
199	Overtime Pay	-	0.00%
Subtotal:		\$ 819,763	67.07%
Employee Benefits			
211	Employer's Social Security Cost- Regular	\$ 54,834	4.49%
221	Employer's Retirement Cost - Regular	153,324	12.54%
229	Other Retirement Cost	-	0.00%
231	Employer's Hospitalization Insurance	194,340	15.90%
232	Employer's Workers' Comp Insurance Cost	-	0.00%
233	Employer's Unemployment Insurance Cost	-	0.00%
234	Employer's Dental Insurance Cost	-	0.00%
235	Employer's Life Insurance Cost	-	0.00%
184	Longevity Pay	-	0.00%
185	Bonus Leave Payoff	-	0.00%
186	Short Term Disability Pay - Beyond Six Months	-	0.00%
188	Annual Leave Payoff	-	0.00%
189	Short Term Disability Pay – First Six Months	-	0.00%
Subtotal:		\$ 402,499	32.93%
Purchased Services			
311	Contracted Services	\$ -	0.00%
312	Workshop Expenses	-	0.00%
313	Advertising Cost	-	0.00%
314	Printing and Binding Fees	-	0.00%
315	Reproduction Costs	-	0.00%
316	Commercial Driver's License Medical Exam Expenses	-	0.00%
317	Psychological Contract Services	-	0.00%
318	Speech and Language Contracted Services	-	0.00%
319	Other Professional/Technical Contract Services	-	0.00%
321	Public Utilities - Electric Services	-	0.00%
322	Public Utilities - Natural Gas	-	0.00%
323	Public Utilities - Water/Sewer	-	0.00%
324	Waste Management	-	0.00%
325	Contracted Repairs and Maintenance – Land and Buildings	-	0.00%
326	Contracted Repairs and Maintenance - Equipment	-	0.00%
327	Rentals/Leases	-	0.00%
331	Pupil Transportation - Contracted	-	0.00%
332	Travel Reimbursement	-	0.00%
333	Field Trips	-	0.00%
341	Telephone	-	0.00%
342	Postage	-	0.00%
343	Telecommunications Services	-	0.00%
344	Mobile Communication Costs	-	0.00%
351	Tuition Reimbursements	-	0.00%
352	Employee Education Reimbursement	-	0.00%
353	Certification/Licensing Fees	-	0.00%
Subtotal:		\$ -	0.00%
Supplies & Materials			
411	Supplies and Materials	\$ -	0.00%
412M	State Textbooks (MFR Data Source)	-	0.00%
413	Other Textbooks	-	0.00%
413M	Other Textbooks (MFR Data Source)	-	0.00%
414	Library Books (Regular and Replacement)	-	0.00%
415	Community College/University Textbooks	-	0.00%
418	Computer Software and Supplies	-	0.00%
421	Fuel for Facilities	-	0.00%
422	Repair Parts, Materials, and Related Labor, Grease, and Anti-Freeze	-	0.00%
423	Gas/Diesel Fuel	-	0.00%

Updated on: October 2, 2020

Printed: 10/6/2020

Page 2 of 3

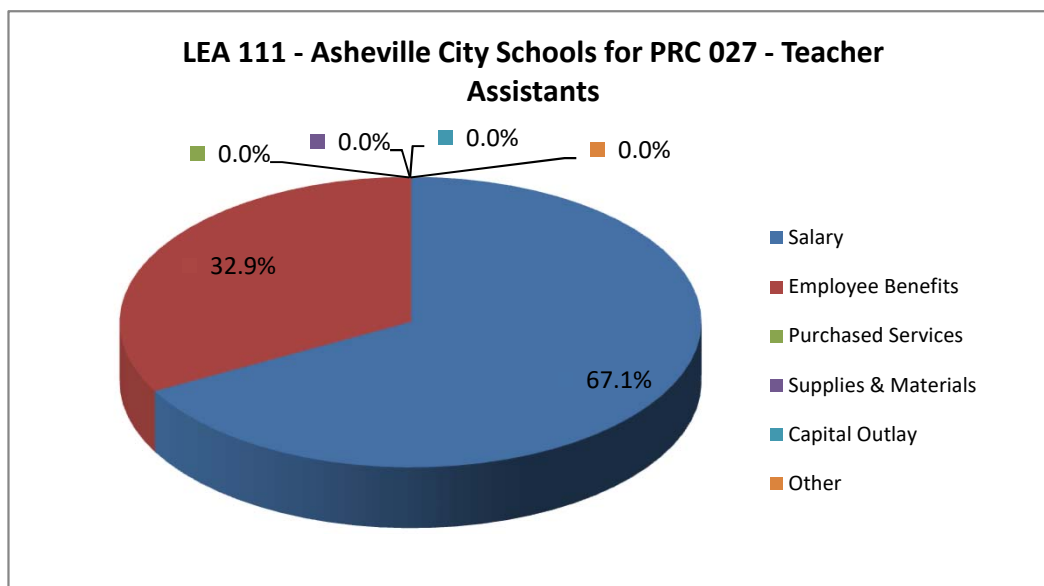
LEA 111 - Asheville City Schools

PRC 027 - Teacher Assistants

Fiscal Year 2019-2020 District Expenditures by LEA and Object Code as of 6/30/2020

Object Category/Object Code Description	Annual Expenditures	%
Salary		
424 Oil	-	0.00%
425 Tires and Tubes	-	0.00%
451 Food Purchase	-	0.00%
452 USDA Commodity Foods	-	0.00%
453 Food Processing Supplies	-	0.00%
459 Other Food Purchases	-	0.00%
461 Furniture and Equipment - Inventoried	-	0.00%
462 Computer Equipment - Inventoried	-	0.00%
471 Sales and Use Tax Expense	-	0.00%
472 Sales and Use Tax Refund	-	0.00%
Subtotal:	\$ -	0.00%
Capital Outlay		
522 General Contract	\$ -	0.00%
529 Miscellaneous Contracts and Other Charges	-	0.00%
532 Improvements to Existing Sites	-	0.00%
541 Purchase of Furniture & Equipment - Capitalized	-	0.00%
542 Purchase of Computer Hardware - Capitalized	-	0.00%
551 Purchase of Vehicles	-	0.00%
552 License and Title Fees	-	0.00%
Subtotal:	\$ -	0.00%
Other		
361 Membership Dues and Fees	\$ -	0.00%
363 Assessments/Penalties	-	0.00%
371 Liability Insurance	-	0.00%
372 Vehicle Liability Insurance	-	0.00%
373 Property Insurance	-	0.00%
378 Scholastic Accident Insurance	-	0.00%
379 Other Insurance and Judgments	-	0.00%
715 Transfers to Multiple Enterprise Fund	-	0.00%
Subtotal:	\$ -	0.00%
Grand Total:	\$ 1,222,262	100.00%

Note: 1) Objects Codes with "M" indicator (412M and 413M) signifies the amounts sourced from MFR report
2) CRF Funds in PRC's 12x are not included in this report



LEA 111 - Asheville City Schools

PRC 028 - Highly Qualified NC Teaching Graduate

Fiscal Year 2019-2020 District Expenditures by LEA and Object Code as of 6/30/2020

Object Category/Object Code Description	Annual Expenditures	%
Salary		
111 Superintendent	\$ -	0.00%
112 Associate and Deputy Superintendent	-	0.00%
113 Director and/or Supervisor	-	0.00%
114 Principal/Headmaster	-	0.00%
115 Finance Officer	-	0.00%
116 Assistant Principal (Non-teaching)	-	0.00%
117 Other Assistant Principal Assignment	-	0.00%
118 Assistant Superintendent	-	0.00%
121 Teacher	-	0.00%
122 Interim Teacher – (Paid at Non-certified Rate)	-	0.00%
123 JROTC Teacher	-	0.00%
124 Foreign Exchange (VIF)	-	0.00%
125 New Teacher Orientation	-	0.00%
126 Extended Contracts	-	0.00%
127 Master Teacher	-	0.00%
Re-employed Retired Teacher - Exempt from the		
128 Earnings Cap	-	0.00%
129_1 Above the Scale Salary (SBA)	-	0.00%
129_2 Above the Scale Salary (Other than SBA)	-	0.00%
131 Instructional Support I - Regular Teacher Pay Scale	-	0.00%
132 Instructional Support II - Advanced Pay Scale	-	0.00%
133 Psychologists	-	0.00%
135 Instructional Facilitators	-	0.00%
141 Teacher Assistant - Other	-	0.00%
142 Teacher Assistant - NCLB	-	0.00%
143 Tutor (Within the instructional day)	-	0.00%
144 Interpreter, Brailist, Translator, Education Interpreter	-	0.00%
145 Therapist	-	0.00%
146 School-Based Specialist	-	0.00%
147 Monitor	-	0.00%
148 Non-Certified Instructor	-	0.00%
149 School Resource Officer	-	0.00%
151 Office Support	-	0.00%
152 Technician	-	0.00%
153 Administrative Specialist (Central Support)	-	0.00%
162 Substitute Teacher - Regular Teacher Absence	-	0.00%
163 Substitute Teacher - Staff Development Absence	-	0.00%
164 Substitute Teacher - Full-Time Non-Certified	-	0.00%
165 Substitute - Non-Teaching	-	0.00%
Teacher Assistant Salary When Substituting (Staff		
166 Development Absence)	-	0.00%
Teacher Assistant Salary When Substituting (Regular		
167 Teacher Absence)	-	0.00%
171 Driver	-	0.00%
172 Driver Overtime	-	0.00%
173 Custodian	-	0.00%
174 Cafeteria Workers	-	0.00%
175 Skilled Trades	-	0.00%
176 Manager	-	0.00%
177 Work Study Student	-	0.00%
178 Day Care/Before/After School Care Staff	-	0.00%
180 Bonus Pay (Not Subject to Retirement)	-	0.00%
181 Supplement/Supplementary Pay	-	0.00%
182 Employee Allowances Taxable	-	0.00%
183 Bonus Pay (Subject to Retirement)	-	0.00%
187 Salary Differential	-	0.00%
191 Curriculum Development Pay	-	0.00%
192 Additional Responsibility Stipend	-	0.00%
193 Mentor Pay Stipend	-	0.00%
194 State-Designated Stipend	-	0.00%
195 Planning Period Stipend	-	0.00%

Updated on: October 2, 2020

Printed: 10/7/2020

Page 1 of 3

LEA 111 - Asheville City Schools

PRC 028 - Highly Qualified NC Teaching Graduate

Fiscal Year 2019-2020 District Expenditures by LEA and Object Code as of 6/30/2020

Object Category/Object Code Description	Annual Expenditures	%
Salary		
196 Staff Development Participant Pay	-	0.00%
197 Staff Development Instructor	-	0.00%
198 Tutorial Pay	-	0.00%
199 Overtime Pay	-	0.00%
Subtotal: \$	-	0.00%
Employee Benefits		
211 Employer's Social Security Cost- Regular	\$ -	0.00%
221 Employer's Retirement Cost - Regular	-	0.00%
229 Other Retirement Cost	-	0.00%
231 Employer's Hospitalization Insurance	-	0.00%
232 Employer's Workers' Comp Insurance Cost	-	0.00%
233 Employer's Unemployment Insurance Cost	-	0.00%
234 Employer's Dental Insurance Cost	-	0.00%
235 Employer's Life Insurance Cost	-	0.00%
184 Longevity Pay	-	0.00%
185 Bonus Leave Payoff	-	0.00%
186 Short Term Disability Pay - Beyond Six Months	-	0.00%
188 Annual Leave Payoff	-	0.00%
189 Short Term Disability Pay – First Six Months	-	0.00%
Subtotal: \$	-	0.00%
Purchased Services		
311 Contracted Services	\$ -	0.00%
312 Workshop Expenses	-	0.00%
313 Advertising Cost	-	0.00%
314 Printing and Binding Fees	-	0.00%
315 Reproduction Costs	-	0.00%
316 Commercial Driver's License Medical Exam Expenses	-	0.00%
317 Psychological Contract Services	-	0.00%
318 Speech and Language Contracted Services	-	0.00%
319 Other Professional/Technical Contract Services	-	0.00%
321 Public Utilities - Electric Services	-	0.00%
322 Public Utilities - Natural Gas	-	0.00%
323 Public Utilities - Water/Sewer	-	0.00%
324 Waste Management	-	0.00%
Contracted Repairs and Maintenance – Land and Buildings	-	0.00%
325 Buildings	-	0.00%
326 Contracted Repairs and Maintenance - Equipment	-	0.00%
327 Rentals/Leases	-	0.00%
331 Pupil Transportation - Contracted	-	0.00%
332 Travel Reimbursement	-	0.00%
333 Field Trips	-	0.00%
341 Telephone	-	0.00%
342 Postage	-	0.00%
343 Telecommunications Services	-	0.00%
344 Mobile Communication Costs	-	0.00%
351 Tuition Reimbursements	-	0.00%
352 Employee Education Reimbursement	-	0.00%
353 Certification/Licensing Fees	-	0.00%
Subtotal: \$	-	0.00%
Supplies & Materials		
411 Supplies and Materials	\$ -	0.00%
412M State Textbooks (MFR Data Source)	-	0.00%
413 Other Textbooks	-	0.00%
413M Other Textbooks (MFR Data Source)	-	0.00%
414 Library Books (Regular and Replacement)	-	0.00%
415 Community College/University Textbooks	-	0.00%
418 Computer Software and Supplies	-	0.00%
421 Fuel for Facilities	-	0.00%
Repair Parts, Materials, and Related Labor, Grease, and		
422 Anti-Freeze	-	0.00%
423 Gas/Diesel Fuel	-	0.00%

Updated on: October 2, 2020

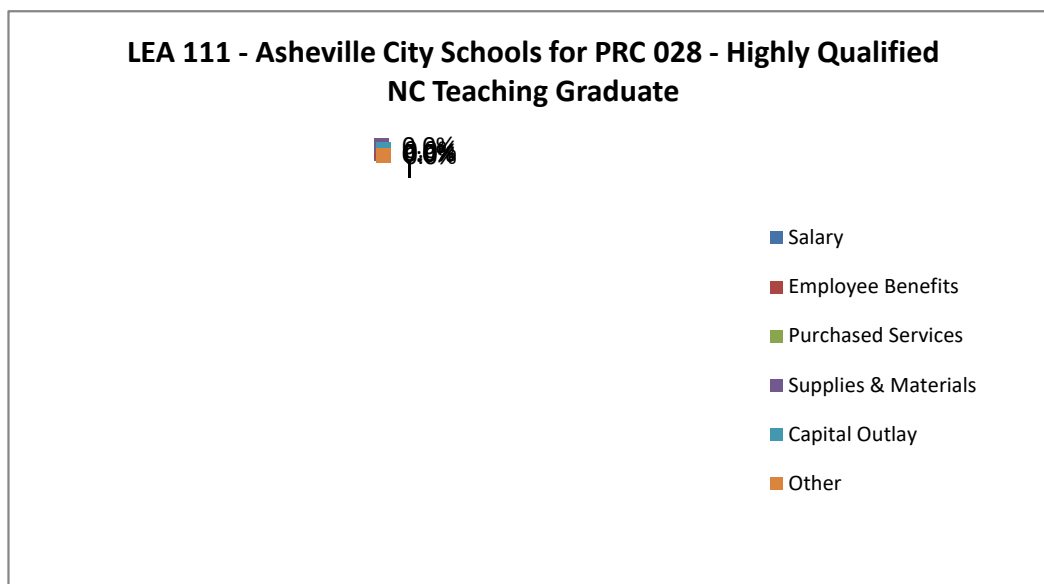
Printed: 10/7/2020

Page 2 of 3

LEA 111 - Asheville City Schools
PRC 028 - Highly Qualified NC Teaching Graduate
Fiscal Year 2019-2020 District Expenditures by LEA and Object Code as of 6/30/2020

Object Category/Object Code Description	Annual Expenditures	%
Salary		
424 Oil	-	0.00%
425 Tires and Tubes	-	0.00%
451 Food Purchase	-	0.00%
452 USDA Commodity Foods	-	0.00%
453 Food Processing Supplies	-	0.00%
459 Other Food Purchases	-	0.00%
461 Furniture and Equipment - Inventoried	-	0.00%
462 Computer Equipment - Inventoried	-	0.00%
471 Sales and Use Tax Expense	-	0.00%
472 Sales and Use Tax Refund	-	0.00%
Subtotal:	\$ -	0.00%
Capital Outlay		
522 General Contract	\$ -	0.00%
529 Miscellaneous Contracts and Other Charges	-	0.00%
532 Improvements to Existing Sites	-	0.00%
541 Purchase of Furniture & Equipment - Capitalized	-	0.00%
542 Purchase of Computer Hardware - Capitalized	-	0.00%
551 Purchase of Vehicles	-	0.00%
552 License and Title Fees	-	0.00%
Subtotal:	\$ -	0.00%
Other		
361 Membership Dues and Fees	\$ -	0.00%
363 Assessments/Penalties	-	0.00%
371 Liability Insurance	-	0.00%
372 Vehicle Liability Insurance	-	0.00%
373 Property Insurance	-	0.00%
378 Scholastic Accident Insurance	-	0.00%
379 Other Insurance and Judgments	-	0.00%
715 Transfers to Multiple Enterprise Fund	-	0.00%
Subtotal:	\$ -	0.00%
Grand Total:	\$ -	0.00%

Note: 1) Objects Codes with "M" indicator (412M and 413M) signifies the amounts sourced from MFR report
2) CRF Funds in PRC's 12x are not included in this report



LEA 111 - Asheville City Schools

PRC 029 - Behavioral Support

Fiscal Year 2019-2020 District Expenditures by LEA and Object Code as of 6/30/2020

Object Category/Object Code Description	Annual Expenditures	%
Salary		
111 Superintendent	\$ -	0.00%
112 Associate and Deputy Superintendent	-	0.00%
113 Director and/or Supervisor	-	0.00%
114 Principal/Headmaster	-	0.00%
115 Finance Officer	-	0.00%
116 Assistant Principal (Non-teaching)	-	0.00%
117 Other Assistant Principal Assignment	-	0.00%
118 Assistant Superintendent	-	0.00%
121 Teacher	25,155	25.67%
122 Interim Teacher – (Paid at Non-certified Rate)	-	0.00%
123 JROTC Teacher	-	0.00%
124 Foreign Exchange (VIF)	-	0.00%
125 New Teacher Orientation	-	0.00%
126 Extended Contracts	-	0.00%
127 Master Teacher	-	0.00%
Re-employed Retired Teacher - Exempt from the		
128 Earnings Cap	-	0.00%
129_1 Above the Scale Salary (SBA)	-	0.00%
129_2 Above the Scale Salary (Other than SBA)	-	0.00%
131 Instructional Support I - Regular Teacher Pay Scale	-	0.00%
132 Instructional Support II - Advanced Pay Scale	-	0.00%
133 Psychologists	-	0.00%
135 Instructional Facilitators	-	0.00%
141 Teacher Assistant - Other	-	0.00%
142 Teacher Assistant - NCLB	39,767	40.58%
143 Tutor (Within the instructional day)	-	0.00%
144 Interpreter, Brailist, Translator, Education Interpreter	-	0.00%
145 Therapist	-	0.00%
146 School-Based Specialist	-	0.00%
147 Monitor	-	0.00%
148 Non-Certified Instructor	-	0.00%
149 School Resource Officer	-	0.00%
151 Office Support	-	0.00%
152 Technician	-	0.00%
153 Administrative Specialist (Central Support)	-	0.00%
162 Substitute Teacher - Regular Teacher Absence	-	0.00%
163 Substitute Teacher - Staff Development Absence	-	0.00%
164 Substitute Teacher - Full-Time Non-Certified	-	0.00%
165 Substitute - Non-Teaching	-	0.00%
Teacher Assistant Salary When Substituting (Staff		
166 Development Absence)	-	0.00%
Teacher Assistant Salary When Substituting (Regular		
167 Teacher Absence)	-	0.00%
171 Driver	-	0.00%
172 Driver Overtime	-	0.00%
173 Custodian	-	0.00%
174 Cafeteria Workers	-	0.00%
175 Skilled Trades	-	0.00%
176 Manager	-	0.00%
177 Work Study Student	-	0.00%
178 Day Care/Before/After School Care Staff	-	0.00%
180 Bonus Pay (Not Subject to Retirement)	-	0.00%
181 Supplement/Supplementary Pay	-	0.00%
182 Employee Allowances Taxable	-	0.00%
183 Bonus Pay (Subject to Retirement)	-	0.00%
187 Salary Differential	-	0.00%
191 Curriculum Development Pay	-	0.00%
192 Additional Responsibility Stipend	-	0.00%
193 Mentor Pay Stipend	-	0.00%
194 State-Designated Stipend	-	0.00%
195 Planning Period Stipend	-	0.00%

Updated on: October 2, 2020

Printed: 10/7/2020

Page 1 of 3

LEA 111 - Asheville City Schools

PRC 029 - Behavioral Support

Fiscal Year 2019-2020 District Expenditures by LEA and Object Code as of 6/30/2020

Object Category/Object Code Description		Annual Expenditures	%
Salary			
196	Staff Development Participant Pay	-	0.00%
197	Staff Development Instructor	-	0.00%
198	Tutorial Pay	-	0.00%
199	Overtime Pay	-	0.00%
Subtotal: \$		64,922	66.25%
Employee Benefits			
211	Employer's Social Security Cost- Regular	\$ 4,525	4.62%
221	Employer's Retirement Cost - Regular	12,765	13.03%
229	Other Retirement Cost	-	0.00%
231	Employer's Hospitalization Insurance	15,788	16.11%
232	Employer's Workers' Comp Insurance Cost	-	0.00%
233	Employer's Unemployment Insurance Cost	-	0.00%
234	Employer's Dental Insurance Cost	-	0.00%
235	Employer's Life Insurance Cost	-	0.00%
184	Longevity Pay	-	0.00%
185	Bonus Leave Payoff	-	0.00%
186	Short Term Disability Pay - Beyond Six Months	-	0.00%
188	Annual Leave Payoff	-	0.00%
189	Short Term Disability Pay – First Six Months	-	0.00%
Subtotal: \$		33,078	33.75%
Purchased Services			
311	Contracted Services	\$ -	0.00%
312	Workshop Expenses	-	0.00%
313	Advertising Cost	-	0.00%
314	Printing and Binding Fees	-	0.00%
315	Reproduction Costs	-	0.00%
316	Commercial Driver's License Medical Exam Expenses	-	0.00%
317	Psychological Contract Services	-	0.00%
318	Speech and Language Contracted Services	-	0.00%
319	Other Professional/Technical Contract Services	-	0.00%
321	Public Utilities - Electric Services	-	0.00%
322	Public Utilities - Natural Gas	-	0.00%
323	Public Utilities - Water/Sewer	-	0.00%
324	Waste Management	-	0.00%
325	Contracted Repairs and Maintenance – Land and Buildings	-	0.00%
326	Contracted Repairs and Maintenance - Equipment	-	0.00%
327	Rentals/Leases	-	0.00%
331	Pupil Transportation - Contracted	-	0.00%
332	Travel Reimbursement	-	0.00%
333	Field Trips	-	0.00%
341	Telephone	-	0.00%
342	Postage	-	0.00%
343	Telecommunications Services	-	0.00%
344	Mobile Communication Costs	-	0.00%
351	Tuition Reimbursements	-	0.00%
352	Employee Education Reimbursement	-	0.00%
353	Certification/Licensing Fees	-	0.00%
Subtotal: \$		-	0.00%
Supplies & Materials			
411	Supplies and Materials	\$ -	0.00%
412M	State Textbooks (MFR Data Source)	-	0.00%
413	Other Textbooks	-	0.00%
413M	Other Textbooks (MFR Data Source)	-	0.00%
414	Library Books (Regular and Replacement)	-	0.00%
415	Community College/University Textbooks	-	0.00%
418	Computer Software and Supplies	-	0.00%
421	Fuel for Facilities	-	0.00%
422	Repair Parts, Materials, and Related Labor, Grease, and Anti-Freeze	-	0.00%
423	Gas/Diesel Fuel	-	0.00%

Updated on: October 2, 2020

Printed: 10/7/2020

Page 2 of 3

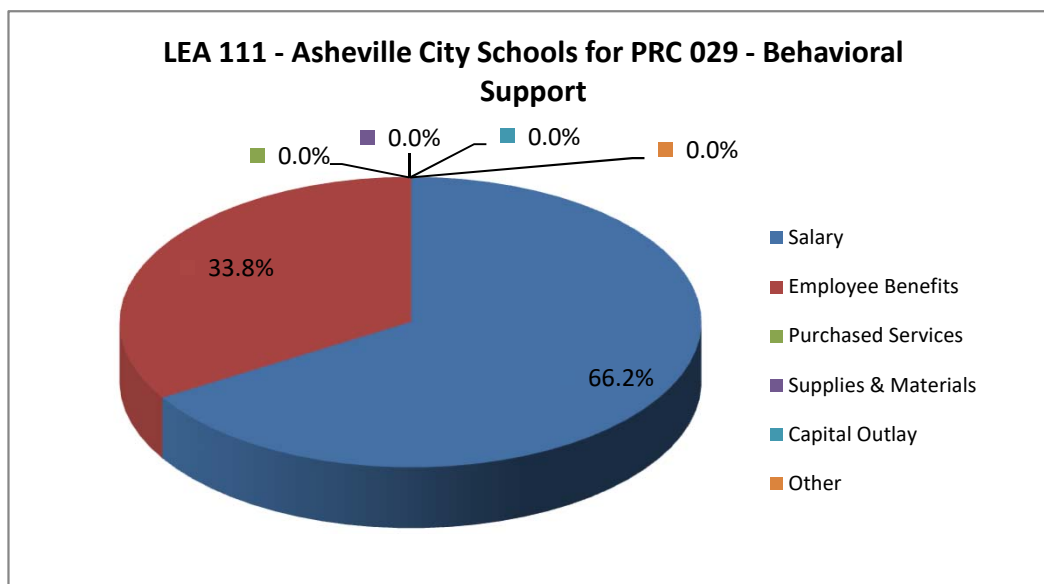
LEA 111 - Asheville City Schools

PRC 029 - Behavioral Support

Fiscal Year 2019-2020 District Expenditures by LEA and Object Code as of 6/30/2020

Object Category/Object Code Description	Annual Expenditures	%
Salary		
424 Oil	-	0.00%
425 Tires and Tubes	-	0.00%
451 Food Purchase	-	0.00%
452 USDA Commodity Foods	-	0.00%
453 Food Processing Supplies	-	0.00%
459 Other Food Purchases	-	0.00%
461 Furniture and Equipment - Inventoried	-	0.00%
462 Computer Equipment - Inventoried	-	0.00%
471 Sales and Use Tax Expense	-	0.00%
472 Sales and Use Tax Refund	-	0.00%
Subtotal:	\$ -	0.00%
Capital Outlay		
522 General Contract	\$ -	0.00%
529 Miscellaneous Contracts and Other Charges	-	0.00%
532 Improvements to Existing Sites	-	0.00%
541 Purchase of Furniture & Equipment - Capitalized	-	0.00%
542 Purchase of Computer Hardware - Capitalized	-	0.00%
551 Purchase of Vehicles	-	0.00%
552 License and Title Fees	-	0.00%
Subtotal:	\$ -	0.00%
Other		
361 Membership Dues and Fees	\$ -	0.00%
363 Assessments/Penalties	-	0.00%
371 Liability Insurance	-	0.00%
372 Vehicle Liability Insurance	-	0.00%
373 Property Insurance	-	0.00%
378 Scholastic Accident Insurance	-	0.00%
379 Other Insurance and Judgments	-	0.00%
715 Transfers to Multiple Enterprise Fund	-	0.00%
Subtotal:	\$ -	0.00%
Grand Total:	\$ 98,000	100.00%

Note: 1) Objects Codes with "M" indicator (412M and 413M) signifies the amounts sourced from MFR report
2) CRF Funds in PRC's 12x are not included in this report



LEA 111 - Asheville City Schools

PRC 030 - Digital Learning Initiative (DLI) Grant

Fiscal Year 2019-2020 District Expenditures by LEA and Object Code as of 6/30/2020

Object Category/Object Code Description	Annual Expenditures	%
Salary		
111 Superintendent	\$ -	0.00%
112 Associate and Deputy Superintendent	-	0.00%
113 Director and/or Supervisor	-	0.00%
114 Principal/Headmaster	-	0.00%
115 Finance Officer	-	0.00%
116 Assistant Principal (Non-teaching)	-	0.00%
117 Other Assistant Principal Assignment	-	0.00%
118 Assistant Superintendent	-	0.00%
121 Teacher	-	0.00%
122 Interim Teacher – (Paid at Non-certified Rate)	-	0.00%
123 JROTC Teacher	-	0.00%
124 Foreign Exchange (VIF)	-	0.00%
125 New Teacher Orientation	-	0.00%
126 Extended Contracts	-	0.00%
127 Master Teacher	-	0.00%
Re-employed Retired Teacher - Exempt from the		
128 Earnings Cap	-	0.00%
129_1 Above the Scale Salary (SBA)	-	0.00%
129_2 Above the Scale Salary (Other than SBA)	-	0.00%
131 Instructional Support I - Regular Teacher Pay Scale	-	0.00%
132 Instructional Support II - Advanced Pay Scale	-	0.00%
133 Psychologists	-	0.00%
135 Instructional Facilitators	-	0.00%
141 Teacher Assistant - Other	-	0.00%
142 Teacher Assistant - NCLB	-	0.00%
143 Tutor (Within the instructional day)	-	0.00%
144 Interpreter, Brailist, Translator, Education Interpreter	-	0.00%
145 Therapist	-	0.00%
146 School-Based Specialist	-	0.00%
147 Monitor	-	0.00%
148 Non-Certified Instructor	-	0.00%
149 School Resource Officer	-	0.00%
151 Office Support	-	0.00%
152 Technician	-	0.00%
153 Administrative Specialist (Central Support)	-	0.00%
162 Substitute Teacher - Regular Teacher Absence	-	0.00%
163 Substitute Teacher - Staff Development Absence	-	0.00%
164 Substitute Teacher - Full-Time Non-Certified	-	0.00%
165 Substitute - Non-Teaching	-	0.00%
Teacher Assistant Salary When Substituting (Staff		
166 Development Absence)	-	0.00%
Teacher Assistant Salary When Substituting (Regular		
167 Teacher Absence)	-	0.00%
171 Driver	-	0.00%
172 Driver Overtime	-	0.00%
173 Custodian	-	0.00%
174 Cafeteria Workers	-	0.00%
175 Skilled Trades	-	0.00%
176 Manager	-	0.00%
177 Work Study Student	-	0.00%
178 Day Care/Before/After School Care Staff	-	0.00%
180 Bonus Pay (Not Subject to Retirement)	-	0.00%
181 Supplement/Supplementary Pay	-	0.00%
182 Employee Allowances Taxable	-	0.00%
183 Bonus Pay (Subject to Retirement)	-	0.00%
187 Salary Differential	-	0.00%
191 Curriculum Development Pay	-	0.00%
192 Additional Responsibility Stipend	-	0.00%
193 Mentor Pay Stipend	-	0.00%
194 State-Designated Stipend	-	0.00%
195 Planning Period Stipend	-	0.00%

Updated on: October 2, 2020

Printed: 10/7/2020

Page 1 of 3

LEA 111 - Asheville City Schools

PRC 030 - Digital Learning Initiative (DLI) Grant

Fiscal Year 2019-2020 District Expenditures by LEA and Object Code as of 6/30/2020

Object Category/Object Code Description	Annual Expenditures	%
Salary		
196 Staff Development Participant Pay	-	0.00%
197 Staff Development Instructor	-	0.00%
198 Tutorial Pay	-	0.00%
199 Overtime Pay	-	0.00%
Subtotal: \$	-	0.00%
Employee Benefits		
211 Employer's Social Security Cost- Regular	\$ -	0.00%
221 Employer's Retirement Cost - Regular	-	0.00%
229 Other Retirement Cost	-	0.00%
231 Employer's Hospitalization Insurance	-	0.00%
232 Employer's Workers' Comp Insurance Cost	-	0.00%
233 Employer's Unemployment Insurance Cost	-	0.00%
234 Employer's Dental Insurance Cost	-	0.00%
235 Employer's Life Insurance Cost	-	0.00%
184 Longevity Pay	-	0.00%
185 Bonus Leave Payoff	-	0.00%
186 Short Term Disability Pay - Beyond Six Months	-	0.00%
188 Annual Leave Payoff	-	0.00%
189 Short Term Disability Pay – First Six Months	-	0.00%
Subtotal: \$	-	0.00%
Purchased Services		
311 Contracted Services	\$ -	0.00%
312 Workshop Expenses	-	0.00%
313 Advertising Cost	-	0.00%
314 Printing and Binding Fees	-	0.00%
315 Reproduction Costs	-	0.00%
316 Commercial Driver's License Medical Exam Expenses	-	0.00%
317 Psychological Contract Services	-	0.00%
318 Speech and Language Contracted Services	-	0.00%
319 Other Professional/Technical Contract Services	-	0.00%
321 Public Utilities - Electric Services	-	0.00%
322 Public Utilities - Natural Gas	-	0.00%
323 Public Utilities - Water/Sewer	-	0.00%
324 Waste Management	-	0.00%
Contracted Repairs and Maintenance – Land and Buildings	-	0.00%
325 Buildings	-	0.00%
326 Contracted Repairs and Maintenance - Equipment	-	0.00%
327 Rentals/Leases	-	0.00%
331 Pupil Transportation - Contracted	-	0.00%
332 Travel Reimbursement	-	0.00%
333 Field Trips	-	0.00%
341 Telephone	-	0.00%
342 Postage	-	0.00%
343 Telecommunications Services	-	0.00%
344 Mobile Communication Costs	-	0.00%
351 Tuition Reimbursements	-	0.00%
352 Employee Education Reimbursement	-	0.00%
353 Certification/Licensing Fees	-	0.00%
Subtotal: \$	-	0.00%
Supplies & Materials		
411 Supplies and Materials	\$ -	0.00%
412M State Textbooks (MFR Data Source)	-	0.00%
413 Other Textbooks	-	0.00%
413M Other Textbooks (MFR Data Source)	-	0.00%
414 Library Books (Regular and Replacement)	-	0.00%
415 Community College/University Textbooks	-	0.00%
418 Computer Software and Supplies	-	0.00%
421 Fuel for Facilities	-	0.00%
Repair Parts, Materials, and Related Labor, Grease, and		
422 Anti-Freeze	-	0.00%
423 Gas/Diesel Fuel	-	0.00%

Updated on: October 2, 2020

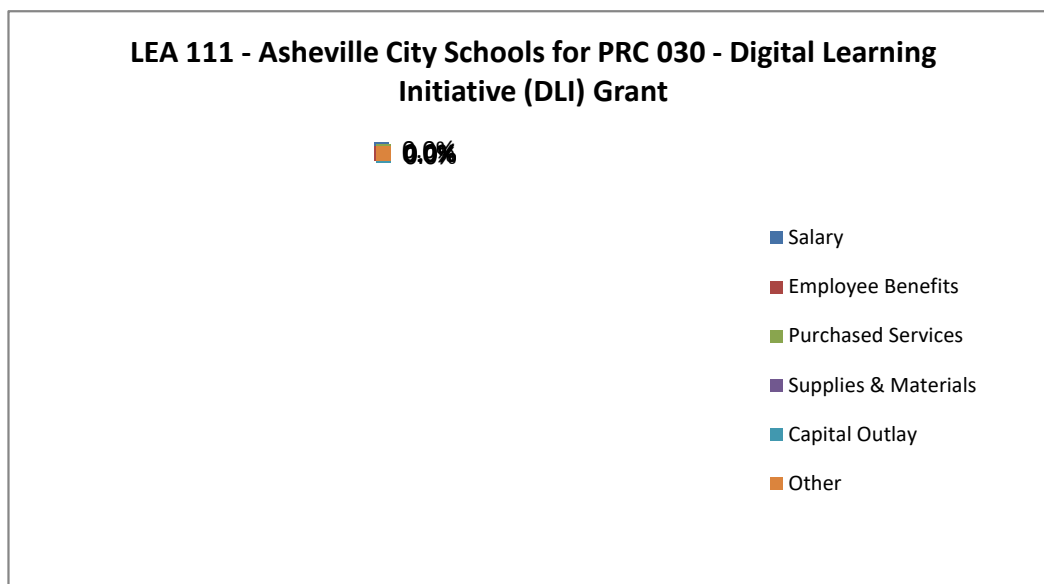
Printed: 10/7/2020

Page 2 of 3

LEA 111 - Asheville City Schools
PRC 030 - Digital Learning Initiative (DLI) Grant
Fiscal Year 2019-2020 District Expenditures by LEA and Object Code as of 6/30/2020

Object Category/Object Code Description	Annual Expenditures	%
Salary		
424 Oil	-	0.00%
425 Tires and Tubes	-	0.00%
451 Food Purchase	-	0.00%
452 USDA Commodity Foods	-	0.00%
453 Food Processing Supplies	-	0.00%
459 Other Food Purchases	-	0.00%
461 Furniture and Equipment - Inventoried	-	0.00%
462 Computer Equipment - Inventoried	-	0.00%
471 Sales and Use Tax Expense	-	0.00%
472 Sales and Use Tax Refund	-	0.00%
Subtotal:	\$ -	0.00%
Capital Outlay		
522 General Contract	\$ -	0.00%
529 Miscellaneous Contracts and Other Charges	-	0.00%
532 Improvements to Existing Sites	-	0.00%
541 Purchase of Furniture & Equipment - Capitalized	-	0.00%
542 Purchase of Computer Hardware - Capitalized	-	0.00%
551 Purchase of Vehicles	-	0.00%
552 License and Title Fees	-	0.00%
Subtotal:	\$ -	0.00%
Other		
361 Membership Dues and Fees	\$ -	0.00%
363 Assessments/Penalties	-	0.00%
371 Liability Insurance	-	0.00%
372 Vehicle Liability Insurance	-	0.00%
373 Property Insurance	-	0.00%
378 Scholastic Accident Insurance	-	0.00%
379 Other Insurance and Judgments	-	0.00%
715 Transfers to Multiple Enterprise Fund	-	0.00%
Subtotal:	\$ -	0.00%
Grand Total:	\$ -	0.00%

Note: 1) Objects Codes with "M" indicator (412M and 413M) signifies the amounts sourced from MFR report
2) CRF Funds in PRC's 12x are not included in this report



LEA 111 - Asheville City Schools

PRC 031 - Low-Wealth Counties Supplemental Funding

Fiscal Year 2019-2020 District Expenditures by LEA and Object Code as of 6/30/2020

Object Category/Object Code Description	Annual Expenditures	%
Salary		
111 Superintendent	\$ -	0.00%
112 Associate and Deputy Superintendent	-	0.00%
113 Director and/or Supervisor	-	0.00%
114 Principal/Headmaster	-	0.00%
115 Finance Officer	-	0.00%
116 Assistant Principal (Non-teaching)	-	0.00%
117 Other Assistant Principal Assignment	-	0.00%
118 Assistant Superintendent	-	0.00%
121 Teacher	-	0.00%
122 Interim Teacher – (Paid at Non-certified Rate)	-	0.00%
123 JROTC Teacher	-	0.00%
124 Foreign Exchange (VIF)	-	0.00%
125 New Teacher Orientation	-	0.00%
126 Extended Contracts	-	0.00%
127 Master Teacher	-	0.00%
Re-employed Retired Teacher - Exempt from the		
128 Earnings Cap	-	0.00%
129_1 Above the Scale Salary (SBA)	-	0.00%
129_2 Above the Scale Salary (Other than SBA)	-	0.00%
131 Instructional Support I - Regular Teacher Pay Scale	-	0.00%
132 Instructional Support II - Advanced Pay Scale	-	0.00%
133 Psychologists	-	0.00%
135 Instructional Facilitators	-	0.00%
141 Teacher Assistant - Other	-	0.00%
142 Teacher Assistant - NCLB	-	0.00%
143 Tutor (Within the instructional day)	-	0.00%
144 Interpreter, Brailist, Translator, Education Interpreter	-	0.00%
145 Therapist	-	0.00%
146 School-Based Specialist	-	0.00%
147 Monitor	-	0.00%
148 Non-Certified Instructor	-	0.00%
149 School Resource Officer	-	0.00%
151 Office Support	-	0.00%
152 Technician	-	0.00%
153 Administrative Specialist (Central Support)	-	0.00%
162 Substitute Teacher - Regular Teacher Absence	-	0.00%
163 Substitute Teacher - Staff Development Absence	-	0.00%
164 Substitute Teacher - Full-Time Non-Certified	-	0.00%
165 Substitute - Non-Teaching	-	0.00%
Teacher Assistant Salary When Substituting (Staff		
166 Development Absence)	-	0.00%
Teacher Assistant Salary When Substituting (Regular		
167 Teacher Absence)	-	0.00%
171 Driver	-	0.00%
172 Driver Overtime	-	0.00%
173 Custodian	-	0.00%
174 Cafeteria Workers	-	0.00%
175 Skilled Trades	-	0.00%
176 Manager	-	0.00%
177 Work Study Student	-	0.00%
178 Day Care/Before/After School Care Staff	-	0.00%
180 Bonus Pay (Not Subject to Retirement)	-	0.00%
181 Supplement/Supplementary Pay	-	0.00%
182 Employee Allowances Taxable	-	0.00%
183 Bonus Pay (Subject to Retirement)	-	0.00%
187 Salary Differential	-	0.00%
191 Curriculum Development Pay	-	0.00%
192 Additional Responsibility Stipend	-	0.00%
193 Mentor Pay Stipend	-	0.00%
194 State-Designated Stipend	-	0.00%
195 Planning Period Stipend	-	0.00%

Updated on: October 2, 2020

Printed: 10/7/2020

Page 1 of 3

LEA 111 - Asheville City Schools

PRC 031 - Low-Wealth Counties Supplemental Funding

Fiscal Year 2019-2020 District Expenditures by LEA and Object Code as of 6/30/2020

Object Category/Object Code Description	Annual Expenditures	%
Salary		
196 Staff Development Participant Pay	-	0.00%
197 Staff Development Instructor	-	0.00%
198 Tutorial Pay	-	0.00%
199 Overtime Pay	-	0.00%
Subtotal: \$	-	0.00%
Employee Benefits		
211 Employer's Social Security Cost- Regular	\$ -	0.00%
221 Employer's Retirement Cost - Regular	-	0.00%
229 Other Retirement Cost	-	0.00%
231 Employer's Hospitalization Insurance	-	0.00%
232 Employer's Workers' Comp Insurance Cost	-	0.00%
233 Employer's Unemployment Insurance Cost	-	0.00%
234 Employer's Dental Insurance Cost	-	0.00%
235 Employer's Life Insurance Cost	-	0.00%
184 Longevity Pay	-	0.00%
185 Bonus Leave Payoff	-	0.00%
186 Short Term Disability Pay - Beyond Six Months	-	0.00%
188 Annual Leave Payoff	-	0.00%
189 Short Term Disability Pay – First Six Months	-	0.00%
Subtotal: \$	-	0.00%
Purchased Services		
311 Contracted Services	\$ -	0.00%
312 Workshop Expenses	-	0.00%
313 Advertising Cost	-	0.00%
314 Printing and Binding Fees	-	0.00%
315 Reproduction Costs	-	0.00%
316 Commercial Driver's License Medical Exam Expenses	-	0.00%
317 Psychological Contract Services	-	0.00%
318 Speech and Language Contracted Services	-	0.00%
319 Other Professional/Technical Contract Services	-	0.00%
321 Public Utilities - Electric Services	-	0.00%
322 Public Utilities - Natural Gas	-	0.00%
323 Public Utilities - Water/Sewer	-	0.00%
324 Waste Management	-	0.00%
325 Contracted Repairs and Maintenance – Land and Buildings	-	0.00%
326 Contracted Repairs and Maintenance - Equipment	-	0.00%
327 Rentals/Leases	-	0.00%
331 Pupil Transportation - Contracted	-	0.00%
332 Travel Reimbursement	-	0.00%
333 Field Trips	-	0.00%
341 Telephone	-	0.00%
342 Postage	-	0.00%
343 Telecommunications Services	-	0.00%
344 Mobile Communication Costs	-	0.00%
351 Tuition Reimbursements	-	0.00%
352 Employee Education Reimbursement	-	0.00%
353 Certification/Licensing Fees	-	0.00%
Subtotal: \$	-	0.00%
Supplies & Materials		
411 Supplies and Materials	\$ -	0.00%
412M State Textbooks (MFR Data Source)	-	0.00%
413 Other Textbooks	-	0.00%
413M Other Textbooks (MFR Data Source)	-	0.00%
414 Library Books (Regular and Replacement)	-	0.00%
415 Community College/University Textbooks	-	0.00%
418 Computer Software and Supplies	-	0.00%
421 Fuel for Facilities	-	0.00%
Repair Parts, Materials, and Related Labor, Grease, and		
422 Anti-Freeze	-	0.00%
423 Gas/Diesel Fuel	-	0.00%

Updated on: October 2, 2020

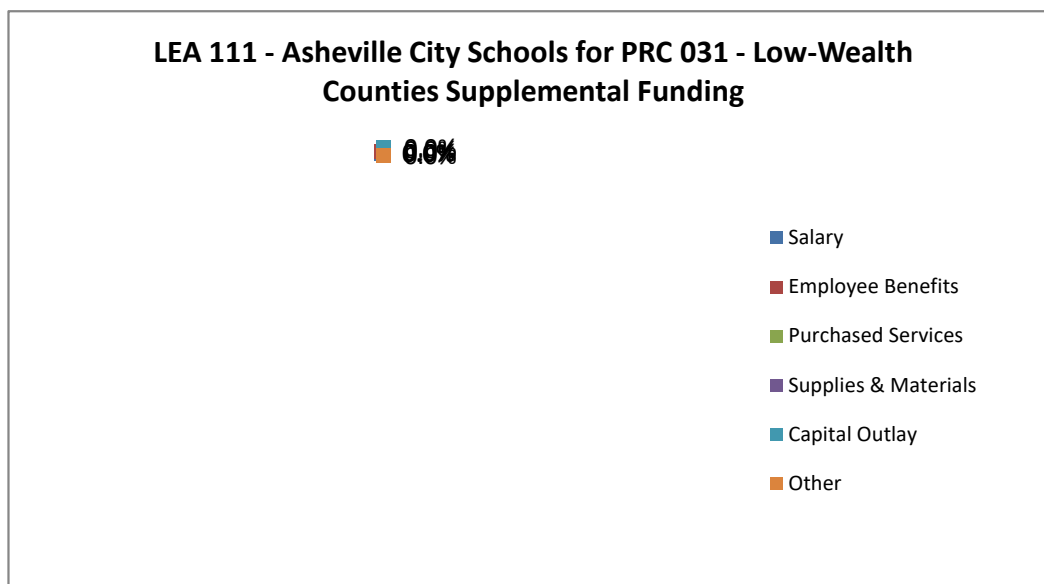
Printed: 10/7/2020

Page 2 of 3

LEA 111 - Asheville City Schools
PRC 031 - Low-Wealth Counties Supplemental Funding
Fiscal Year 2019-2020 District Expenditures by LEA and Object Code as of 6/30/2020

Object Category/Object Code Description	Annual Expenditures	%
Salary		
424 Oil	-	0.00%
425 Tires and Tubes	-	0.00%
451 Food Purchase	-	0.00%
452 USDA Commodity Foods	-	0.00%
453 Food Processing Supplies	-	0.00%
459 Other Food Purchases	-	0.00%
461 Furniture and Equipment - Inventoried	-	0.00%
462 Computer Equipment - Inventoried	-	0.00%
471 Sales and Use Tax Expense	-	0.00%
472 Sales and Use Tax Refund	-	0.00%
Subtotal:	\$ -	0.00%
Capital Outlay		
522 General Contract	\$ -	0.00%
529 Miscellaneous Contracts and Other Charges	-	0.00%
532 Improvements to Existing Sites	-	0.00%
541 Purchase of Furniture & Equipment - Capitalized	-	0.00%
542 Purchase of Computer Hardware - Capitalized	-	0.00%
551 Purchase of Vehicles	-	0.00%
552 License and Title Fees	-	0.00%
Subtotal:	\$ -	0.00%
Other		
361 Membership Dues and Fees	\$ -	0.00%
363 Assessments/Penalties	-	0.00%
371 Liability Insurance	-	0.00%
372 Vehicle Liability Insurance	-	0.00%
373 Property Insurance	-	0.00%
378 Scholastic Accident Insurance	-	0.00%
379 Other Insurance and Judgments	-	0.00%
715 Transfers to Multiple Enterprise Fund	-	0.00%
Subtotal:	\$ -	0.00%
Grand Total:	\$ -	0.00%

Note: 1) Objects Codes with "M" indicator (412M and 413M) signifies the amounts sourced from MFR report
2) CRF Funds in PRC's 12x are not included in this report



LEA 111 - Asheville City Schools
PRC 032 - Children with Disabilities

Fiscal Year 2019-2020 District Expenditures by LEA and Object Code as of 6/30/2020

Object Category/Object Code	Description	Annual Expenditures	%
Salary			
111	Superintendent	\$ -	0.00%
112	Associate and Deputy Superintendent	-	0.00%
113	Director and/or Supervisor	-	0.00%
114	Principal/Headmaster	-	0.00%
115	Finance Officer	-	0.00%
116	Assistant Principal (Non-teaching)	-	0.00%
117	Other Assistant Principal Assignment	-	0.00%
118	Assistant Superintendent	-	0.00%
121	Teacher	822,320	30.07%
122	Interim Teacher – (Paid at Non-certified Rate)	-	0.00%
123	JROTC Teacher	-	0.00%
124	Foreign Exchange (VIF)	-	0.00%
125	New Teacher Orientation	-	0.00%
126	Extended Contracts	-	0.00%
127	Master Teacher	-	0.00%
	Re-employed Retired Teacher - Exempt from the		
128	Earnings Cap	-	0.00%
129_1	Above the Scale Salary (SBA)	-	0.00%
129_2	Above the Scale Salary (Other than SBA)	-	0.00%
131	Instructional Support I - Regular Teacher Pay Scale	-	0.00%
132	Instructional Support II - Advanced Pay Scale	208,226	7.61%
133	Psychologists	147,012	5.38%
135	Instructional Facilitators	162,348	5.94%
141	Teacher Assistant - Other	-	0.00%
142	Teacher Assistant - NCLB	310,566	11.36%
143	Tutor (Within the instructional day)	-	0.00%
144	Interpreter, Brailist, Translator, Education Interpreter	-	0.00%
145	Therapist	209,115	7.65%
146	School-Based Specialist	14,081	0.51%
147	Monitor	-	0.00%
148	Non-Certified Instructor	42,458	1.55%
149	School Resource Officer	-	0.00%
151	Office Support	-	0.00%
152	Technician	-	0.00%
153	Administrative Specialist (Central Support)	-	0.00%
162	Substitute Teacher - Regular Teacher Absence	20,973	0.77%
163	Substitute Teacher - Staff Development Absence	-	0.00%
164	Substitute Teacher - Full-Time Non-Certified	-	0.00%
165	Substitute - Non-Teaching	8,934	0.33%
	Teacher Assistant Salary When Substituting (Staff		
166	Development Absence)	-	0.00%
	Teacher Assistant Salary When Substituting (Regular		
167	Teacher Absence)	-	0.00%
171	Driver	-	0.00%
172	Driver Overtime	-	0.00%
173	Custodian	-	0.00%
174	Cafeteria Workers	-	0.00%
175	Skilled Trades	-	0.00%
176	Manager	-	0.00%
177	Work Study Student	-	0.00%
178	Day Care/Before/After School Care Staff	-	0.00%
180	Bonus Pay (Not Subject to Retirement)	-	0.00%
181	Supplement/Supplementary Pay	-	0.00%
182	Employee Allowances Taxable	-	0.00%
183	Bonus Pay (Subject to Retirement)	-	0.00%
187	Salary Differential	-	0.00%
191	Curriculum Development Pay	-	0.00%
192	Additional Responsibility Stipend	-	0.00%
193	Mentor Pay Stipend	-	0.00%
194	State-Designated Stipend	-	0.00%
195	Planning Period Stipend	-	0.00%

Updated on: October 2, 2020

Printed: 10/7/2020

Page 1 of 3

LEA 111 - Asheville City Schools
PRC 032 - Children with Disabilities

Fiscal Year 2019-2020 District Expenditures by LEA and Object Code as of 6/30/2020

Object Category/Object Code Description		Annual Expenditures	%
Salary			
196	Staff Development Participant Pay	-	0.00%
197	Staff Development Instructor	-	0.00%
198	Tutorial Pay	-	0.00%
199	Overtime Pay	-	0.00%
Subtotal:		\$ 1,946,032	71.16%
Employee Benefits			
211	Employer's Social Security Cost- Regular	\$ 138,707	5.07%
221	Employer's Retirement Cost - Regular	347,307	12.70%
229	Other Retirement Cost	-	0.00%
231	Employer's Hospitalization Insurance	275,620	10.08%
232	Employer's Workers' Comp Insurance Cost	-	0.00%
233	Employer's Unemployment Insurance Cost	-	0.00%
234	Employer's Dental Insurance Cost	-	0.00%
235	Employer's Life Insurance Cost	-	0.00%
184	Longevity Pay	-	0.00%
185	Bonus Leave Payoff	-	0.00%
186	Short Term Disability Pay - Beyond Six Months	-	0.00%
188	Annual Leave Payoff	-	0.00%
189	Short Term Disability Pay – First Six Months	-	0.00%
Subtotal:		\$ 761,634	27.85%
Purchased Services			
311	Contracted Services	\$ 7,932	0.29%
312	Workshop Expenses	14,716	0.54%
313	Advertising Cost	-	0.00%
314	Printing and Binding Fees	-	0.00%
315	Reproduction Costs	-	0.00%
316	Commercial Driver's License Medical Exam Expenses	-	0.00%
317	Psychological Contract Services	-	0.00%
318	Speech and Language Contracted Services	-	0.00%
319	Other Professional/Technical Contract Services	-	0.00%
321	Public Utilities - Electric Services	-	0.00%
322	Public Utilities - Natural Gas	-	0.00%
323	Public Utilities - Water/Sewer	-	0.00%
324	Waste Management	-	0.00%
325	Contracted Repairs and Maintenance – Land and Buildings	-	0.00%
326	Contracted Repairs and Maintenance - Equipment	-	0.00%
327	Rentals/Leases	-	0.00%
331	Pupil Transportation - Contracted	-	0.00%
332	Travel Reimbursement	4,347	0.16%
333	Field Trips	-	0.00%
341	Telephone	-	0.00%
342	Postage	-	0.00%
343	Telecommunications Services	-	0.00%
344	Mobile Communication Costs	-	0.00%
351	Tuition Reimbursements	-	0.00%
352	Employee Education Reimbursement	-	0.00%
353	Certification/Licensing Fees	-	0.00%
Subtotal:		\$ 26,996	0.99%
Supplies & Materials			
411	Supplies and Materials	\$ -	0.00%
412M	State Textbooks (MFR Data Source)	-	0.00%
413	Other Textbooks	-	0.00%
413M	Other Textbooks (MFR Data Source)	-	0.00%
414	Library Books (Regular and Replacement)	-	0.00%
415	Community College/University Textbooks	-	0.00%
418	Computer Software and Supplies	81	0.00%
421	Fuel for Facilities	-	0.00%
	Repair Parts, Materials, and Related Labor, Grease, and		
422	Anti-Freeze	-	0.00%
423	Gas/Diesel Fuel	-	0.00%

Updated on: October 2, 2020

Printed: 10/7/2020

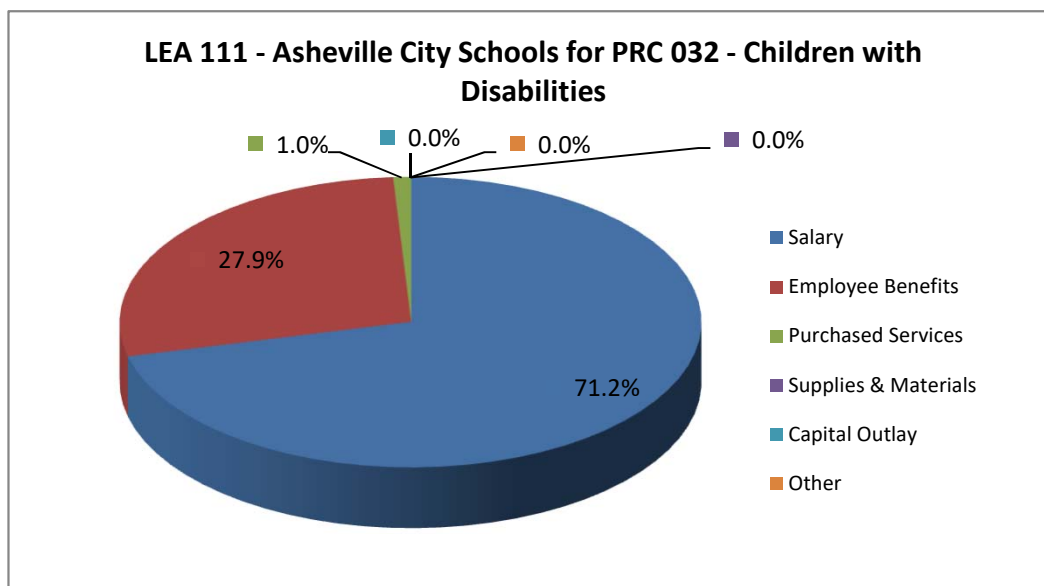
Page 2 of 3

LEA 111 - Asheville City Schools
PRC 032 - Children with Disabilities

Fiscal Year 2019-2020 District Expenditures by LEA and Object Code as of 6/30/2020

Object Category/Object Code Description	Annual Expenditures	%
Salary		
424 Oil	-	0.00%
425 Tires and Tubes	-	0.00%
451 Food Purchase	-	0.00%
452 USDA Commodity Foods	-	0.00%
453 Food Processing Supplies	-	0.00%
459 Other Food Purchases	-	0.00%
461 Furniture and Equipment - Inventoried	-	0.00%
462 Computer Equipment - Inventoried	-	0.00%
471 Sales and Use Tax Expense	-	0.00%
472 Sales and Use Tax Refund	-	0.00%
Subtotal:	\$ 81	0.00%
Capital Outlay		
522 General Contract	\$ -	0.00%
529 Miscellaneous Contracts and Other Charges	-	0.00%
532 Improvements to Existing Sites	-	0.00%
541 Purchase of Furniture & Equipment - Capitalized	-	0.00%
542 Purchase of Computer Hardware - Capitalized	-	0.00%
551 Purchase of Vehicles	-	0.00%
552 License and Title Fees	-	0.00%
Subtotal:	\$ -	0.00%
Other		
361 Membership Dues and Fees	\$ -	0.00%
363 Assessments/Penalties	-	0.00%
371 Liability Insurance	-	0.00%
372 Vehicle Liability Insurance	-	0.00%
373 Property Insurance	-	0.00%
378 Scholastic Accident Insurance	-	0.00%
379 Other Insurance and Judgments	-	0.00%
715 Transfers to Multiple Enterprise Fund	-	0.00%
Subtotal:	\$ -	0.00%
Grand Total:	\$ 2,734,743	100.00%

Note: 1) Objects Codes with "M" indicator (412M and 413M) signifies the amounts sourced from MFR report
2) CRF Funds in PRC's 12x are not included in this report



LEA 111 - Asheville City Schools

PRC 033 - Merit Bonus (FY2016-17)

Fiscal Year 2019-2020 District Expenditures by LEA and Object Code as of 6/30/2020

Object Category/Object Code Description	Annual Expenditures	%
Salary		
111 Superintendent	\$ -	0.00%
112 Associate and Deputy Superintendent	-	0.00%
113 Director and/or Supervisor	-	0.00%
114 Principal/Headmaster	-	0.00%
115 Finance Officer	-	0.00%
116 Assistant Principal (Non-teaching)	-	0.00%
117 Other Assistant Principal Assignment	-	0.00%
118 Assistant Superintendent	-	0.00%
121 Teacher	-	0.00%
122 Interim Teacher – (Paid at Non-certified Rate)	-	0.00%
123 JROTC Teacher	-	0.00%
124 Foreign Exchange (VIF)	-	0.00%
125 New Teacher Orientation	-	0.00%
126 Extended Contracts	-	0.00%
127 Master Teacher	-	0.00%
Re-employed Retired Teacher - Exempt from the		
128 Earnings Cap	-	0.00%
129_1 Above the Scale Salary (SBA)	-	0.00%
129_2 Above the Scale Salary (Other than SBA)	-	0.00%
131 Instructional Support I - Regular Teacher Pay Scale	-	0.00%
132 Instructional Support II - Advanced Pay Scale	-	0.00%
133 Psychologists	-	0.00%
135 Instructional Facilitators	-	0.00%
141 Teacher Assistant - Other	-	0.00%
142 Teacher Assistant - NCLB	-	0.00%
143 Tutor (Within the instructional day)	-	0.00%
144 Interpreter, Brailist, Translator, Education Interpreter	-	0.00%
145 Therapist	-	0.00%
146 School-Based Specialist	-	0.00%
147 Monitor	-	0.00%
148 Non-Certified Instructor	-	0.00%
149 School Resource Officer	-	0.00%
151 Office Support	-	0.00%
152 Technician	-	0.00%
153 Administrative Specialist (Central Support)	-	0.00%
162 Substitute Teacher - Regular Teacher Absence	-	0.00%
163 Substitute Teacher - Staff Development Absence	-	0.00%
164 Substitute Teacher - Full-Time Non-Certified	-	0.00%
165 Substitute - Non-Teaching	-	0.00%
Teacher Assistant Salary When Substituting (Staff		
166 Development Absence)	-	0.00%
Teacher Assistant Salary When Substituting (Regular		
167 Teacher Absence)	-	0.00%
171 Driver	-	0.00%
172 Driver Overtime	-	0.00%
173 Custodian	-	0.00%
174 Cafeteria Workers	-	0.00%
175 Skilled Trades	-	0.00%
176 Manager	-	0.00%
177 Work Study Student	-	0.00%
178 Day Care/Before/After School Care Staff	-	0.00%
180 Bonus Pay (Not Subject to Retirement)	-	0.00%
181 Supplement/Supplementary Pay	-	0.00%
182 Employee Allowances Taxable	-	0.00%
183 Bonus Pay (Subject to Retirement)	-	0.00%
187 Salary Differential	-	0.00%
191 Curriculum Development Pay	-	0.00%
192 Additional Responsibility Stipend	-	0.00%
193 Mentor Pay Stipend	-	0.00%
194 State-Designated Stipend	-	0.00%
195 Planning Period Stipend	-	0.00%

Updated on: October 2, 2020

Printed: 10/7/2020

Page 1 of 3

LEA 111 - Asheville City Schools

PRC 033 - Merit Bonus (FY2016-17)

Fiscal Year 2019-2020 District Expenditures by LEA and Object Code as of 6/30/2020

Object Category/Object Code Description	Annual Expenditures	%
Salary		
196 Staff Development Participant Pay	-	0.00%
197 Staff Development Instructor	-	0.00%
198 Tutorial Pay	-	0.00%
199 Overtime Pay	-	0.00%
Subtotal: \$	-	0.00%
Employee Benefits		
211 Employer's Social Security Cost- Regular	\$ -	0.00%
221 Employer's Retirement Cost - Regular	-	0.00%
229 Other Retirement Cost	-	0.00%
231 Employer's Hospitalization Insurance	-	0.00%
232 Employer's Workers' Comp Insurance Cost	-	0.00%
233 Employer's Unemployment Insurance Cost	-	0.00%
234 Employer's Dental Insurance Cost	-	0.00%
235 Employer's Life Insurance Cost	-	0.00%
184 Longevity Pay	-	0.00%
185 Bonus Leave Payoff	-	0.00%
186 Short Term Disability Pay - Beyond Six Months	-	0.00%
188 Annual Leave Payoff	-	0.00%
189 Short Term Disability Pay – First Six Months	-	0.00%
Subtotal: \$	-	0.00%
Purchased Services		
311 Contracted Services	\$ -	0.00%
312 Workshop Expenses	-	0.00%
313 Advertising Cost	-	0.00%
314 Printing and Binding Fees	-	0.00%
315 Reproduction Costs	-	0.00%
316 Commercial Driver's License Medical Exam Expenses	-	0.00%
317 Psychological Contract Services	-	0.00%
318 Speech and Language Contracted Services	-	0.00%
319 Other Professional/Technical Contract Services	-	0.00%
321 Public Utilities - Electric Services	-	0.00%
322 Public Utilities - Natural Gas	-	0.00%
323 Public Utilities - Water/Sewer	-	0.00%
324 Waste Management	-	0.00%
Contracted Repairs and Maintenance – Land and Buildings	-	0.00%
325 Buildings	-	0.00%
326 Contracted Repairs and Maintenance - Equipment	-	0.00%
327 Rentals/Leases	-	0.00%
331 Pupil Transportation - Contracted	-	0.00%
332 Travel Reimbursement	-	0.00%
333 Field Trips	-	0.00%
341 Telephone	-	0.00%
342 Postage	-	0.00%
343 Telecommunications Services	-	0.00%
344 Mobile Communication Costs	-	0.00%
351 Tuition Reimbursements	-	0.00%
352 Employee Education Reimbursement	-	0.00%
353 Certification/Licensing Fees	-	0.00%
Subtotal: \$	-	0.00%
Supplies & Materials		
411 Supplies and Materials	\$ -	0.00%
412M State Textbooks (MFR Data Source)	-	0.00%
413 Other Textbooks	-	0.00%
413M Other Textbooks (MFR Data Source)	-	0.00%
414 Library Books (Regular and Replacement)	-	0.00%
415 Community College/University Textbooks	-	0.00%
418 Computer Software and Supplies	-	0.00%
421 Fuel for Facilities	-	0.00%
Repair Parts, Materials, and Related Labor, Grease, and		
422 Anti-Freeze	-	0.00%
423 Gas/Diesel Fuel	-	0.00%

Updated on: October 2, 2020

Printed: 10/7/2020

Page 2 of 3

LEA 111 - Asheville City Schools

PRC 033 - Merit Bonus (FY2016-17)

Fiscal Year 2019-2020 District Expenditures by LEA and Object Code as of 6/30/2020

Object Category/Object Code Description	Annual Expenditures	%
Salary		
424 Oil	-	0.00%
425 Tires and Tubes	-	0.00%
451 Food Purchase	-	0.00%
452 USDA Commodity Foods	-	0.00%
453 Food Processing Supplies	-	0.00%
459 Other Food Purchases	-	0.00%
461 Furniture and Equipment - Inventoried	-	0.00%
462 Computer Equipment - Inventoried	-	0.00%
471 Sales and Use Tax Expense	-	0.00%
472 Sales and Use Tax Refund	-	0.00%
Subtotal:	\$ -	0.00%
Capital Outlay		
522 General Contract	\$ -	0.00%
529 Miscellaneous Contracts and Other Charges	-	0.00%
532 Improvements to Existing Sites	-	0.00%
541 Purchase of Furniture & Equipment - Capitalized	-	0.00%
542 Purchase of Computer Hardware - Capitalized	-	0.00%
551 Purchase of Vehicles	-	0.00%
552 License and Title Fees	-	0.00%
Subtotal:	\$ -	0.00%
Other		
361 Membership Dues and Fees	\$ -	0.00%
363 Assessments/Penalties	-	0.00%
371 Liability Insurance	-	0.00%
372 Vehicle Liability Insurance	-	0.00%
373 Property Insurance	-	0.00%
378 Scholastic Accident Insurance	-	0.00%
379 Other Insurance and Judgments	-	0.00%
715 Transfers to Multiple Enterprise Fund	-	0.00%
Subtotal:	\$ -	0.00%
Grand Total:	\$ -	0.00%

Note: 1) Objects Codes with "M" indicator (412M and 413M) signifies the amounts sourced from MFR report
2) CRF Funds in PRC's 12x are not included in this report

LEA 111 - Asheville City Schools for PRC 033 - Merit Bonus (FY2016-17)

0.0%

- Salary
- Employee Benefits
- Purchased Services
- Supplies & Materials
- Capital Outlay
- Other

LEA 111 - Asheville City Schools

PRC 034 - Academically or Intellectually Gifted

Fiscal Year 2019-2020 District Expenditures by LEA and Object Code as of 6/30/2020

Object Category/Object Code Description	Annual Expenditures	%
Salary		
111 Superintendent	\$ -	0.00%
112 Associate and Deputy Superintendent	-	0.00%
113 Director and/or Supervisor	-	0.00%
114 Principal/Headmaster	-	0.00%
115 Finance Officer	-	0.00%
116 Assistant Principal (Non-teaching)	-	0.00%
117 Other Assistant Principal Assignment	-	0.00%
118 Assistant Superintendent	-	0.00%
121 Teacher	113,357	48.55%
122 Interim Teacher – (Paid at Non-certified Rate)	-	0.00%
123 JROTC Teacher	-	0.00%
124 Foreign Exchange (VIF)	-	0.00%
125 New Teacher Orientation	-	0.00%
126 Extended Contracts	-	0.00%
127 Master Teacher	-	0.00%
Re-employed Retired Teacher - Exempt from the		
128 Earnings Cap	-	0.00%
129_1 Above the Scale Salary (SBA)	-	0.00%
129_2 Above the Scale Salary (Other than SBA)	-	0.00%
131 Instructional Support I - Regular Teacher Pay Scale	-	0.00%
132 Instructional Support II - Advanced Pay Scale	-	0.00%
133 Psychologists	-	0.00%
135 Instructional Facilitators	61,000	26.12%
141 Teacher Assistant - Other	-	0.00%
142 Teacher Assistant - NCLB	-	0.00%
143 Tutor (Within the instructional day)	-	0.00%
144 Interpreter, Brailist, Translator, Education Interpreter	-	0.00%
145 Therapist	-	0.00%
146 School-Based Specialist	-	0.00%
147 Monitor	-	0.00%
148 Non-Certified Instructor	-	0.00%
149 School Resource Officer	-	0.00%
151 Office Support	-	0.00%
152 Technician	-	0.00%
153 Administrative Specialist (Central Support)	-	0.00%
162 Substitute Teacher - Regular Teacher Absence	-	0.00%
163 Substitute Teacher - Staff Development Absence	-	0.00%
164 Substitute Teacher - Full-Time Non-Certified	-	0.00%
165 Substitute - Non-Teaching	-	0.00%
Teacher Assistant Salary When Substituting (Staff		
166 Development Absence)	-	0.00%
Teacher Assistant Salary When Substituting (Regular		
167 Teacher Absence)	-	0.00%
171 Driver	-	0.00%
172 Driver Overtime	-	0.00%
173 Custodian	-	0.00%
174 Cafeteria Workers	-	0.00%
175 Skilled Trades	-	0.00%
176 Manager	-	0.00%
177 Work Study Student	-	0.00%
178 Day Care/Before/After School Care Staff	-	0.00%
180 Bonus Pay (Not Subject to Retirement)	-	0.00%
181 Supplement/Supplementary Pay	-	0.00%
182 Employee Allowances Taxable	-	0.00%
183 Bonus Pay (Subject to Retirement)	-	0.00%
187 Salary Differential	-	0.00%
191 Curriculum Development Pay	-	0.00%
192 Additional Responsibility Stipend	-	0.00%
193 Mentor Pay Stipend	-	0.00%
194 State-Designated Stipend	-	0.00%
195 Planning Period Stipend	-	0.00%

Updated on: October 2, 2020

Printed: 10/7/2020

Page 1 of 3

LEA 111 - Asheville City Schools

PRC 034 - Academically or Intellectually Gifted

Fiscal Year 2019-2020 District Expenditures by LEA and Object Code as of 6/30/2020

Object Category/Object Code Description	Annual Expenditures	%
Salary		
196 Staff Development Participant Pay	-	0.00%
197 Staff Development Instructor	-	0.00%
198 Tutorial Pay	-	0.00%
199 Overtime Pay	-	0.00%
Subtotal: \$	174,357	74.67%
Employee Benefits		
211 Employer's Social Security Cost- Regular	\$ 13,005	5.57%
221 Employer's Retirement Cost - Regular	33,994	14.56%
229 Other Retirement Cost	-	0.00%
231 Employer's Hospitalization Insurance	12,147	5.20%
232 Employer's Workers' Comp Insurance Cost	-	0.00%
233 Employer's Unemployment Insurance Cost	-	0.00%
234 Employer's Dental Insurance Cost	-	0.00%
235 Employer's Life Insurance Cost	-	0.00%
184 Longevity Pay	-	0.00%
185 Bonus Leave Payoff	-	0.00%
186 Short Term Disability Pay - Beyond Six Months	-	0.00%
188 Annual Leave Payoff	-	0.00%
189 Short Term Disability Pay – First Six Months	-	0.00%
Subtotal: \$	59,146	25.33%
Purchased Services		
311 Contracted Services	\$ -	0.00%
312 Workshop Expenses	-	0.00%
313 Advertising Cost	-	0.00%
314 Printing and Binding Fees	-	0.00%
315 Reproduction Costs	-	0.00%
316 Commercial Driver's License Medical Exam Expenses	-	0.00%
317 Psychological Contract Services	-	0.00%
318 Speech and Language Contracted Services	-	0.00%
319 Other Professional/Technical Contract Services	-	0.00%
321 Public Utilities - Electric Services	-	0.00%
322 Public Utilities - Natural Gas	-	0.00%
323 Public Utilities - Water/Sewer	-	0.00%
324 Waste Management	-	0.00%
325 Contracted Repairs and Maintenance – Land and Buildings	-	0.00%
326 Contracted Repairs and Maintenance - Equipment	-	0.00%
327 Rentals/Leases	-	0.00%
331 Pupil Transportation - Contracted	-	0.00%
332 Travel Reimbursement	-	0.00%
333 Field Trips	-	0.00%
341 Telephone	-	0.00%
342 Postage	-	0.00%
343 Telecommunications Services	-	0.00%
344 Mobile Communication Costs	-	0.00%
351 Tuition Reimbursements	-	0.00%
352 Employee Education Reimbursement	-	0.00%
353 Certification/Licensing Fees	-	0.00%
Subtotal: \$	-	0.00%
Supplies & Materials		
411 Supplies and Materials	\$ -	0.00%
412M State Textbooks (MFR Data Source)	-	0.00%
413 Other Textbooks	-	0.00%
413M Other Textbooks (MFR Data Source)	-	0.00%
414 Library Books (Regular and Replacement)	-	0.00%
415 Community College/University Textbooks	-	0.00%
418 Computer Software and Supplies	-	0.00%
421 Fuel for Facilities	-	0.00%
Repair Parts, Materials, and Related Labor, Grease, and		
422 Anti-Freeze	-	0.00%
423 Gas/Diesel Fuel	-	0.00%

Updated on: October 2, 2020

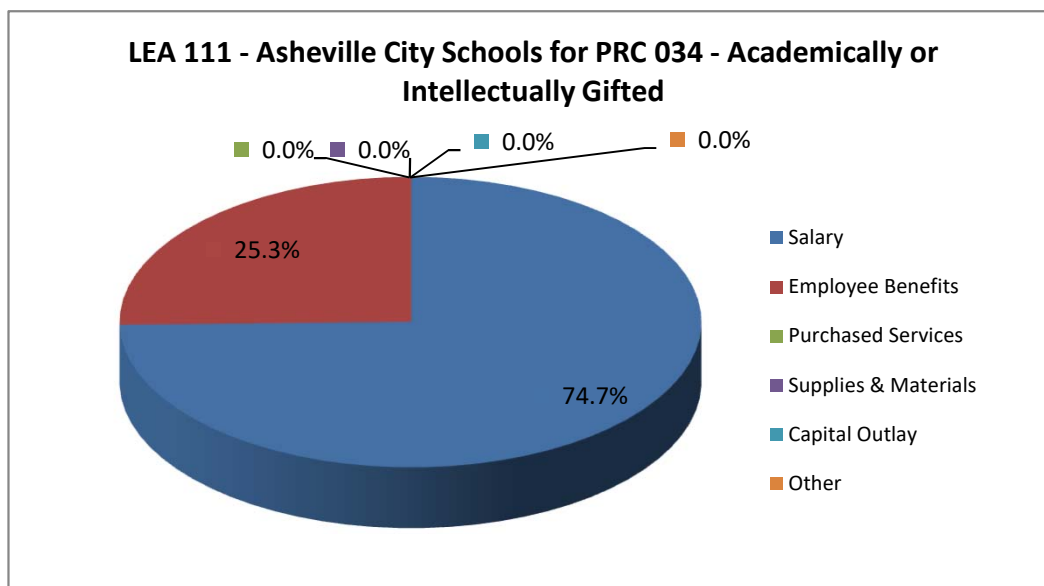
Printed: 10/7/2020

Page 2 of 3

LEA 111 - Asheville City Schools
PRC 034 - Academically or Intellectually Gifted
Fiscal Year 2019-2020 District Expenditures by LEA and Object Code as of 6/30/2020

Object Category/Object Code Description	Annual Expenditures	%
Salary		
424 Oil	-	0.00%
425 Tires and Tubes	-	0.00%
451 Food Purchase	-	0.00%
452 USDA Commodity Foods	-	0.00%
453 Food Processing Supplies	-	0.00%
459 Other Food Purchases	-	0.00%
461 Furniture and Equipment - Inventoried	-	0.00%
462 Computer Equipment - Inventoried	-	0.00%
471 Sales and Use Tax Expense	-	0.00%
472 Sales and Use Tax Refund	-	0.00%
Subtotal:	\$ -	0.00%
Capital Outlay		
522 General Contract	\$ -	0.00%
529 Miscellaneous Contracts and Other Charges	-	0.00%
532 Improvements to Existing Sites	-	0.00%
541 Purchase of Furniture & Equipment - Capitalized	-	0.00%
542 Purchase of Computer Hardware - Capitalized	-	0.00%
551 Purchase of Vehicles	-	0.00%
552 License and Title Fees	-	0.00%
Subtotal:	\$ -	0.00%
Other		
361 Membership Dues and Fees	\$ -	0.00%
363 Assessments/Penalties	-	0.00%
371 Liability Insurance	-	0.00%
372 Vehicle Liability Insurance	-	0.00%
373 Property Insurance	-	0.00%
378 Scholastic Accident Insurance	-	0.00%
379 Other Insurance and Judgments	-	0.00%
715 Transfers to Multiple Enterprise Fund	-	0.00%
Subtotal:	\$ -	0.00%
Grand Total:	\$ 233,503	100.00%

Note: 1) Objects Codes with "M" indicator (412M and 413M) signifies the amounts sourced from MFR report
2) CRF Funds in PRC's 12x are not included in this report



LEA 111 - Asheville City Schools

PRC 037 - Restart Schools and Renewal School Systems

Fiscal Year 2019-2020 District Expenditures by LEA and Object Code as of 6/30/2020

Object Category/Object Code	Description	Annual Expenditures	%
Salary			
111	Superintendent	\$ -	0.00%
112	Associate and Deputy Superintendent	-	0.00%
113	Director and/or Supervisor	-	0.00%
114	Principal/Headmaster	-	0.00%
115	Finance Officer	-	0.00%
116	Assistant Principal (Non-teaching)	-	0.00%
117	Other Assistant Principal Assignment	-	0.00%
118	Assistant Superintendent	-	0.00%
121	Teacher	-	0.00%
122	Interim Teacher – (Paid at Non-certified Rate)	-	0.00%
123	JROTC Teacher	-	0.00%
124	Foreign Exchange (VIF)	-	0.00%
125	New Teacher Orientation	-	0.00%
126	Extended Contracts	-	0.00%
127	Master Teacher	-	0.00%
	Re-employed Retired Teacher - Exempt from the		
128	Earnings Cap	-	0.00%
129_1	Above the Scale Salary (SBA)	-	0.00%
129_2	Above the Scale Salary (Other than SBA)	-	0.00%
131	Instructional Support I - Regular Teacher Pay Scale	-	0.00%
132	Instructional Support II - Advanced Pay Scale	-	0.00%
133	Psychologists	-	0.00%
135	Instructional Facilitators	-	0.00%
141	Teacher Assistant - Other	-	0.00%
142	Teacher Assistant - NCLB	-	0.00%
143	Tutor (Within the instructional day)	-	0.00%
144	Interpreter, Brailist, Translator, Education Interpreter	-	0.00%
145	Therapist	-	0.00%
146	School-Based Specialist	-	0.00%
147	Monitor	-	0.00%
148	Non-Certified Instructor	-	0.00%
149	School Resource Officer	-	0.00%
151	Office Support	-	0.00%
152	Technician	-	0.00%
153	Administrative Specialist (Central Support)	-	0.00%
162	Substitute Teacher - Regular Teacher Absence	-	0.00%
163	Substitute Teacher - Staff Development Absence	-	0.00%
164	Substitute Teacher - Full-Time Non-Certified	-	0.00%
165	Substitute - Non-Teaching	-	0.00%
	Teacher Assistant Salary When Substituting (Staff		
166	Development Absence)	-	0.00%
	Teacher Assistant Salary When Substituting (Regular		
167	Teacher Absence)	-	0.00%
171	Driver	-	0.00%
172	Driver Overtime	-	0.00%
173	Custodian	-	0.00%
174	Cafeteria Workers	-	0.00%
175	Skilled Trades	-	0.00%
176	Manager	-	0.00%
177	Work Study Student	-	0.00%
178	Day Care/Before/After School Care Staff	-	0.00%
180	Bonus Pay (Not Subject to Retirement)	-	0.00%
181	Supplement/Supplementary Pay	-	0.00%
182	Employee Allowances Taxable	-	0.00%
183	Bonus Pay (Subject to Retirement)	-	0.00%
187	Salary Differential	-	0.00%
191	Curriculum Development Pay	-	0.00%
192	Additional Responsibility Stipend	-	0.00%
193	Mentor Pay Stipend	-	0.00%
194	State-Designated Stipend	-	0.00%
195	Planning Period Stipend	-	0.00%

Updated on: October 2, 2020

Printed: 10/7/2020

Page 1 of 3

LEA 111 - Asheville City Schools

PRC 037 - Restart Schools and Renewal School Systems

Fiscal Year 2019-2020 District Expenditures by LEA and Object Code as of 6/30/2020

Object Category/Object Code Description	Annual Expenditures	%
Salary		
196 Staff Development Participant Pay	-	0.00%
197 Staff Development Instructor	-	0.00%
198 Tutorial Pay	-	0.00%
199 Overtime Pay	-	0.00%
Subtotal: \$	-	0.00%
Employee Benefits		
211 Employer's Social Security Cost- Regular	\$ -	0.00%
221 Employer's Retirement Cost - Regular	-	0.00%
229 Other Retirement Cost	-	0.00%
231 Employer's Hospitalization Insurance	-	0.00%
232 Employer's Workers' Comp Insurance Cost	-	0.00%
233 Employer's Unemployment Insurance Cost	-	0.00%
234 Employer's Dental Insurance Cost	-	0.00%
235 Employer's Life Insurance Cost	-	0.00%
184 Longevity Pay	-	0.00%
185 Bonus Leave Payoff	-	0.00%
186 Short Term Disability Pay - Beyond Six Months	-	0.00%
188 Annual Leave Payoff	-	0.00%
189 Short Term Disability Pay – First Six Months	-	0.00%
Subtotal: \$	-	0.00%
Purchased Services		
311 Contracted Services	\$ -	0.00%
312 Workshop Expenses	-	0.00%
313 Advertising Cost	-	0.00%
314 Printing and Binding Fees	-	0.00%
315 Reproduction Costs	-	0.00%
316 Commercial Driver's License Medical Exam Expenses	-	0.00%
317 Psychological Contract Services	-	0.00%
318 Speech and Language Contracted Services	-	0.00%
319 Other Professional/Technical Contract Services	-	0.00%
321 Public Utilities - Electric Services	-	0.00%
322 Public Utilities - Natural Gas	-	0.00%
323 Public Utilities - Water/Sewer	-	0.00%
324 Waste Management	-	0.00%
325 Contracted Repairs and Maintenance – Land and Buildings	-	0.00%
326 Contracted Repairs and Maintenance - Equipment	-	0.00%
327 Rentals/Leases	-	0.00%
331 Pupil Transportation - Contracted	-	0.00%
332 Travel Reimbursement	-	0.00%
333 Field Trips	-	0.00%
341 Telephone	-	0.00%
342 Postage	-	0.00%
343 Telecommunications Services	-	0.00%
344 Mobile Communication Costs	-	0.00%
351 Tuition Reimbursements	-	0.00%
352 Employee Education Reimbursement	-	0.00%
353 Certification/Licensing Fees	-	0.00%
Subtotal: \$	-	0.00%
Supplies & Materials		
411 Supplies and Materials	\$ -	0.00%
412M State Textbooks (MFR Data Source)	-	0.00%
413 Other Textbooks	-	0.00%
413M Other Textbooks (MFR Data Source)	-	0.00%
414 Library Books (Regular and Replacement)	-	0.00%
415 Community College/University Textbooks	-	0.00%
418 Computer Software and Supplies	-	0.00%
421 Fuel for Facilities	-	0.00%
Repair Parts, Materials, and Related Labor, Grease, and		
422 Anti-Freeze	-	0.00%
423 Gas/Diesel Fuel	-	0.00%

Updated on: October 2, 2020


Printed: 10/7/2020

Page 2 of 3

LEA 111 - Asheville City Schools
PRC 037 - Restart Schools and Renewal School Systems
Fiscal Year 2019-2020 District Expenditures by LEA and Object Code as of 6/30/2020

Object Category/Object Code Description	Annual Expenditures	%
Salary		
424 Oil	-	0.00%
425 Tires and Tubes	-	0.00%
451 Food Purchase	-	0.00%
452 USDA Commodity Foods	-	0.00%
453 Food Processing Supplies	-	0.00%
459 Other Food Purchases	-	0.00%
461 Furniture and Equipment - Inventoried	-	0.00%
462 Computer Equipment - Inventoried	-	0.00%
471 Sales and Use Tax Expense	-	0.00%
472 Sales and Use Tax Refund	-	0.00%
Subtotal:	\$ -	0.00%
Capital Outlay		
522 General Contract	\$ -	0.00%
529 Miscellaneous Contracts and Other Charges	-	0.00%
532 Improvements to Existing Sites	-	0.00%
541 Purchase of Furniture & Equipment - Capitalized	-	0.00%
542 Purchase of Computer Hardware - Capitalized	-	0.00%
551 Purchase of Vehicles	-	0.00%
552 License and Title Fees	-	0.00%
Subtotal:	\$ -	0.00%
Other		
361 Membership Dues and Fees	\$ -	0.00%
363 Assessments/Penalties	-	0.00%
371 Liability Insurance	-	0.00%
372 Vehicle Liability Insurance	-	0.00%
373 Property Insurance	-	0.00%
378 Scholastic Accident Insurance	-	0.00%
379 Other Insurance and Judgments	-	0.00%
715 Transfers to Multiple Enterprise Fund	-	0.00%
Subtotal:	\$ -	0.00%
Grand Total:	\$ -	0.00%

Note: 1) Objects Codes with "M" indicator (412M and 413M) signifies the amounts sourced from MFR report
2) CRF Funds in PRC's 12x are not included in this report



LEA 111 - Asheville City Schools

PRC 039 - School Resource Officers

Fiscal Year 2019-2020 District Expenditures by LEA and Object Code as of 6/30/2020

Object Category/Object Code Description	Annual Expenditures	%
Salary		
111 Superintendent	\$ -	0.00%
112 Associate and Deputy Superintendent	-	0.00%
113 Director and/or Supervisor	-	0.00%
114 Principal/Headmaster	-	0.00%
115 Finance Officer	-	0.00%
116 Assistant Principal (Non-teaching)	-	0.00%
117 Other Assistant Principal Assignment	-	0.00%
118 Assistant Superintendent	-	0.00%
121 Teacher	-	0.00%
122 Interim Teacher – (Paid at Non-certified Rate)	-	0.00%
123 JROTC Teacher	-	0.00%
124 Foreign Exchange (VIF)	-	0.00%
125 New Teacher Orientation	-	0.00%
126 Extended Contracts	-	0.00%
127 Master Teacher	-	0.00%
Re-employed Retired Teacher - Exempt from the		
128 Earnings Cap	-	0.00%
129_1 Above the Scale Salary (SBA)	-	0.00%
129_2 Above the Scale Salary (Other than SBA)	-	0.00%
131 Instructional Support I - Regular Teacher Pay Scale	-	0.00%
132 Instructional Support II - Advanced Pay Scale	-	0.00%
133 Psychologists	-	0.00%
135 Instructional Facilitators	-	0.00%
141 Teacher Assistant - Other	-	0.00%
142 Teacher Assistant - NCLB	-	0.00%
143 Tutor (Within the instructional day)	-	0.00%
144 Interpreter, Brailist, Translator, Education Interpreter	-	0.00%
145 Therapist	-	0.00%
146 School-Based Specialist	-	0.00%
147 Monitor	-	0.00%
148 Non-Certified Instructor	-	0.00%
149 School Resource Officer	-	0.00%
151 Office Support	-	0.00%
152 Technician	-	0.00%
153 Administrative Specialist (Central Support)	-	0.00%
162 Substitute Teacher - Regular Teacher Absence	-	0.00%
163 Substitute Teacher - Staff Development Absence	-	0.00%
164 Substitute Teacher - Full-Time Non-Certified	-	0.00%
165 Substitute - Non-Teaching	-	0.00%
Teacher Assistant Salary When Substituting (Staff		
166 Development Absence)	-	0.00%
Teacher Assistant Salary When Substituting (Regular		
167 Teacher Absence)	-	0.00%
171 Driver	-	0.00%
172 Driver Overtime	-	0.00%
173 Custodian	-	0.00%
174 Cafeteria Workers	-	0.00%
175 Skilled Trades	-	0.00%
176 Manager	-	0.00%
177 Work Study Student	-	0.00%
178 Day Care/Before/After School Care Staff	-	0.00%
180 Bonus Pay (Not Subject to Retirement)	-	0.00%
181 Supplement/Supplementary Pay	-	0.00%
182 Employee Allowances Taxable	-	0.00%
183 Bonus Pay (Subject to Retirement)	-	0.00%
187 Salary Differential	-	0.00%
191 Curriculum Development Pay	-	0.00%
192 Additional Responsibility Stipend	-	0.00%
193 Mentor Pay Stipend	-	0.00%
194 State-Designated Stipend	-	0.00%
195 Planning Period Stipend	-	0.00%

Updated on: October 2, 2020

Printed: 10/7/2020

Page 1 of 3

LEA 111 - Asheville City Schools

PRC 039 - School Resource Officers

Fiscal Year 2019-2020 District Expenditures by LEA and Object Code as of 6/30/2020

Object Category/Object Code Description		Annual Expenditures	%
Salary			
196	Staff Development Participant Pay	-	0.00%
197	Staff Development Instructor	-	0.00%
198	Tutorial Pay	-	0.00%
199	Overtime Pay	-	0.00%
Subtotal: \$		-	0.00%
Employee Benefits			
211	Employer's Social Security Cost- Regular	\$ -	0.00%
221	Employer's Retirement Cost - Regular	-	0.00%
229	Other Retirement Cost	-	0.00%
231	Employer's Hospitalization Insurance	-	0.00%
232	Employer's Workers' Comp Insurance Cost	-	0.00%
233	Employer's Unemployment Insurance Cost	-	0.00%
234	Employer's Dental Insurance Cost	-	0.00%
235	Employer's Life Insurance Cost	-	0.00%
184	Longevity Pay	-	0.00%
185	Bonus Leave Payoff	-	0.00%
186	Short Term Disability Pay - Beyond Six Months	-	0.00%
188	Annual Leave Payoff	-	0.00%
189	Short Term Disability Pay – First Six Months	-	0.00%
Subtotal: \$		-	0.00%
Purchased Services			
311	Contracted Services	\$ -	0.00%
312	Workshop Expenses	27,999	84.00%
313	Advertising Cost	-	0.00%
314	Printing and Binding Fees	-	0.00%
315	Reproduction Costs	-	0.00%
316	Commercial Driver's License Medical Exam Expenses	-	0.00%
317	Psychological Contract Services	-	0.00%
318	Speech and Language Contracted Services	-	0.00%
319	Other Professional/Technical Contract Services	-	0.00%
321	Public Utilities - Electric Services	-	0.00%
322	Public Utilities - Natural Gas	-	0.00%
323	Public Utilities - Water/Sewer	-	0.00%
324	Waste Management	-	0.00%
325	Contracted Repairs and Maintenance – Land and Buildings	-	0.00%
326	Contracted Repairs and Maintenance - Equipment	-	0.00%
327	Rentals/Leases	-	0.00%
331	Pupil Transportation - Contracted	-	0.00%
332	Travel Reimbursement	-	0.00%
333	Field Trips	-	0.00%
341	Telephone	-	0.00%
342	Postage	-	0.00%
343	Telecommunications Services	-	0.00%
344	Mobile Communication Costs	-	0.00%
351	Tuition Reimbursements	-	0.00%
352	Employee Education Reimbursement	-	0.00%
353	Certification/Licensing Fees	-	0.00%
Subtotal: \$		27,999	84.00%
Supplies & Materials			
411	Supplies and Materials	\$ 5,334	16.00%
412M	State Textbooks (MFR Data Source)	-	0.00%
413	Other Textbooks	-	0.00%
413M	Other Textbooks (MFR Data Source)	-	0.00%
414	Library Books (Regular and Replacement)	-	0.00%
415	Community College/University Textbooks	-	0.00%
418	Computer Software and Supplies	-	0.00%
421	Fuel for Facilities	-	0.00%
	Repair Parts, Materials, and Related Labor, Grease, and		
422	Anti-Freeze	-	0.00%
423	Gas/Diesel Fuel	-	0.00%

Updated on: October 2, 2020

Printed: 10/7/2020

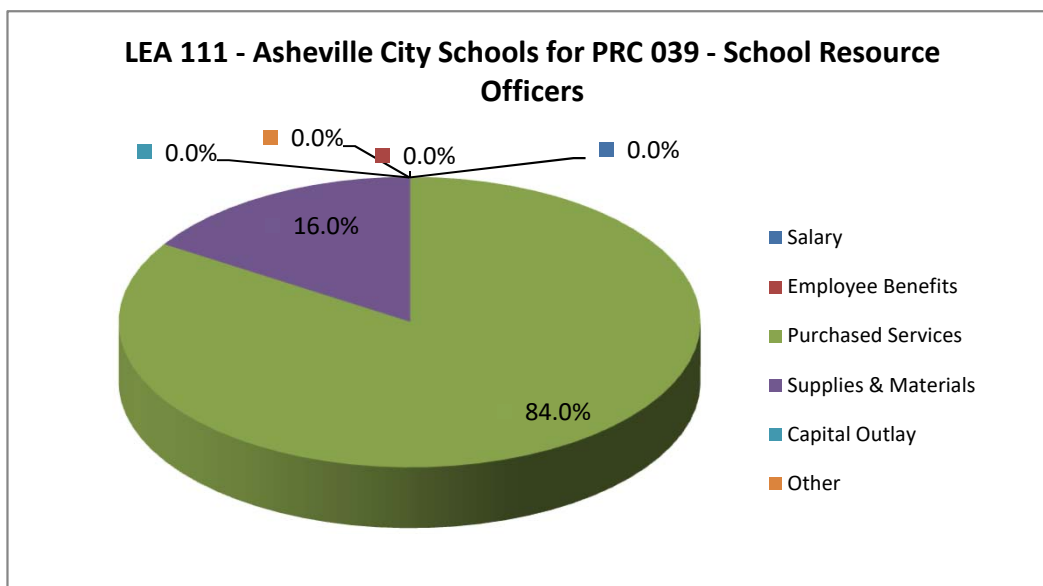
Page 2 of 3

LEA 111 - Asheville City Schools
PRC 039 - School Resource Officers

Fiscal Year 2019-2020 District Expenditures by LEA and Object Code as of 6/30/2020

Object Category/Object Code Description	Annual Expenditures	%
Salary		
424 Oil	-	0.00%
425 Tires and Tubes	-	0.00%
451 Food Purchase	-	0.00%
452 USDA Commodity Foods	-	0.00%
453 Food Processing Supplies	-	0.00%
459 Other Food Purchases	-	0.00%
461 Furniture and Equipment - Inventoried	-	0.00%
462 Computer Equipment - Inventoried	-	0.00%
471 Sales and Use Tax Expense	-	0.00%
472 Sales and Use Tax Refund	-	0.00%
Subtotal:	\$ 5,334	16.00%
Capital Outlay		
522 General Contract	\$ -	0.00%
529 Miscellaneous Contracts and Other Charges	-	0.00%
532 Improvements to Existing Sites	-	0.00%
541 Purchase of Furniture & Equipment - Capitalized	-	0.00%
542 Purchase of Computer Hardware - Capitalized	-	0.00%
551 Purchase of Vehicles	-	0.00%
552 License and Title Fees	-	0.00%
Subtotal:	\$ -	0.00%
Other		
361 Membership Dues and Fees	\$ -	0.00%
363 Assessments/Penalties	-	0.00%
371 Liability Insurance	-	0.00%
372 Vehicle Liability Insurance	-	0.00%
373 Property Insurance	-	0.00%
378 Scholastic Accident Insurance	-	0.00%
379 Other Insurance and Judgments	-	0.00%
715 Transfers to Multiple Enterprise Fund	-	0.00%
Subtotal:	\$ -	0.00%
Grand Total:	\$ 33,333	100.00%

Note: 1) Objects Codes with "M" indicator (412M and 413M) signifies the amounts sourced from MFR report
2) CRF Funds in PRC's 12x are not included in this report



LEA 111 - Asheville City Schools

PRC 042 - Child and Family Support Teams (CFST) - Nurses

Fiscal Year 2019-2020 District Expenditures by LEA and Object Code as of 6/30/2020

Object Category/Object Code Description	Annual Expenditures	%
Salary		
111 Superintendent	\$ -	0.00%
112 Associate and Deputy Superintendent	-	0.00%
113 Director and/or Supervisor	-	0.00%
114 Principal/Headmaster	-	0.00%
115 Finance Officer	-	0.00%
116 Assistant Principal (Non-teaching)	-	0.00%
117 Other Assistant Principal Assignment	-	0.00%
118 Assistant Superintendent	-	0.00%
121 Teacher	-	0.00%
122 Interim Teacher – (Paid at Non-certified Rate)	-	0.00%
123 JROTC Teacher	-	0.00%
124 Foreign Exchange (VIF)	-	0.00%
125 New Teacher Orientation	-	0.00%
126 Extended Contracts	-	0.00%
127 Master Teacher	-	0.00%
Re-employed Retired Teacher - Exempt from the		
128 Earnings Cap	-	0.00%
129_1 Above the Scale Salary (SBA)	-	0.00%
129_2 Above the Scale Salary (Other than SBA)	-	0.00%
131 Instructional Support I - Regular Teacher Pay Scale	-	0.00%
132 Instructional Support II - Advanced Pay Scale	-	0.00%
133 Psychologists	-	0.00%
135 Instructional Facilitators	-	0.00%
141 Teacher Assistant - Other	-	0.00%
142 Teacher Assistant - NCLB	-	0.00%
143 Tutor (Within the instructional day)	-	0.00%
144 Interpreter, Brailist, Translator, Education Interpreter	-	0.00%
145 Therapist	-	0.00%
146 School-Based Specialist	-	0.00%
147 Monitor	-	0.00%
148 Non-Certified Instructor	-	0.00%
149 School Resource Officer	-	0.00%
151 Office Support	-	0.00%
152 Technician	-	0.00%
153 Administrative Specialist (Central Support)	-	0.00%
162 Substitute Teacher - Regular Teacher Absence	-	0.00%
163 Substitute Teacher - Staff Development Absence	-	0.00%
164 Substitute Teacher - Full-Time Non-Certified	-	0.00%
165 Substitute - Non-Teaching	-	0.00%
Teacher Assistant Salary When Substituting (Staff		
166 Development Absence)	-	0.00%
Teacher Assistant Salary When Substituting (Regular		
167 Teacher Absence)	-	0.00%
171 Driver	-	0.00%
172 Driver Overtime	-	0.00%
173 Custodian	-	0.00%
174 Cafeteria Workers	-	0.00%
175 Skilled Trades	-	0.00%
176 Manager	-	0.00%
177 Work Study Student	-	0.00%
178 Day Care/Before/After School Care Staff	-	0.00%
180 Bonus Pay (Not Subject to Retirement)	-	0.00%
181 Supplement/Supplementary Pay	-	0.00%
182 Employee Allowances Taxable	-	0.00%
183 Bonus Pay (Subject to Retirement)	-	0.00%
187 Salary Differential	-	0.00%
191 Curriculum Development Pay	-	0.00%
192 Additional Responsibility Stipend	-	0.00%
193 Mentor Pay Stipend	-	0.00%
194 State-Designated Stipend	-	0.00%
195 Planning Period Stipend	-	0.00%

Updated on: October 2, 2020

Printed: 10/7/2020

Page 1 of 3

LEA 111 - Asheville City Schools

PRC 042 - Child and Family Support Teams (CFST) - Nurses

Fiscal Year 2019-2020 District Expenditures by LEA and Object Code as of 6/30/2020

Object Category/Object Code Description	Annual Expenditures	%
Salary		
196 Staff Development Participant Pay	-	0.00%
197 Staff Development Instructor	-	0.00%
198 Tutorial Pay	-	0.00%
199 Overtime Pay	-	0.00%
Subtotal: \$	-	0.00%
Employee Benefits		
211 Employer's Social Security Cost- Regular	\$ -	0.00%
221 Employer's Retirement Cost - Regular	-	0.00%
229 Other Retirement Cost	-	0.00%
231 Employer's Hospitalization Insurance	-	0.00%
232 Employer's Workers' Comp Insurance Cost	-	0.00%
233 Employer's Unemployment Insurance Cost	-	0.00%
234 Employer's Dental Insurance Cost	-	0.00%
235 Employer's Life Insurance Cost	-	0.00%
184 Longevity Pay	-	0.00%
185 Bonus Leave Payoff	-	0.00%
186 Short Term Disability Pay - Beyond Six Months	-	0.00%
188 Annual Leave Payoff	-	0.00%
189 Short Term Disability Pay – First Six Months	-	0.00%
Subtotal: \$	-	0.00%
Purchased Services		
311 Contracted Services	\$ -	0.00%
312 Workshop Expenses	-	0.00%
313 Advertising Cost	-	0.00%
314 Printing and Binding Fees	-	0.00%
315 Reproduction Costs	-	0.00%
316 Commercial Driver's License Medical Exam Expenses	-	0.00%
317 Psychological Contract Services	-	0.00%
318 Speech and Language Contracted Services	-	0.00%
319 Other Professional/Technical Contract Services	-	0.00%
321 Public Utilities - Electric Services	-	0.00%
322 Public Utilities - Natural Gas	-	0.00%
323 Public Utilities - Water/Sewer	-	0.00%
324 Waste Management	-	0.00%
Contracted Repairs and Maintenance – Land and Buildings	-	0.00%
325 Buildings	-	0.00%
326 Contracted Repairs and Maintenance - Equipment	-	0.00%
327 Rentals/Leases	-	0.00%
331 Pupil Transportation - Contracted	-	0.00%
332 Travel Reimbursement	-	0.00%
333 Field Trips	-	0.00%
341 Telephone	-	0.00%
342 Postage	-	0.00%
343 Telecommunications Services	-	0.00%
344 Mobile Communication Costs	-	0.00%
351 Tuition Reimbursements	-	0.00%
352 Employee Education Reimbursement	-	0.00%
353 Certification/Licensing Fees	-	0.00%
Subtotal: \$	-	0.00%
Supplies & Materials		
411 Supplies and Materials	\$ -	0.00%
412M State Textbooks (MFR Data Source)	-	0.00%
413 Other Textbooks	-	0.00%
413M Other Textbooks (MFR Data Source)	-	0.00%
414 Library Books (Regular and Replacement)	-	0.00%
415 Community College/University Textbooks	-	0.00%
418 Computer Software and Supplies	-	0.00%
421 Fuel for Facilities	-	0.00%
Repair Parts, Materials, and Related Labor, Grease, and		
422 Anti-Freeze	-	0.00%
423 Gas/Diesel Fuel	-	0.00%

Updated on: October 2, 2020

Printed: 10/7/2020

Page 2 of 3

LEA 111 - Asheville City Schools

PRC 042 - Child and Family Support Teams (CFST) - Nurses

Fiscal Year 2019-2020 District Expenditures by LEA and Object Code as of 6/30/2020

Object Category/Object Code Description	Annual Expenditures	%
Salary		
424 Oil	-	0.00%
425 Tires and Tubes	-	0.00%
451 Food Purchase	-	0.00%
452 USDA Commodity Foods	-	0.00%
453 Food Processing Supplies	-	0.00%
459 Other Food Purchases	-	0.00%
461 Furniture and Equipment - Inventoried	-	0.00%
462 Computer Equipment - Inventoried	-	0.00%
471 Sales and Use Tax Expense	-	0.00%
472 Sales and Use Tax Refund	-	0.00%
Subtotal:	\$ -	0.00%
Capital Outlay		
522 General Contract	\$ -	0.00%
529 Miscellaneous Contracts and Other Charges	-	0.00%
532 Improvements to Existing Sites	-	0.00%
541 Purchase of Furniture & Equipment - Capitalized	-	0.00%
542 Purchase of Computer Hardware - Capitalized	-	0.00%
551 Purchase of Vehicles	-	0.00%
552 License and Title Fees	-	0.00%
Subtotal:	\$ -	0.00%
Other		
361 Membership Dues and Fees	\$ -	0.00%
363 Assessments/Penalties	-	0.00%
371 Liability Insurance	-	0.00%
372 Vehicle Liability Insurance	-	0.00%
373 Property Insurance	-	0.00%
378 Scholastic Accident Insurance	-	0.00%
379 Other Insurance and Judgments	-	0.00%
715 Transfers to Multiple Enterprise Fund	-	0.00%
Subtotal:	\$ -	0.00%
Grand Total:	\$ -	0.00%

Note: 1) Objects Codes with "M" indicator (412M and 413M) signifies the amounts sourced from MFR report
 2) CRF Funds in PRC's 12x are not included in this report

LEA 111 - Asheville City Schools for PRC 042 - Child and Family Support Teams (CFST) - Nurses

0.0%

- Salary
- Employee Benefits
- Purchased Services
- Supplies & Materials
- Capital Outlay
- Other

LEA 111 - Asheville City Schools
PRC 043 - Child and Family Support Teams(CFST) - Social Workers and Other
Fiscal Year 2019-2020 District Expenditures by LEA and Object Code as of 6/30/2020

Object Category/Object Code	Description	Annual Expenditures	%
Salary			
111	Superintendent	\$ -	0.00%
112	Associate and Deputy Superintendent	-	0.00%
113	Director and/or Supervisor	-	0.00%
114	Principal/Headmaster	-	0.00%
115	Finance Officer	-	0.00%
116	Assistant Principal (Non-teaching)	-	0.00%
117	Other Assistant Principal Assignment	-	0.00%
118	Assistant Superintendent	-	0.00%
121	Teacher	-	0.00%
122	Interim Teacher – (Paid at Non-certified Rate)	-	0.00%
123	JROTC Teacher	-	0.00%
124	Foreign Exchange (VIF)	-	0.00%
125	New Teacher Orientation	-	0.00%
126	Extended Contracts	-	0.00%
127	Master Teacher	-	0.00%
	Re-employed Retired Teacher - Exempt from the		
128	Earnings Cap	-	0.00%
129_1	Above the Scale Salary (SBA)	-	0.00%
129_2	Above the Scale Salary (Other than SBA)	-	0.00%
131	Instructional Support I - Regular Teacher Pay Scale	-	0.00%
132	Instructional Support II - Advanced Pay Scale	-	0.00%
133	Psychologists	-	0.00%
135	Instructional Facilitators	-	0.00%
141	Teacher Assistant - Other	-	0.00%
142	Teacher Assistant - NCLB	-	0.00%
143	Tutor (Within the instructional day)	-	0.00%
144	Interpreter, Brailist, Translator, Education Interpreter	-	0.00%
145	Therapist	-	0.00%
146	School-Based Specialist	-	0.00%
147	Monitor	-	0.00%
148	Non-Certified Instructor	-	0.00%
149	School Resource Officer	-	0.00%
151	Office Support	-	0.00%
152	Technician	-	0.00%
153	Administrative Specialist (Central Support)	-	0.00%
162	Substitute Teacher - Regular Teacher Absence	-	0.00%
163	Substitute Teacher - Staff Development Absence	-	0.00%
164	Substitute Teacher - Full-Time Non-Certified	-	0.00%
165	Substitute - Non-Teaching	-	0.00%
	Teacher Assistant Salary When Substituting (Staff		
166	Development Absence)	-	0.00%
	Teacher Assistant Salary When Substituting (Regular		
167	Teacher Absence)	-	0.00%
171	Driver	-	0.00%
172	Driver Overtime	-	0.00%
173	Custodian	-	0.00%
174	Cafeteria Workers	-	0.00%
175	Skilled Trades	-	0.00%
176	Manager	-	0.00%
177	Work Study Student	-	0.00%
178	Day Care/Before/After School Care Staff	-	0.00%
180	Bonus Pay (Not Subject to Retirement)	-	0.00%
181	Supplement/Supplementary Pay	-	0.00%
182	Employee Allowances Taxable	-	0.00%
183	Bonus Pay (Subject to Retirement)	-	0.00%
187	Salary Differential	-	0.00%
191	Curriculum Development Pay	-	0.00%
192	Additional Responsibility Stipend	-	0.00%
193	Mentor Pay Stipend	-	0.00%
194	State-Designated Stipend	-	0.00%
195	Planning Period Stipend	-	0.00%

Updated on: October 2, 2020

Printed: 10/7/2020

Page 1 of 3

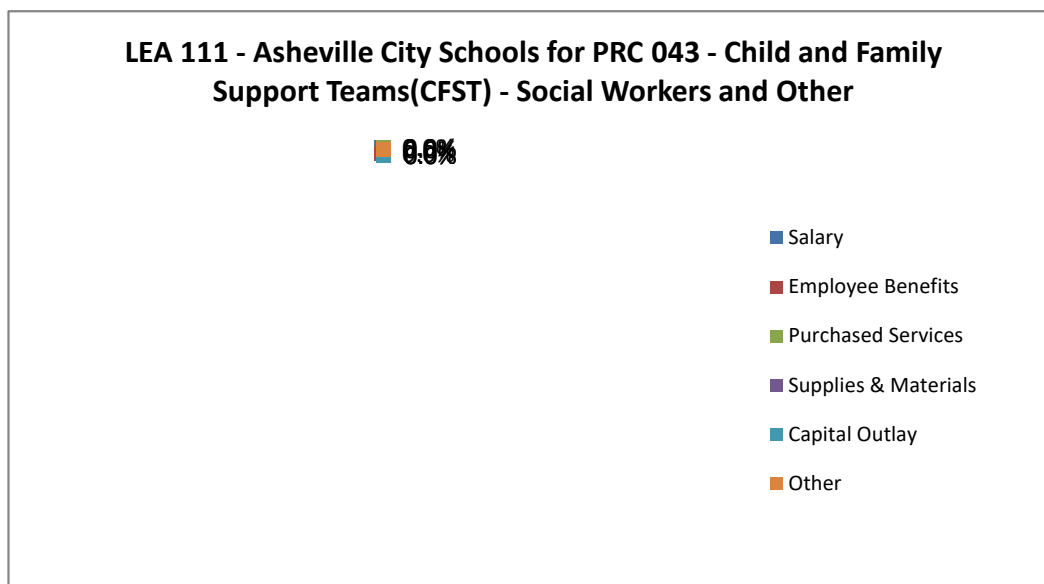
LEA 111 - Asheville City Schools
PRC 043 - Child and Family Support Teams(CFST) - Social Workers and Other
Fiscal Year 2019-2020 District Expenditures by LEA and Object Code as of 6/30/2020

Object Category/Object Code Description		Annual Expenditures	%
Salary			
196	Staff Development Participant Pay	-	0.00%
197	Staff Development Instructor	-	0.00%
198	Tutorial Pay	-	0.00%
199	Overtime Pay	-	0.00%
Subtotal: \$		-	0.00%
Employee Benefits			
211	Employer's Social Security Cost- Regular	\$ -	0.00%
221	Employer's Retirement Cost - Regular	-	0.00%
229	Other Retirement Cost	-	0.00%
231	Employer's Hospitalization Insurance	-	0.00%
232	Employer's Workers' Comp Insurance Cost	-	0.00%
233	Employer's Unemployment Insurance Cost	-	0.00%
234	Employer's Dental Insurance Cost	-	0.00%
235	Employer's Life Insurance Cost	-	0.00%
184	Longevity Pay	-	0.00%
185	Bonus Leave Payoff	-	0.00%
186	Short Term Disability Pay - Beyond Six Months	-	0.00%
188	Annual Leave Payoff	-	0.00%
189	Short Term Disability Pay – First Six Months	-	0.00%
Subtotal: \$		-	0.00%
Purchased Services			
311	Contracted Services	\$ -	0.00%
312	Workshop Expenses	-	0.00%
313	Advertising Cost	-	0.00%
314	Printing and Binding Fees	-	0.00%
315	Reproduction Costs	-	0.00%
316	Commercial Driver's License Medical Exam Expenses	-	0.00%
317	Psychological Contract Services	-	0.00%
318	Speech and Language Contracted Services	-	0.00%
319	Other Professional/Technical Contract Services	-	0.00%
321	Public Utilities - Electric Services	-	0.00%
322	Public Utilities - Natural Gas	-	0.00%
323	Public Utilities - Water/Sewer	-	0.00%
324	Waste Management	-	0.00%
325	Contracted Repairs and Maintenance – Land and Buildings	-	0.00%
326	Contracted Repairs and Maintenance - Equipment	-	0.00%
327	Rentals/Leases	-	0.00%
331	Pupil Transportation - Contracted	-	0.00%
332	Travel Reimbursement	-	0.00%
333	Field Trips	-	0.00%
341	Telephone	-	0.00%
342	Postage	-	0.00%
343	Telecommunications Services	-	0.00%
344	Mobile Communication Costs	-	0.00%
351	Tuition Reimbursements	-	0.00%
352	Employee Education Reimbursement	-	0.00%
353	Certification/Licensing Fees	-	0.00%
Subtotal: \$		-	0.00%
Supplies & Materials			
411	Supplies and Materials	\$ -	0.00%
412M	State Textbooks (MFR Data Source)	-	0.00%
413	Other Textbooks	-	0.00%
413M	Other Textbooks (MFR Data Source)	-	0.00%
414	Library Books (Regular and Replacement)	-	0.00%
415	Community College/University Textbooks	-	0.00%
418	Computer Software and Supplies	-	0.00%
421	Fuel for Facilities	-	0.00%
	Repair Parts, Materials, and Related Labor, Grease, and		
422	Anti-Freeze	-	0.00%
423	Gas/Diesel Fuel	-	0.00%

LEA 111 - Asheville City Schools
PRC 043 - Child and Family Support Teams(CFST) - Social Workers and Other
Fiscal Year 2019-2020 District Expenditures by LEA and Object Code as of 6/30/2020

Object Category/Object Code Description		Annual Expenditures	%
Salary			
424	Oil	-	0.00%
425	Tires and Tubes	-	0.00%
451	Food Purchase	-	0.00%
452	USDA Commodity Foods	-	0.00%
453	Food Processing Supplies	-	0.00%
459	Other Food Purchases	-	0.00%
461	Furniture and Equipment - Inventoried	-	0.00%
462	Computer Equipment - Inventoried	-	0.00%
471	Sales and Use Tax Expense	-	0.00%
472	Sales and Use Tax Refund	-	0.00%
Subtotal:		\$ -	0.00%
Capital Outlay			
522	General Contract	\$ -	0.00%
529	Miscellaneous Contracts and Other Charges	-	0.00%
532	Improvements to Existing Sites	-	0.00%
541	Purchase of Furniture & Equipment - Capitalized	-	0.00%
542	Purchase of Computer Hardware - Capitalized	-	0.00%
551	Purchase of Vehicles	-	0.00%
552	License and Title Fees	-	0.00%
Subtotal:		\$ -	0.00%
Other			
361	Membership Dues and Fees	\$ -	0.00%
363	Assessments/Penalties	-	0.00%
371	Liability Insurance	-	0.00%
372	Vehicle Liability Insurance	-	0.00%
373	Property Insurance	-	0.00%
378	Scholastic Accident Insurance	-	0.00%
379	Other Insurance and Judgments	-	0.00%
715	Transfers to Multiple Enterprise Fund	-	0.00%
Subtotal:		\$ -	0.00%
Grand Total:		\$ -	0.00%

Note: 1) Objects Codes with "M" indicator (412M and 413M) signifies the amounts sourced from MFR report
2) CRF Funds in PRC's 12x are not included in this report



LEA 111 - Asheville City Schools

PRC 044 - Innovative School District

Fiscal Year 2019-2020 District Expenditures by LEA and Object Code as of 6/30/2020

Object Category/Object Code Description	Annual Expenditures	%
Salary		
111 Superintendent	\$ -	0.00%
112 Associate and Deputy Superintendent	-	0.00%
113 Director and/or Supervisor	-	0.00%
114 Principal/Headmaster	-	0.00%
115 Finance Officer	-	0.00%
116 Assistant Principal (Non-teaching)	-	0.00%
117 Other Assistant Principal Assignment	-	0.00%
118 Assistant Superintendent	-	0.00%
121 Teacher	-	0.00%
122 Interim Teacher – (Paid at Non-certified Rate)	-	0.00%
123 JROTC Teacher	-	0.00%
124 Foreign Exchange (VIF)	-	0.00%
125 New Teacher Orientation	-	0.00%
126 Extended Contracts	-	0.00%
127 Master Teacher	-	0.00%
Re-employed Retired Teacher - Exempt from the		
128 Earnings Cap	-	0.00%
129_1 Above the Scale Salary (SBA)	-	0.00%
129_2 Above the Scale Salary (Other than SBA)	-	0.00%
131 Instructional Support I - Regular Teacher Pay Scale	-	0.00%
132 Instructional Support II - Advanced Pay Scale	-	0.00%
133 Psychologists	-	0.00%
135 Instructional Facilitators	-	0.00%
141 Teacher Assistant - Other	-	0.00%
142 Teacher Assistant - NCLB	-	0.00%
143 Tutor (Within the instructional day)	-	0.00%
144 Interpreter, Brailist, Translator, Education Interpreter	-	0.00%
145 Therapist	-	0.00%
146 School-Based Specialist	-	0.00%
147 Monitor	-	0.00%
148 Non-Certified Instructor	-	0.00%
149 School Resource Officer	-	0.00%
151 Office Support	-	0.00%
152 Technician	-	0.00%
153 Administrative Specialist (Central Support)	-	0.00%
162 Substitute Teacher - Regular Teacher Absence	-	0.00%
163 Substitute Teacher - Staff Development Absence	-	0.00%
164 Substitute Teacher - Full-Time Non-Certified	-	0.00%
165 Substitute - Non-Teaching	-	0.00%
Teacher Assistant Salary When Substituting (Staff		
166 Development Absence)	-	0.00%
Teacher Assistant Salary When Substituting (Regular		
167 Teacher Absence)	-	0.00%
171 Driver	-	0.00%
172 Driver Overtime	-	0.00%
173 Custodian	-	0.00%
174 Cafeteria Workers	-	0.00%
175 Skilled Trades	-	0.00%
176 Manager	-	0.00%
177 Work Study Student	-	0.00%
178 Day Care/Before/After School Care Staff	-	0.00%
180 Bonus Pay (Not Subject to Retirement)	-	0.00%
181 Supplement/Supplementary Pay	-	0.00%
182 Employee Allowances Taxable	-	0.00%
183 Bonus Pay (Subject to Retirement)	-	0.00%
187 Salary Differential	-	0.00%
191 Curriculum Development Pay	-	0.00%
192 Additional Responsibility Stipend	-	0.00%
193 Mentor Pay Stipend	-	0.00%
194 State-Designated Stipend	-	0.00%
195 Planning Period Stipend	-	0.00%

Updated on: October 2, 2020

Printed: 10/7/2020

Page 1 of 3

LEA 111 - Asheville City Schools

PRC 044 - Innovative School District

Fiscal Year 2019-2020 District Expenditures by LEA and Object Code as of 6/30/2020

Object Category/Object Code Description		Annual Expenditures	%
Salary			
196	Staff Development Participant Pay	-	0.00%
197	Staff Development Instructor	-	0.00%
198	Tutorial Pay	-	0.00%
199	Overtime Pay	-	0.00%
Subtotal: \$		-	0.00%
Employee Benefits			
211	Employer's Social Security Cost- Regular	\$ -	0.00%
221	Employer's Retirement Cost - Regular	-	0.00%
229	Other Retirement Cost	-	0.00%
231	Employer's Hospitalization Insurance	-	0.00%
232	Employer's Workers' Comp Insurance Cost	-	0.00%
233	Employer's Unemployment Insurance Cost	-	0.00%
234	Employer's Dental Insurance Cost	-	0.00%
235	Employer's Life Insurance Cost	-	0.00%
184	Longevity Pay	-	0.00%
185	Bonus Leave Payoff	-	0.00%
186	Short Term Disability Pay - Beyond Six Months	-	0.00%
188	Annual Leave Payoff	-	0.00%
189	Short Term Disability Pay – First Six Months	-	0.00%
Subtotal: \$		-	0.00%
Purchased Services			
311	Contracted Services	\$ -	0.00%
312	Workshop Expenses	-	0.00%
313	Advertising Cost	-	0.00%
314	Printing and Binding Fees	-	0.00%
315	Reproduction Costs	-	0.00%
316	Commercial Driver's License Medical Exam Expenses	-	0.00%
317	Psychological Contract Services	-	0.00%
318	Speech and Language Contracted Services	-	0.00%
319	Other Professional/Technical Contract Services	-	0.00%
321	Public Utilities - Electric Services	-	0.00%
322	Public Utilities - Natural Gas	-	0.00%
323	Public Utilities - Water/Sewer	-	0.00%
324	Waste Management	-	0.00%
325	Contracted Repairs and Maintenance – Land and Buildings	-	0.00%
326	Contracted Repairs and Maintenance - Equipment	-	0.00%
327	Rentals/Leases	-	0.00%
331	Pupil Transportation - Contracted	-	0.00%
332	Travel Reimbursement	-	0.00%
333	Field Trips	-	0.00%
341	Telephone	-	0.00%
342	Postage	-	0.00%
343	Telecommunications Services	-	0.00%
344	Mobile Communication Costs	-	0.00%
351	Tuition Reimbursements	-	0.00%
352	Employee Education Reimbursement	-	0.00%
353	Certification/Licensing Fees	-	0.00%
Subtotal: \$		-	0.00%
Supplies & Materials			
411	Supplies and Materials	\$ -	0.00%
412M	State Textbooks (MFR Data Source)	-	0.00%
413	Other Textbooks	-	0.00%
413M	Other Textbooks (MFR Data Source)	-	0.00%
414	Library Books (Regular and Replacement)	-	0.00%
415	Community College/University Textbooks	-	0.00%
418	Computer Software and Supplies	-	0.00%
421	Fuel for Facilities	-	0.00%
	Repair Parts, Materials, and Related Labor, Grease, and		
422	Anti-Freeze	-	0.00%
423	Gas/Diesel Fuel	-	0.00%

Updated on: October 2, 2020


Printed: 10/7/2020

Page 2 of 3

LEA 111 - Asheville City Schools
PRC 044 - Innovative School District
Fiscal Year 2019-2020 District Expenditures by LEA and Object Code as of 6/30/2020

Object Category/Object Code Description	Annual Expenditures	%
Salary		
424 Oil	-	0.00%
425 Tires and Tubes	-	0.00%
451 Food Purchase	-	0.00%
452 USDA Commodity Foods	-	0.00%
453 Food Processing Supplies	-	0.00%
459 Other Food Purchases	-	0.00%
461 Furniture and Equipment - Inventoried	-	0.00%
462 Computer Equipment - Inventoried	-	0.00%
471 Sales and Use Tax Expense	-	0.00%
472 Sales and Use Tax Refund	-	0.00%
Subtotal:	\$ -	0.00%
Capital Outlay		
522 General Contract	\$ -	0.00%
529 Miscellaneous Contracts and Other Charges	-	0.00%
532 Improvements to Existing Sites	-	0.00%
541 Purchase of Furniture & Equipment - Capitalized	-	0.00%
542 Purchase of Computer Hardware - Capitalized	-	0.00%
551 Purchase of Vehicles	-	0.00%
552 License and Title Fees	-	0.00%
Subtotal:	\$ -	0.00%
Other		
361 Membership Dues and Fees	\$ -	0.00%
363 Assessments/Penalties	-	0.00%
371 Liability Insurance	-	0.00%
372 Vehicle Liability Insurance	-	0.00%
373 Property Insurance	-	0.00%
378 Scholastic Accident Insurance	-	0.00%
379 Other Insurance and Judgments	-	0.00%
715 Transfers to Multiple Enterprise Fund	-	0.00%
Subtotal:	\$ -	0.00%
Grand Total:	\$ -	0.00%

Note: 1) Objects Codes with "M" indicator (412M and 413M) signifies the amounts sourced from MFR report
2) CRF Funds in PRC's 12x are not included in this report



LEA 111 - Asheville City Schools

PRC 046 - Third Grade Read to Achieve Teacher Bonus

Fiscal Year 2019-2020 District Expenditures by LEA and Object Code as of 6/30/2020

Object Category/Object Code	Description	Annual Expenditures	%
Salary			
111	Superintendent	\$ -	0.00%
112	Associate and Deputy Superintendent	-	0.00%
113	Director and/or Supervisor	-	0.00%
114	Principal/Headmaster	-	0.00%
115	Finance Officer	-	0.00%
116	Assistant Principal (Non-teaching)	-	0.00%
117	Other Assistant Principal Assignment	-	0.00%
118	Assistant Superintendent	-	0.00%
121	Teacher	-	0.00%
122	Interim Teacher – (Paid at Non-certified Rate)	-	0.00%
123	JROTC Teacher	-	0.00%
124	Foreign Exchange (VIF)	-	0.00%
125	New Teacher Orientation	-	0.00%
126	Extended Contracts	-	0.00%
127	Master Teacher	-	0.00%
	Re-employed Retired Teacher - Exempt from the		
128	Earnings Cap	-	0.00%
129_1	Above the Scale Salary (SBA)	-	0.00%
129_2	Above the Scale Salary (Other than SBA)	-	0.00%
131	Instructional Support I - Regular Teacher Pay Scale	-	0.00%
132	Instructional Support II - Advanced Pay Scale	-	0.00%
133	Psychologists	-	0.00%
135	Instructional Facilitators	-	0.00%
141	Teacher Assistant - Other	-	0.00%
142	Teacher Assistant - NCLB	-	0.00%
143	Tutor (Within the instructional day)	-	0.00%
144	Interpreter, Brailist, Translator, Education Interpreter	-	0.00%
145	Therapist	-	0.00%
146	School-Based Specialist	-	0.00%
147	Monitor	-	0.00%
148	Non-Certified Instructor	-	0.00%
149	School Resource Officer	-	0.00%
151	Office Support	-	0.00%
152	Technician	-	0.00%
153	Administrative Specialist (Central Support)	-	0.00%
162	Substitute Teacher - Regular Teacher Absence	-	0.00%
163	Substitute Teacher - Staff Development Absence	-	0.00%
164	Substitute Teacher - Full-Time Non-Certified	-	0.00%
165	Substitute - Non-Teaching	-	0.00%
	Teacher Assistant Salary When Substituting (Staff		
166	Development Absence)	-	0.00%
	Teacher Assistant Salary When Substituting (Regular		
167	Teacher Absence)	-	0.00%
171	Driver	-	0.00%
172	Driver Overtime	-	0.00%
173	Custodian	-	0.00%
174	Cafeteria Workers	-	0.00%
175	Skilled Trades	-	0.00%
176	Manager	-	0.00%
177	Work Study Student	-	0.00%
178	Day Care/Before/After School Care Staff	-	0.00%
180	Bonus Pay (Not Subject to Retirement)	17,315	92.89%
181	Supplement/Supplementary Pay	-	0.00%
182	Employee Allowances Taxable	-	0.00%
183	Bonus Pay (Subject to Retirement)	-	0.00%
187	Salary Differential	-	0.00%
191	Curriculum Development Pay	-	0.00%
192	Additional Responsibility Stipend	-	0.00%
193	Mentor Pay Stipend	-	0.00%
194	State-Designated Stipend	-	0.00%
195	Planning Period Stipend	-	0.00%

Updated on: October 2, 2020

Printed: 10/7/2020

Page 1 of 3

LEA 111 - Asheville City Schools

PRC 046 - Third Grade Read to Achieve Teacher Bonus

Fiscal Year 2019-2020 District Expenditures by LEA and Object Code as of 6/30/2020

Object Category/Object Code Description	Annual Expenditures	%
Salary		
196 Staff Development Participant Pay	-	0.00%
197 Staff Development Instructor	-	0.00%
198 Tutorial Pay	-	0.00%
199 Overtime Pay	-	0.00%
Subtotal: \$	17,315	92.89%
Employee Benefits		
211 Employer's Social Security Cost- Regular	\$ 1,325	7.11%
221 Employer's Retirement Cost - Regular	-	0.00%
229 Other Retirement Cost	-	0.00%
231 Employer's Hospitalization Insurance	-	0.00%
232 Employer's Workers' Comp Insurance Cost	-	0.00%
233 Employer's Unemployment Insurance Cost	-	0.00%
234 Employer's Dental Insurance Cost	-	0.00%
235 Employer's Life Insurance Cost	-	0.00%
184 Longevity Pay	-	0.00%
185 Bonus Leave Payoff	-	0.00%
186 Short Term Disability Pay - Beyond Six Months	-	0.00%
188 Annual Leave Payoff	-	0.00%
189 Short Term Disability Pay – First Six Months	-	0.00%
Subtotal: \$	1,325	7.11%
Purchased Services		
311 Contracted Services	\$ -	0.00%
312 Workshop Expenses	-	0.00%
313 Advertising Cost	-	0.00%
314 Printing and Binding Fees	-	0.00%
315 Reproduction Costs	-	0.00%
316 Commercial Driver's License Medical Exam Expenses	-	0.00%
317 Psychological Contract Services	-	0.00%
318 Speech and Language Contracted Services	-	0.00%
319 Other Professional/Technical Contract Services	-	0.00%
321 Public Utilities - Electric Services	-	0.00%
322 Public Utilities - Natural Gas	-	0.00%
323 Public Utilities - Water/Sewer	-	0.00%
324 Waste Management	-	0.00%
325 Contracted Repairs and Maintenance – Land and Buildings	-	0.00%
326 Contracted Repairs and Maintenance - Equipment	-	0.00%
327 Rentals/Leases	-	0.00%
331 Pupil Transportation - Contracted	-	0.00%
332 Travel Reimbursement	-	0.00%
333 Field Trips	-	0.00%
341 Telephone	-	0.00%
342 Postage	-	0.00%
343 Telecommunications Services	-	0.00%
344 Mobile Communication Costs	-	0.00%
351 Tuition Reimbursements	-	0.00%
352 Employee Education Reimbursement	-	0.00%
353 Certification/Licensing Fees	-	0.00%
Subtotal: \$	-	0.00%
Supplies & Materials		
411 Supplies and Materials	\$ -	0.00%
412M State Textbooks (MFR Data Source)	-	0.00%
413 Other Textbooks	-	0.00%
413M Other Textbooks (MFR Data Source)	-	0.00%
414 Library Books (Regular and Replacement)	-	0.00%
415 Community College/University Textbooks	-	0.00%
418 Computer Software and Supplies	-	0.00%
421 Fuel for Facilities	-	0.00%
Repair Parts, Materials, and Related Labor, Grease, and		
422 Anti-Freeze	-	0.00%
423 Gas/Diesel Fuel	-	0.00%

Updated on: October 2, 2020

Printed: 10/7/2020

Page 2 of 3

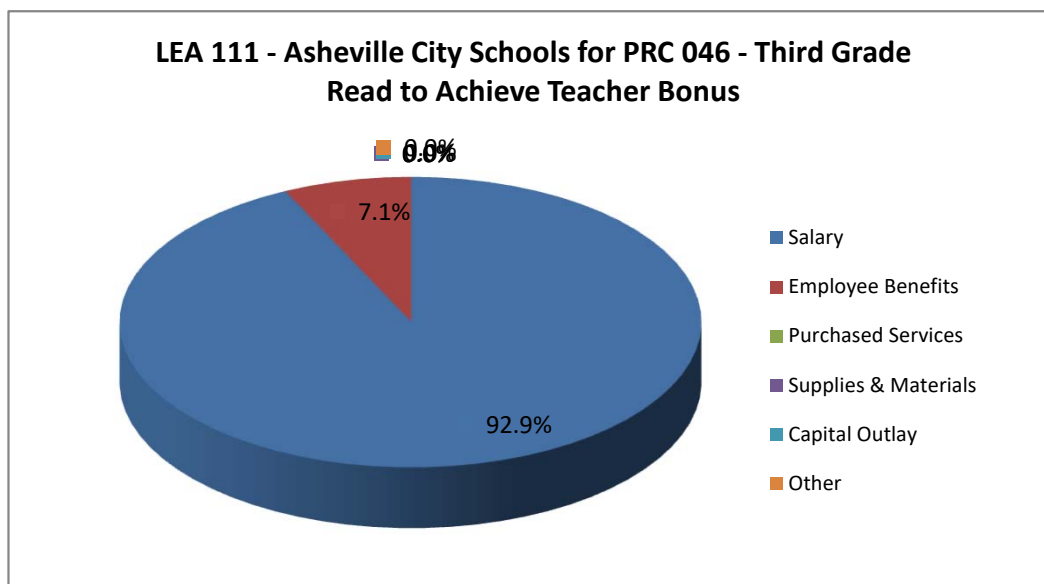
LEA 111 - Asheville City Schools

PRC 046 - Third Grade Read to Achieve Teacher Bonus

Fiscal Year 2019-2020 District Expenditures by LEA and Object Code as of 6/30/2020

Object Category/Object Code Description	Annual Expenditures	%
Salary		
424 Oil	-	0.00%
425 Tires and Tubes	-	0.00%
451 Food Purchase	-	0.00%
452 USDA Commodity Foods	-	0.00%
453 Food Processing Supplies	-	0.00%
459 Other Food Purchases	-	0.00%
461 Furniture and Equipment - Inventoried	-	0.00%
462 Computer Equipment - Inventoried	-	0.00%
471 Sales and Use Tax Expense	-	0.00%
472 Sales and Use Tax Refund	-	0.00%
Subtotal:	\$ -	0.00%
Capital Outlay		
522 General Contract	\$ -	0.00%
529 Miscellaneous Contracts and Other Charges	-	0.00%
532 Improvements to Existing Sites	-	0.00%
541 Purchase of Furniture & Equipment - Capitalized	-	0.00%
542 Purchase of Computer Hardware - Capitalized	-	0.00%
551 Purchase of Vehicles	-	0.00%
552 License and Title Fees	-	0.00%
Subtotal:	\$ -	0.00%
Other		
361 Membership Dues and Fees	\$ -	0.00%
363 Assessments/Penalties	-	0.00%
371 Liability Insurance	-	0.00%
372 Vehicle Liability Insurance	-	0.00%
373 Property Insurance	-	0.00%
378 Scholastic Accident Insurance	-	0.00%
379 Other Insurance and Judgments	-	0.00%
715 Transfers to Multiple Enterprise Fund	-	0.00%
Subtotal:	\$ -	0.00%
Grand Total:	\$ 18,640	100.00%

Note: 1) Objects Codes with "M" indicator (412M and 413M) signifies the amounts sourced from MFR report
2) CRF Funds in PRC's 12x are not included in this report



LEA 111 - Asheville City Schools

PRC 048 - Principal and Teacher Performance Bonuses

Fiscal Year 2019-2020 District Expenditures by LEA and Object Code as of 6/30/2020

Object Category/Object Code	Description	Annual Expenditures	%
Salary			
111	Superintendent	\$ -	0.00%
112	Associate and Deputy Superintendent	-	0.00%
113	Director and/or Supervisor	-	0.00%
114	Principal/Headmaster	-	0.00%
115	Finance Officer	-	0.00%
116	Assistant Principal (Non-teaching)	-	0.00%
117	Other Assistant Principal Assignment	-	0.00%
118	Assistant Superintendent	-	0.00%
121	Teacher	-	0.00%
122	Interim Teacher – (Paid at Non-certified Rate)	-	0.00%
123	JROTC Teacher	-	0.00%
124	Foreign Exchange (VIF)	-	0.00%
125	New Teacher Orientation	-	0.00%
126	Extended Contracts	-	0.00%
127	Master Teacher	-	0.00%
	Re-employed Retired Teacher - Exempt from the		
128	Earnings Cap	-	0.00%
129_1	Above the Scale Salary (SBA)	-	0.00%
129_2	Above the Scale Salary (Other than SBA)	-	0.00%
131	Instructional Support I - Regular Teacher Pay Scale	-	0.00%
132	Instructional Support II - Advanced Pay Scale	-	0.00%
133	Psychologists	-	0.00%
135	Instructional Facilitators	-	0.00%
141	Teacher Assistant - Other	-	0.00%
142	Teacher Assistant - NCLB	-	0.00%
143	Tutor (Within the instructional day)	-	0.00%
144	Interpreter, Brailist, Translator, Education Interpreter	-	0.00%
145	Therapist	-	0.00%
146	School-Based Specialist	-	0.00%
147	Monitor	-	0.00%
148	Non-Certified Instructor	-	0.00%
149	School Resource Officer	-	0.00%
151	Office Support	-	0.00%
152	Technician	-	0.00%
153	Administrative Specialist (Central Support)	-	0.00%
162	Substitute Teacher - Regular Teacher Absence	-	0.00%
163	Substitute Teacher - Staff Development Absence	-	0.00%
164	Substitute Teacher - Full-Time Non-Certified	-	0.00%
165	Substitute - Non-Teaching	-	0.00%
	Teacher Assistant Salary When Substituting (Staff		
166	Development Absence)	-	0.00%
	Teacher Assistant Salary When Substituting (Regular		
167	Teacher Absence)	-	0.00%
171	Driver	-	0.00%
172	Driver Overtime	-	0.00%
173	Custodian	-	0.00%
174	Cafeteria Workers	-	0.00%
175	Skilled Trades	-	0.00%
176	Manager	-	0.00%
177	Work Study Student	-	0.00%
178	Day Care/Before/After School Care Staff	-	0.00%
180	Bonus Pay (Not Subject to Retirement)	103,375	92.89%
181	Supplement/Supplementary Pay	-	0.00%
182	Employee Allowances Taxable	-	0.00%
183	Bonus Pay (Subject to Retirement)	-	0.00%
187	Salary Differential	-	0.00%
191	Curriculum Development Pay	-	0.00%
192	Additional Responsibility Stipend	-	0.00%
193	Mentor Pay Stipend	-	0.00%
194	State-Designated Stipend	-	0.00%
195	Planning Period Stipend	-	0.00%

Updated on: October 2, 2020

Printed: 10/7/2020

Page 1 of 3

LEA 111 - Asheville City Schools

PRC 048 - Principal and Teacher Performance Bonuses

Fiscal Year 2019-2020 District Expenditures by LEA and Object Code as of 6/30/2020

Object Category/Object Code Description	Annual Expenditures	%
Salary		
196 Staff Development Participant Pay	-	0.00%
197 Staff Development Instructor	-	0.00%
198 Tutorial Pay	-	0.00%
199 Overtime Pay	-	0.00%
Subtotal: \$	103,375	92.89%
Employee Benefits		
211 Employer's Social Security Cost- Regular	\$ 7,908	7.11%
221 Employer's Retirement Cost - Regular	-	0.00%
229 Other Retirement Cost	-	0.00%
231 Employer's Hospitalization Insurance	-	0.00%
232 Employer's Workers' Comp Insurance Cost	-	0.00%
233 Employer's Unemployment Insurance Cost	-	0.00%
234 Employer's Dental Insurance Cost	-	0.00%
235 Employer's Life Insurance Cost	-	0.00%
184 Longevity Pay	-	0.00%
185 Bonus Leave Payoff	-	0.00%
186 Short Term Disability Pay - Beyond Six Months	-	0.00%
188 Annual Leave Payoff	-	0.00%
189 Short Term Disability Pay – First Six Months	-	0.00%
Subtotal: \$	7,908	7.11%
Purchased Services		
311 Contracted Services	\$ -	0.00%
312 Workshop Expenses	-	0.00%
313 Advertising Cost	-	0.00%
314 Printing and Binding Fees	-	0.00%
315 Reproduction Costs	-	0.00%
316 Commercial Driver's License Medical Exam Expenses	-	0.00%
317 Psychological Contract Services	-	0.00%
318 Speech and Language Contracted Services	-	0.00%
319 Other Professional/Technical Contract Services	-	0.00%
321 Public Utilities - Electric Services	-	0.00%
322 Public Utilities - Natural Gas	-	0.00%
323 Public Utilities - Water/Sewer	-	0.00%
324 Waste Management	-	0.00%
Contracted Repairs and Maintenance – Land and Buildings	-	0.00%
325 Buildings	-	0.00%
326 Contracted Repairs and Maintenance - Equipment	-	0.00%
327 Rentals/Leases	-	0.00%
331 Pupil Transportation - Contracted	-	0.00%
332 Travel Reimbursement	-	0.00%
333 Field Trips	-	0.00%
341 Telephone	-	0.00%
342 Postage	-	0.00%
343 Telecommunications Services	-	0.00%
344 Mobile Communication Costs	-	0.00%
351 Tuition Reimbursements	-	0.00%
352 Employee Education Reimbursement	-	0.00%
353 Certification/Licensing Fees	-	0.00%
Subtotal: \$	-	0.00%
Supplies & Materials		
411 Supplies and Materials	\$ -	0.00%
412M State Textbooks (MFR Data Source)	-	0.00%
413 Other Textbooks	-	0.00%
413M Other Textbooks (MFR Data Source)	-	0.00%
414 Library Books (Regular and Replacement)	-	0.00%
415 Community College/University Textbooks	-	0.00%
418 Computer Software and Supplies	-	0.00%
421 Fuel for Facilities	-	0.00%
Repair Parts, Materials, and Related Labor, Grease, and		
422 Anti-Freeze	-	0.00%
423 Gas/Diesel Fuel	-	0.00%

Updated on: October 2, 2020

Printed: 10/7/2020

Page 2 of 3

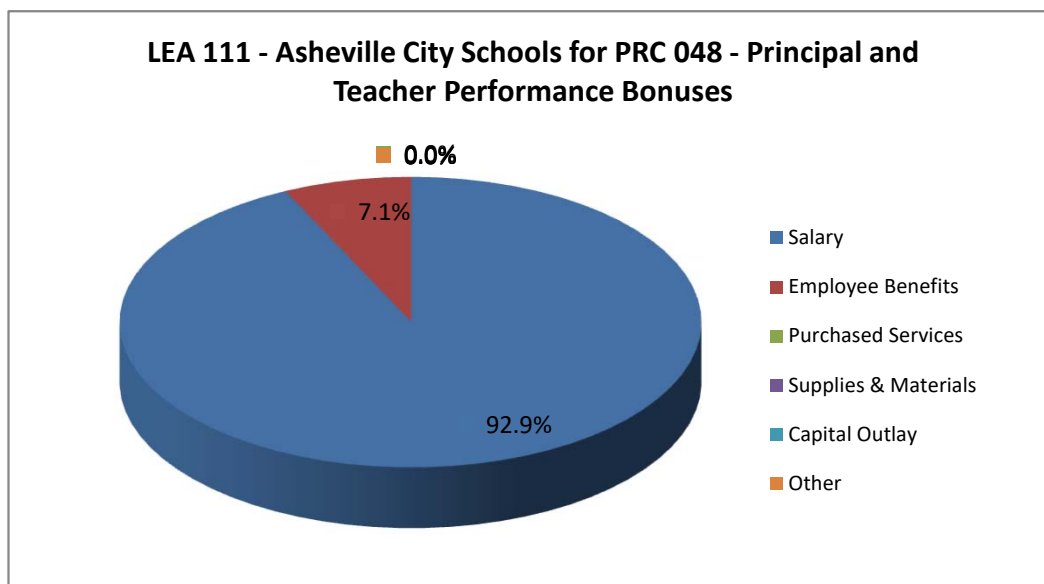
LEA 111 - Asheville City Schools

PRC 048 - Principal and Teacher Performance Bonuses

Fiscal Year 2019-2020 District Expenditures by LEA and Object Code as of 6/30/2020

Object Category/Object Code Description	Annual Expenditures	%
Salary		
424 Oil	-	0.00%
425 Tires and Tubes	-	0.00%
451 Food Purchase	-	0.00%
452 USDA Commodity Foods	-	0.00%
453 Food Processing Supplies	-	0.00%
459 Other Food Purchases	-	0.00%
461 Furniture and Equipment - Inventoried	-	0.00%
462 Computer Equipment - Inventoried	-	0.00%
471 Sales and Use Tax Expense	-	0.00%
472 Sales and Use Tax Refund	-	0.00%
Subtotal:	\$ -	0.00%
Capital Outlay		
522 General Contract	\$ -	0.00%
529 Miscellaneous Contracts and Other Charges	-	0.00%
532 Improvements to Existing Sites	-	0.00%
541 Purchase of Furniture & Equipment - Capitalized	-	0.00%
542 Purchase of Computer Hardware - Capitalized	-	0.00%
551 Purchase of Vehicles	-	0.00%
552 License and Title Fees	-	0.00%
Subtotal:	\$ -	0.00%
Other		
361 Membership Dues and Fees	\$ -	0.00%
363 Assessments/Penalties	-	0.00%
371 Liability Insurance	-	0.00%
372 Vehicle Liability Insurance	-	0.00%
373 Property Insurance	-	0.00%
378 Scholastic Accident Insurance	-	0.00%
379 Other Insurance and Judgments	-	0.00%
715 Transfers to Multiple Enterprise Fund	-	0.00%
Subtotal:	\$ -	0.00%
Grand Total:	\$ 111,283	100.00%

Note: 1) Objects Codes with "M" indicator (412M and 413M) signifies the amounts sourced from MFR report
 2) CRF Funds in PRC's 12x are not included in this report



LEA 111 - Asheville City Schools

PRC 054 - Limited English Proficiency

Fiscal Year 2019-2020 District Expenditures by LEA and Object Code as of 6/30/2020

Object Category/Object Code Description	Annual Expenditures	%
Salary		
111 Superintendent	\$ -	0.00%
112 Associate and Deputy Superintendent	-	0.00%
113 Director and/or Supervisor	-	0.00%
114 Principal/Headmaster	-	0.00%
115 Finance Officer	-	0.00%
116 Assistant Principal (Non-teaching)	-	0.00%
117 Other Assistant Principal Assignment	-	0.00%
118 Assistant Superintendent	-	0.00%
121 Teacher	51,637	71.64%
122 Interim Teacher – (Paid at Non-certified Rate)	-	0.00%
123 JROTC Teacher	-	0.00%
124 Foreign Exchange (VIF)	-	0.00%
125 New Teacher Orientation	-	0.00%
126 Extended Contracts	-	0.00%
127 Master Teacher	-	0.00%
Re-employed Retired Teacher - Exempt from the		
128 Earnings Cap	-	0.00%
129_1 Above the Scale Salary (SBA)	-	0.00%
129_2 Above the Scale Salary (Other than SBA)	-	0.00%
131 Instructional Support I - Regular Teacher Pay Scale	-	0.00%
132 Instructional Support II - Advanced Pay Scale	-	0.00%
133 Psychologists	-	0.00%
135 Instructional Facilitators	-	0.00%
141 Teacher Assistant - Other	-	0.00%
142 Teacher Assistant - NCLB	-	0.00%
143 Tutor (Within the instructional day)	-	0.00%
144 Interpreter, Brailist, Translator, Education Interpreter	-	0.00%
145 Therapist	-	0.00%
146 School-Based Specialist	-	0.00%
147 Monitor	-	0.00%
148 Non-Certified Instructor	-	0.00%
149 School Resource Officer	-	0.00%
151 Office Support	-	0.00%
152 Technician	-	0.00%
153 Administrative Specialist (Central Support)	-	0.00%
162 Substitute Teacher - Regular Teacher Absence	148	0.21%
163 Substitute Teacher - Staff Development Absence	-	0.00%
164 Substitute Teacher - Full-Time Non-Certified	-	0.00%
165 Substitute - Non-Teaching	-	0.00%
Teacher Assistant Salary When Substituting (Staff		
166 Development Absence)	-	0.00%
Teacher Assistant Salary When Substituting (Regular		
167 Teacher Absence)	-	0.00%
171 Driver	-	0.00%
172 Driver Overtime	-	0.00%
173 Custodian	-	0.00%
174 Cafeteria Workers	-	0.00%
175 Skilled Trades	-	0.00%
176 Manager	-	0.00%
177 Work Study Student	-	0.00%
178 Day Care/Before/After School Care Staff	-	0.00%
180 Bonus Pay (Not Subject to Retirement)	-	0.00%
181 Supplement/Supplementary Pay	-	0.00%
182 Employee Allowances Taxable	-	0.00%
183 Bonus Pay (Subject to Retirement)	-	0.00%
187 Salary Differential	-	0.00%
191 Curriculum Development Pay	-	0.00%
192 Additional Responsibility Stipend	-	0.00%
193 Mentor Pay Stipend	-	0.00%
194 State-Designated Stipend	-	0.00%
195 Planning Period Stipend	-	0.00%

Updated on: October 2, 2020

Printed: 10/7/2020

Page 1 of 3

LEA 111 - Asheville City Schools

PRC 054 - Limited English Proficiency

Fiscal Year 2019-2020 District Expenditures by LEA and Object Code as of 6/30/2020

Object Category/Object Code Description	Annual Expenditures	%
Salary		
196 Staff Development Participant Pay	-	0.00%
197 Staff Development Instructor	-	0.00%
198 Tutorial Pay	-	0.00%
199 Overtime Pay	-	0.00%
Subtotal: \$	51,786	71.84%
Employee Benefits		
211 Employer's Social Security Cost- Regular	\$ 3,616	5.02%
221 Employer's Retirement Cost - Regular	10,173	14.11%
229 Other Retirement Cost	-	0.00%
231 Employer's Hospitalization Insurance	6,508	9.03%
232 Employer's Workers' Comp Insurance Cost	-	0.00%
233 Employer's Unemployment Insurance Cost	-	0.00%
234 Employer's Dental Insurance Cost	-	0.00%
235 Employer's Life Insurance Cost	-	0.00%
184 Longevity Pay	-	0.00%
185 Bonus Leave Payoff	-	0.00%
186 Short Term Disability Pay - Beyond Six Months	-	0.00%
188 Annual Leave Payoff	-	0.00%
189 Short Term Disability Pay – First Six Months	-	0.00%
Subtotal: \$	20,297	28.16%
Purchased Services		
311 Contracted Services	\$ -	0.00%
312 Workshop Expenses	-	0.00%
313 Advertising Cost	-	0.00%
314 Printing and Binding Fees	-	0.00%
315 Reproduction Costs	-	0.00%
316 Commercial Driver's License Medical Exam Expenses	-	0.00%
317 Psychological Contract Services	-	0.00%
318 Speech and Language Contracted Services	-	0.00%
319 Other Professional/Technical Contract Services	-	0.00%
321 Public Utilities - Electric Services	-	0.00%
322 Public Utilities - Natural Gas	-	0.00%
323 Public Utilities - Water/Sewer	-	0.00%
324 Waste Management	-	0.00%
Contracted Repairs and Maintenance – Land and Buildings	-	0.00%
325 Buildings	-	0.00%
326 Contracted Repairs and Maintenance - Equipment	-	0.00%
327 Rentals/Leases	-	0.00%
331 Pupil Transportation - Contracted	-	0.00%
332 Travel Reimbursement	-	0.00%
333 Field Trips	-	0.00%
341 Telephone	-	0.00%
342 Postage	-	0.00%
343 Telecommunications Services	-	0.00%
344 Mobile Communication Costs	-	0.00%
351 Tuition Reimbursements	-	0.00%
352 Employee Education Reimbursement	-	0.00%
353 Certification/Licensing Fees	-	0.00%
Subtotal: \$	-	0.00%
Supplies & Materials		
411 Supplies and Materials	\$ -	0.00%
412M State Textbooks (MFR Data Source)	-	0.00%
413 Other Textbooks	-	0.00%
413M Other Textbooks (MFR Data Source)	-	0.00%
414 Library Books (Regular and Replacement)	-	0.00%
415 Community College/University Textbooks	-	0.00%
418 Computer Software and Supplies	-	0.00%
421 Fuel for Facilities	-	0.00%
Repair Parts, Materials, and Related Labor, Grease, and		
422 Anti-Freeze	-	0.00%
423 Gas/Diesel Fuel	-	0.00%

Updated on: October 2, 2020

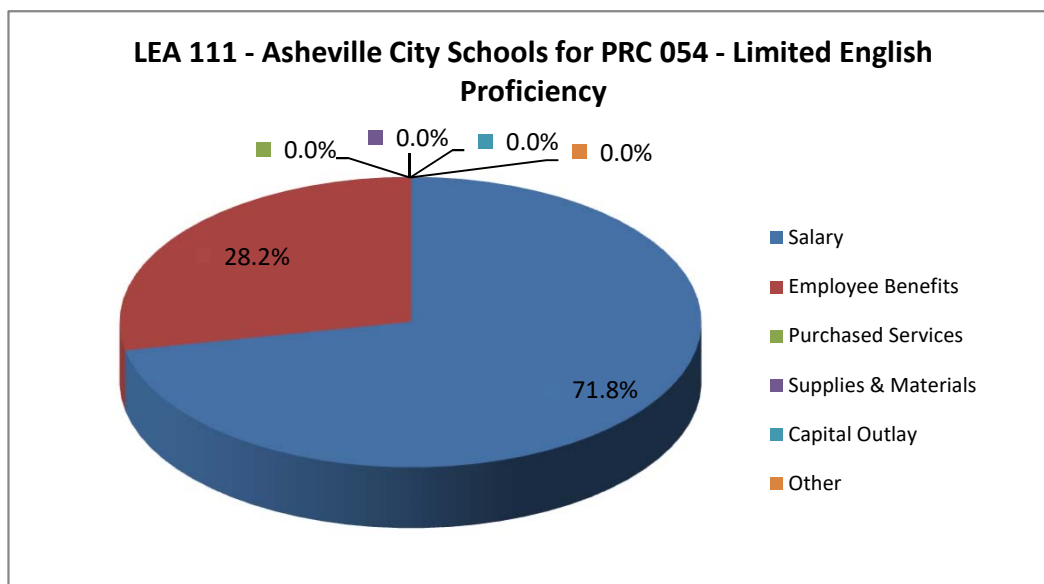
Printed: 10/7/2020

Page 2 of 3

LEA 111 - Asheville City Schools
PRC 054 - Limited English Proficiency
Fiscal Year 2019-2020 District Expenditures by LEA and Object Code as of 6/30/2020

Object Category/Object Code Description	Annual Expenditures	%
Salary		
424 Oil	-	0.00%
425 Tires and Tubes	-	0.00%
451 Food Purchase	-	0.00%
452 USDA Commodity Foods	-	0.00%
453 Food Processing Supplies	-	0.00%
459 Other Food Purchases	-	0.00%
461 Furniture and Equipment - Inventoried	-	0.00%
462 Computer Equipment - Inventoried	-	0.00%
471 Sales and Use Tax Expense	-	0.00%
472 Sales and Use Tax Refund	-	0.00%
Subtotal:	\$ -	0.00%
Capital Outlay		
522 General Contract	\$ -	0.00%
529 Miscellaneous Contracts and Other Charges	-	0.00%
532 Improvements to Existing Sites	-	0.00%
541 Purchase of Furniture & Equipment - Capitalized	-	0.00%
542 Purchase of Computer Hardware - Capitalized	-	0.00%
551 Purchase of Vehicles	-	0.00%
552 License and Title Fees	-	0.00%
Subtotal:	\$ -	0.00%
Other		
361 Membership Dues and Fees	\$ -	0.00%
363 Assessments/Penalties	-	0.00%
371 Liability Insurance	-	0.00%
372 Vehicle Liability Insurance	-	0.00%
373 Property Insurance	-	0.00%
378 Scholastic Accident Insurance	-	0.00%
379 Other Insurance and Judgments	-	0.00%
715 Transfers to Multiple Enterprise Fund	-	0.00%
Subtotal:	\$ -	0.00%
Grand Total:	\$ 72,082	100.00%

Note: 1) Objects Codes with "M" indicator (412M and 413M) signifies the amounts sourced from MFR report
2) CRF Funds in PRC's 12x are not included in this report



LEA 111 - Asheville City Schools

PRC 055 - Cooperative Innovative High Schools (CIHS)

Fiscal Year 2019-2020 District Expenditures by LEA and Object Code as of 6/30/2020

Object Category/Object Code Description	Annual Expenditures	%
Salary		
111 Superintendent	\$ -	0.00%
112 Associate and Deputy Superintendent	-	0.00%
113 Director and/or Supervisor	-	0.00%
114 Principal/Headmaster	-	0.00%
115 Finance Officer	-	0.00%
116 Assistant Principal (Non-teaching)	-	0.00%
117 Other Assistant Principal Assignment	-	0.00%
118 Assistant Superintendent	-	0.00%
121 Teacher	-	0.00%
122 Interim Teacher – (Paid at Non-certified Rate)	-	0.00%
123 JROTC Teacher	-	0.00%
124 Foreign Exchange (VIF)	-	0.00%
125 New Teacher Orientation	-	0.00%
126 Extended Contracts	-	0.00%
127 Master Teacher	-	0.00%
Re-employed Retired Teacher - Exempt from the		
128 Earnings Cap	-	0.00%
129_1 Above the Scale Salary (SBA)	-	0.00%
129_2 Above the Scale Salary (Other than SBA)	-	0.00%
131 Instructional Support I - Regular Teacher Pay Scale	-	0.00%
132 Instructional Support II - Advanced Pay Scale	-	0.00%
133 Psychologists	-	0.00%
135 Instructional Facilitators	-	0.00%
141 Teacher Assistant - Other	-	0.00%
142 Teacher Assistant - NCLB	-	0.00%
143 Tutor (Within the instructional day)	-	0.00%
144 Interpreter, Brailist, Translator, Education Interpreter	-	0.00%
145 Therapist	-	0.00%
146 School-Based Specialist	-	0.00%
147 Monitor	-	0.00%
148 Non-Certified Instructor	-	0.00%
149 School Resource Officer	-	0.00%
151 Office Support	-	0.00%
152 Technician	-	0.00%
153 Administrative Specialist (Central Support)	-	0.00%
162 Substitute Teacher - Regular Teacher Absence	-	0.00%
163 Substitute Teacher - Staff Development Absence	-	0.00%
164 Substitute Teacher - Full-Time Non-Certified	-	0.00%
165 Substitute - Non-Teaching	-	0.00%
Teacher Assistant Salary When Substituting (Staff		
166 Development Absence)	-	0.00%
Teacher Assistant Salary When Substituting (Regular		
167 Teacher Absence)	-	0.00%
171 Driver	-	0.00%
172 Driver Overtime	-	0.00%
173 Custodian	-	0.00%
174 Cafeteria Workers	-	0.00%
175 Skilled Trades	-	0.00%
176 Manager	-	0.00%
177 Work Study Student	-	0.00%
178 Day Care/Before/After School Care Staff	-	0.00%
180 Bonus Pay (Not Subject to Retirement)	-	0.00%
181 Supplement/Supplementary Pay	-	0.00%
182 Employee Allowances Taxable	-	0.00%
183 Bonus Pay (Subject to Retirement)	-	0.00%
187 Salary Differential	-	0.00%
191 Curriculum Development Pay	-	0.00%
192 Additional Responsibility Stipend	-	0.00%
193 Mentor Pay Stipend	-	0.00%
194 State-Designated Stipend	-	0.00%
195 Planning Period Stipend	-	0.00%

Updated on: October 2, 2020

Printed: 10/7/2020

Page 1 of 3

LEA 111 - Asheville City Schools

PRC 055 - Cooperative Innovative High Schools (CIHS)

Fiscal Year 2019-2020 District Expenditures by LEA and Object Code as of 6/30/2020

Object Category/Object Code Description	Annual Expenditures	%
Salary		
196 Staff Development Participant Pay	-	0.00%
197 Staff Development Instructor	-	0.00%
198 Tutorial Pay	-	0.00%
199 Overtime Pay	-	0.00%
Subtotal: \$	-	0.00%
Employee Benefits		
211 Employer's Social Security Cost- Regular	\$ -	0.00%
221 Employer's Retirement Cost - Regular	-	0.00%
229 Other Retirement Cost	-	0.00%
231 Employer's Hospitalization Insurance	-	0.00%
232 Employer's Workers' Comp Insurance Cost	-	0.00%
233 Employer's Unemployment Insurance Cost	-	0.00%
234 Employer's Dental Insurance Cost	-	0.00%
235 Employer's Life Insurance Cost	-	0.00%
184 Longevity Pay	-	0.00%
185 Bonus Leave Payoff	-	0.00%
186 Short Term Disability Pay - Beyond Six Months	-	0.00%
188 Annual Leave Payoff	-	0.00%
189 Short Term Disability Pay – First Six Months	-	0.00%
Subtotal: \$	-	0.00%
Purchased Services		
311 Contracted Services	\$ -	0.00%
312 Workshop Expenses	-	0.00%
313 Advertising Cost	-	0.00%
314 Printing and Binding Fees	-	0.00%
315 Reproduction Costs	-	0.00%
316 Commercial Driver's License Medical Exam Expenses	-	0.00%
317 Psychological Contract Services	-	0.00%
318 Speech and Language Contracted Services	-	0.00%
319 Other Professional/Technical Contract Services	-	0.00%
321 Public Utilities - Electric Services	-	0.00%
322 Public Utilities - Natural Gas	-	0.00%
323 Public Utilities - Water/Sewer	-	0.00%
324 Waste Management	-	0.00%
325 Contracted Repairs and Maintenance – Land and Buildings	-	0.00%
326 Contracted Repairs and Maintenance - Equipment	-	0.00%
327 Rentals/Leases	-	0.00%
331 Pupil Transportation - Contracted	-	0.00%
332 Travel Reimbursement	-	0.00%
333 Field Trips	-	0.00%
341 Telephone	-	0.00%
342 Postage	-	0.00%
343 Telecommunications Services	-	0.00%
344 Mobile Communication Costs	-	0.00%
351 Tuition Reimbursements	-	0.00%
352 Employee Education Reimbursement	-	0.00%
353 Certification/Licensing Fees	-	0.00%
Subtotal: \$	-	0.00%
Supplies & Materials		
411 Supplies and Materials	\$ -	0.00%
412M State Textbooks (MFR Data Source)	-	0.00%
413 Other Textbooks	-	0.00%
413M Other Textbooks (MFR Data Source)	-	0.00%
414 Library Books (Regular and Replacement)	-	0.00%
415 Community College/University Textbooks	-	0.00%
418 Computer Software and Supplies	-	0.00%
421 Fuel for Facilities	-	0.00%
Repair Parts, Materials, and Related Labor, Grease, and		
422 Anti-Freeze	-	0.00%
423 Gas/Diesel Fuel	-	0.00%

Updated on: October 2, 2020

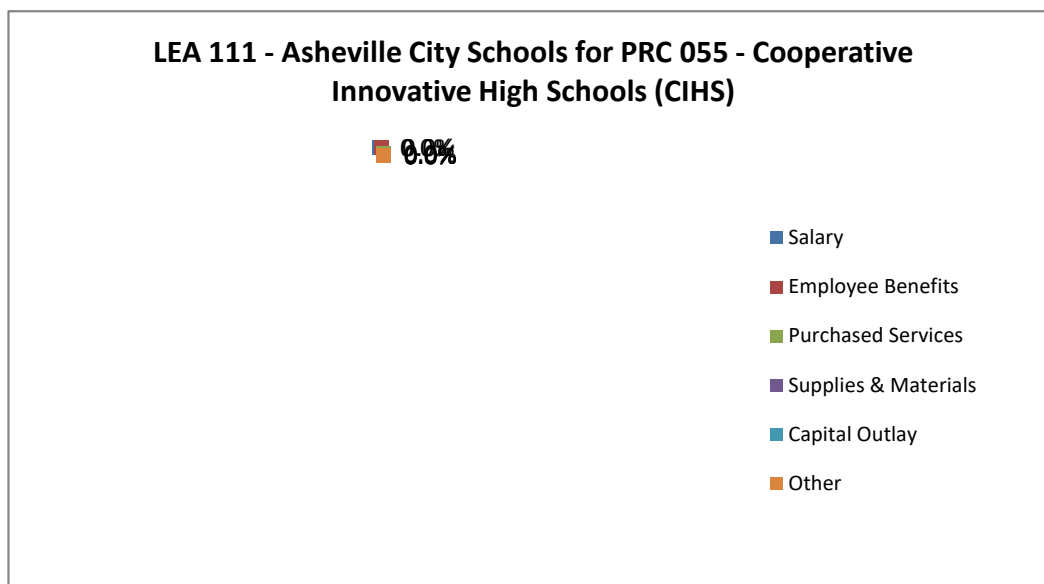
Printed: 10/7/2020

Page 2 of 3

LEA 111 - Asheville City Schools
PRC 055 - Cooperative Innovative High Schools (CIHS)
Fiscal Year 2019-2020 District Expenditures by LEA and Object Code as of 6/30/2020

Object Category/Object Code Description	Annual Expenditures	%
Salary		
424 Oil	-	0.00%
425 Tires and Tubes	-	0.00%
451 Food Purchase	-	0.00%
452 USDA Commodity Foods	-	0.00%
453 Food Processing Supplies	-	0.00%
459 Other Food Purchases	-	0.00%
461 Furniture and Equipment - Inventoried	-	0.00%
462 Computer Equipment - Inventoried	-	0.00%
471 Sales and Use Tax Expense	-	0.00%
472 Sales and Use Tax Refund	-	0.00%
Subtotal:	\$ -	0.00%
Capital Outlay		
522 General Contract	\$ -	0.00%
529 Miscellaneous Contracts and Other Charges	-	0.00%
532 Improvements to Existing Sites	-	0.00%
541 Purchase of Furniture & Equipment - Capitalized	-	0.00%
542 Purchase of Computer Hardware - Capitalized	-	0.00%
551 Purchase of Vehicles	-	0.00%
552 License and Title Fees	-	0.00%
Subtotal:	\$ -	0.00%
Other		
361 Membership Dues and Fees	\$ -	0.00%
363 Assessments/Penalties	-	0.00%
371 Liability Insurance	-	0.00%
372 Vehicle Liability Insurance	-	0.00%
373 Property Insurance	-	0.00%
378 Scholastic Accident Insurance	-	0.00%
379 Other Insurance and Judgments	-	0.00%
715 Transfers to Multiple Enterprise Fund	-	0.00%
Subtotal:	\$ -	0.00%
Grand Total:	\$ -	0.00%

Note: 1) Objects Codes with "M" indicator (412M and 413M) signifies the amounts sourced from MFR report
2) CRF Funds in PRC's 12x are not included in this report



LEA 111 - Asheville City Schools

PRC 056 - Transportation of Pupils

Fiscal Year 2019-2020 District Expenditures by LEA and Object Code as of 6/30/2020

Object Category/Object Code Description	Annual Expenditures	%
Salary		
111 Superintendent	\$ -	0.00%
112 Associate and Deputy Superintendent	-	0.00%
113 Director and/or Supervisor	-	0.00%
114 Principal/Headmaster	-	0.00%
115 Finance Officer	-	0.00%
116 Assistant Principal (Non-teaching)	-	0.00%
117 Other Assistant Principal Assignment	-	0.00%
118 Assistant Superintendent	-	0.00%
121 Teacher	-	0.00%
122 Interim Teacher – (Paid at Non-certified Rate)	-	0.00%
123 JROTC Teacher	-	0.00%
124 Foreign Exchange (VIF)	-	0.00%
125 New Teacher Orientation	-	0.00%
126 Extended Contracts	-	0.00%
127 Master Teacher	-	0.00%
Re-employed Retired Teacher - Exempt from the		
128 Earnings Cap	-	0.00%
129_1 Above the Scale Salary (SBA)	-	0.00%
129_2 Above the Scale Salary (Other than SBA)	-	0.00%
131 Instructional Support I - Regular Teacher Pay Scale	-	0.00%
132 Instructional Support II - Advanced Pay Scale	-	0.00%
133 Psychologists	-	0.00%
135 Instructional Facilitators	-	0.00%
141 Teacher Assistant - Other	-	0.00%
142 Teacher Assistant - NCLB	-	0.00%
143 Tutor (Within the instructional day)	-	0.00%
144 Interpreter, Brailist, Translator, Education Interpreter	-	0.00%
145 Therapist	-	0.00%
146 School-Based Specialist	-	0.00%
147 Monitor	-	0.00%
148 Non-Certified Instructor	-	0.00%
149 School Resource Officer	-	0.00%
151 Office Support	-	0.00%
152 Technician	-	0.00%
153 Administrative Specialist (Central Support)	-	0.00%
162 Substitute Teacher - Regular Teacher Absence	-	0.00%
163 Substitute Teacher - Staff Development Absence	-	0.00%
164 Substitute Teacher - Full-Time Non-Certified	-	0.00%
165 Substitute - Non-Teaching	-	0.00%
Teacher Assistant Salary When Substituting (Staff		
166 Development Absence)	-	0.00%
Teacher Assistant Salary When Substituting (Regular		
167 Teacher Absence)	-	0.00%
171 Driver	-	0.00%
172 Driver Overtime	-	0.00%
173 Custodian	-	0.00%
174 Cafeteria Workers	-	0.00%
175 Skilled Trades	133,542	34.39%
176 Manager	-	0.00%
177 Work Study Student	-	0.00%
178 Day Care/Before/After School Care Staff	-	0.00%
180 Bonus Pay (Not Subject to Retirement)	-	0.00%
181 Supplement/Supplementary Pay	-	0.00%
182 Employee Allowances Taxable	-	0.00%
183 Bonus Pay (Subject to Retirement)	-	0.00%
187 Salary Differential	-	0.00%
191 Curriculum Development Pay	-	0.00%
192 Additional Responsibility Stipend	-	0.00%
193 Mentor Pay Stipend	-	0.00%
194 State-Designated Stipend	-	0.00%
195 Planning Period Stipend	-	0.00%

Updated on: October 2, 2020

Printed: 10/7/2020

Page 1 of 3

LEA 111 - Asheville City Schools

PRC 056 - Transportation of Pupils

Fiscal Year 2019-2020 District Expenditures by LEA and Object Code as of 6/30/2020

Object Category/Object Code Description		Annual Expenditures	%
Salary			
196	Staff Development Participant Pay	-	0.00%
197	Staff Development Instructor	-	0.00%
198	Tutorial Pay	-	0.00%
199	Overtime Pay	-	0.00%
Subtotal: \$		133,542	34.39%
Employee Benefits			
211	Employer's Social Security Cost- Regular	\$ 9,091	2.34%
221	Employer's Retirement Cost - Regular	26,308	6.77%
229	Other Retirement Cost	-	0.00%
231	Employer's Hospitalization Insurance	15,134	3.90%
232	Employer's Workers' Comp Insurance Cost	-	0.00%
233	Employer's Unemployment Insurance Cost	-	0.00%
234	Employer's Dental Insurance Cost	-	0.00%
235	Employer's Life Insurance Cost	-	0.00%
184	Longevity Pay	-	0.00%
185	Bonus Leave Payoff	-	0.00%
186	Short Term Disability Pay - Beyond Six Months	-	0.00%
188	Annual Leave Payoff	-	0.00%
189	Short Term Disability Pay – First Six Months	-	0.00%
Subtotal: \$		50,533	13.01%
Purchased Services			
311	Contracted Services	\$ 30,465	7.84%
312	Workshop Expenses	680	0.17%
313	Advertising Cost	-	0.00%
314	Printing and Binding Fees	-	0.00%
315	Reproduction Costs	-	0.00%
316	Commercial Driver's License Medical Exam Expenses	2,475	0.64%
317	Psychological Contract Services	-	0.00%
318	Speech and Language Contracted Services	-	0.00%
319	Other Professional/Technical Contract Services	1,035	0.27%
321	Public Utilities - Electric Services	-	0.00%
322	Public Utilities - Natural Gas	-	0.00%
323	Public Utilities - Water/Sewer	-	0.00%
324	Waste Management	-	0.00%
325	Contracted Repairs and Maintenance – Land and Buildings	-	0.00%
326	Contracted Repairs and Maintenance - Equipment	27,138	6.99%
327	Rentals/Leases	-	0.00%
331	Pupil Transportation - Contracted	-	0.00%
332	Travel Reimbursement	413	0.11%
333	Field Trips	-	0.00%
341	Telephone	-	0.00%
342	Postage	-	0.00%
343	Telecommunications Services	1,392	0.36%
344	Mobile Communication Costs	4,560	1.17%
351	Tuition Reimbursements	-	0.00%
352	Employee Education Reimbursement	-	0.00%
353	Certification/Licensing Fees	-	0.00%
Subtotal: \$		68,157	17.55%
Supplies & Materials			
411	Supplies and Materials	\$ 2,959	0.76%
412M	State Textbooks (MFR Data Source)	-	0.00%
413	Other Textbooks	-	0.00%
413M	Other Textbooks (MFR Data Source)	-	0.00%
414	Library Books (Regular and Replacement)	-	0.00%
415	Community College/University Textbooks	-	0.00%
418	Computer Software and Supplies	-	0.00%
421	Fuel for Facilities	-	0.00%
	Repair Parts, Materials, and Related Labor, Grease, and		
422	Anti-Freeze	77,204	19.88%
423	Gas/Diesel Fuel	-	0.00%

Updated on: October 2, 2020

Printed: 10/7/2020

Page 2 of 3

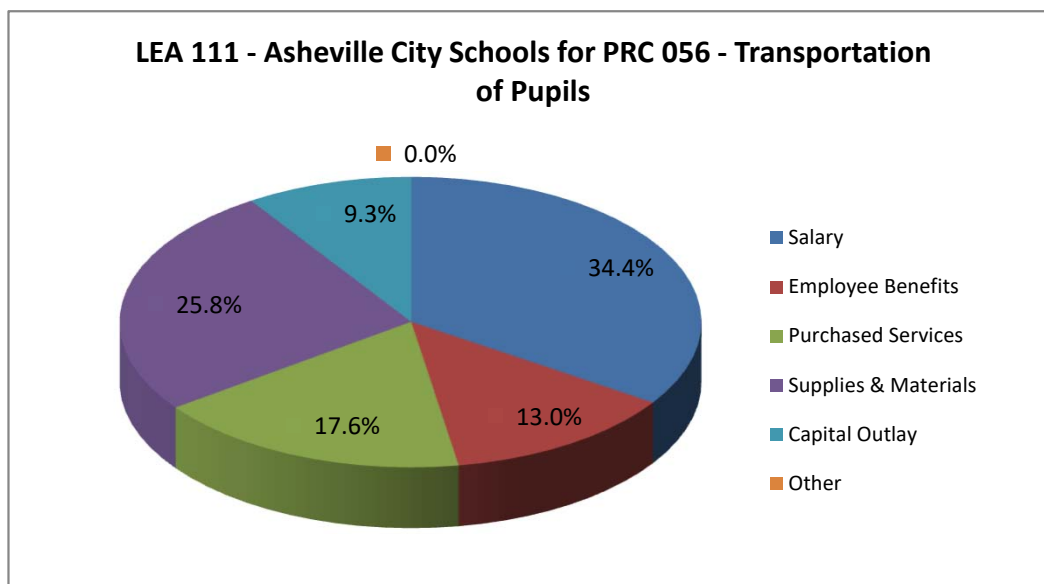
LEA 111 - Asheville City Schools

PRC 056 - Transportation of Pupils

Fiscal Year 2019-2020 District Expenditures by LEA and Object Code as of 6/30/2020

Object Category/Object Code Description	Annual Expenditures	%
Salary		
424 Oil	-	0.00%
425 Tires and Tubes	19,979	5.14%
451 Food Purchase	-	0.00%
452 USDA Commodity Foods	-	0.00%
453 Food Processing Supplies	-	0.00%
459 Other Food Purchases	-	0.00%
461 Furniture and Equipment - Inventoried	-	0.00%
462 Computer Equipment - Inventoried	-	0.00%
471 Sales and Use Tax Expense	-	0.00%
472 Sales and Use Tax Refund	-	0.00%
Subtotal:	\$ 100,143	25.79%
Capital Outlay		
522 General Contract	\$ -	0.00%
529 Miscellaneous Contracts and Other Charges	-	0.00%
532 Improvements to Existing Sites	-	0.00%
541 Purchase of Furniture & Equipment - Capitalized	35,983	9.27%
542 Purchase of Computer Hardware - Capitalized	-	0.00%
551 Purchase of Vehicles	-	0.00%
552 License and Title Fees	-	0.00%
Subtotal:	\$ 35,983	9.27%
Other		
361 Membership Dues and Fees	\$ -	0.00%
363 Assessments/Penalties	-	0.00%
371 Liability Insurance	-	0.00%
372 Vehicle Liability Insurance	-	0.00%
373 Property Insurance	-	0.00%
378 Scholastic Accident Insurance	-	0.00%
379 Other Insurance and Judgments	-	0.00%
715 Transfers to Multiple Enterprise Fund	-	0.00%
Subtotal:	\$ -	0.00%
Grand Total:	\$ 388,357	100.00%

Note: 1) Objects Codes with "M" indicator (412M and 413M) signifies the amounts sourced from MFR report
2) CRF Funds in PRC's 12x are not included in this report



LEA 111 - Asheville City Schools

PRC 061 - Classroom Materials/Instructional Supplies/Equipment

Fiscal Year 2019-2020 District Expenditures by LEA and Object Code as of 6/30/2020

Object Category/Object Code	Description	Annual Expenditures	%
Salary			
111	Superintendent	\$ -	0.00%
112	Associate and Deputy Superintendent	-	0.00%
113	Director and/or Supervisor	-	0.00%
114	Principal/Headmaster	-	0.00%
115	Finance Officer	-	0.00%
116	Assistant Principal (Non-teaching)	-	0.00%
117	Other Assistant Principal Assignment	-	0.00%
118	Assistant Superintendent	-	0.00%
121	Teacher	-	0.00%
122	Interim Teacher – (Paid at Non-certified Rate)	-	0.00%
123	JROTC Teacher	-	0.00%
124	Foreign Exchange (VIF)	-	0.00%
125	New Teacher Orientation	-	0.00%
126	Extended Contracts	-	0.00%
127	Master Teacher	-	0.00%
	Re-employed Retired Teacher - Exempt from the		
128	Earnings Cap	-	0.00%
129_1	Above the Scale Salary (SBA)	-	0.00%
129_2	Above the Scale Salary (Other than SBA)	-	0.00%
131	Instructional Support I - Regular Teacher Pay Scale	-	0.00%
132	Instructional Support II - Advanced Pay Scale	-	0.00%
133	Psychologists	-	0.00%
135	Instructional Facilitators	-	0.00%
141	Teacher Assistant - Other	-	0.00%
142	Teacher Assistant - NCLB	-	0.00%
143	Tutor (Within the instructional day)	-	0.00%
144	Interpreter, Brailist, Translator, Education Interpreter	-	0.00%
145	Therapist	-	0.00%
146	School-Based Specialist	-	0.00%
147	Monitor	-	0.00%
148	Non-Certified Instructor	-	0.00%
149	School Resource Officer	-	0.00%
151	Office Support	-	0.00%
152	Technician	-	0.00%
153	Administrative Specialist (Central Support)	-	0.00%
162	Substitute Teacher - Regular Teacher Absence	-	0.00%
163	Substitute Teacher - Staff Development Absence	-	0.00%
164	Substitute Teacher - Full-Time Non-Certified	-	0.00%
165	Substitute - Non-Teaching	-	0.00%
	Teacher Assistant Salary When Substituting (Staff		
166	Development Absence)	-	0.00%
	Teacher Assistant Salary When Substituting (Regular		
167	Teacher Absence)	-	0.00%
171	Driver	-	0.00%
172	Driver Overtime	-	0.00%
173	Custodian	-	0.00%
174	Cafeteria Workers	-	0.00%
175	Skilled Trades	-	0.00%
176	Manager	-	0.00%
177	Work Study Student	-	0.00%
178	Day Care/Before/After School Care Staff	-	0.00%
180	Bonus Pay (Not Subject to Retirement)	-	0.00%
181	Supplement/Supplementary Pay	-	0.00%
182	Employee Allowances Taxable	-	0.00%
183	Bonus Pay (Subject to Retirement)	-	0.00%
187	Salary Differential	-	0.00%
191	Curriculum Development Pay	-	0.00%
192	Additional Responsibility Stipend	-	0.00%
193	Mentor Pay Stipend	-	0.00%
194	State-Designated Stipend	-	0.00%
195	Planning Period Stipend	-	0.00%

Updated on: October 2, 2020

Printed: 10/7/2020

Page 1 of 3

LEA 111 - Asheville City Schools

PRC 061 - Classroom Materials/Instructional Supplies/Equipment

Fiscal Year 2019-2020 District Expenditures by LEA and Object Code as of 6/30/2020

Object Category/Object Code Description	Annual Expenditures	%
Salary		
196 Staff Development Participant Pay	-	0.00%
197 Staff Development Instructor	-	0.00%
198 Tutorial Pay	-	0.00%
199 Overtime Pay	-	0.00%
Subtotal: \$	-	0.00%
Employee Benefits		
211 Employer's Social Security Cost- Regular	\$ -	0.00%
221 Employer's Retirement Cost - Regular	-	0.00%
229 Other Retirement Cost	-	0.00%
231 Employer's Hospitalization Insurance	-	0.00%
232 Employer's Workers' Comp Insurance Cost	-	0.00%
233 Employer's Unemployment Insurance Cost	-	0.00%
234 Employer's Dental Insurance Cost	-	0.00%
235 Employer's Life Insurance Cost	-	0.00%
184 Longevity Pay	-	0.00%
185 Bonus Leave Payoff	-	0.00%
186 Short Term Disability Pay - Beyond Six Months	-	0.00%
188 Annual Leave Payoff	-	0.00%
189 Short Term Disability Pay – First Six Months	-	0.00%
Subtotal: \$	-	0.00%
Purchased Services		
311 Contracted Services	\$ 1,284	0.97%
312 Workshop Expenses	-	0.00%
313 Advertising Cost	-	0.00%
314 Printing and Binding Fees	-	0.00%
315 Reproduction Costs	-	0.00%
316 Commercial Driver's License Medical Exam Expenses	-	0.00%
317 Psychological Contract Services	-	0.00%
318 Speech and Language Contracted Services	-	0.00%
319 Other Professional/Technical Contract Services	-	0.00%
321 Public Utilities - Electric Services	-	0.00%
322 Public Utilities - Natural Gas	-	0.00%
323 Public Utilities - Water/Sewer	-	0.00%
324 Waste Management	-	0.00%
Contracted Repairs and Maintenance – Land and Buildings	-	0.00%
325 Buildings	-	0.00%
326 Contracted Repairs and Maintenance - Equipment	-	0.00%
327 Rentals/Leases	-	0.00%
331 Pupil Transportation - Contracted	-	0.00%
332 Travel Reimbursement	-	0.00%
333 Field Trips	-	0.00%
341 Telephone	-	0.00%
342 Postage	-	0.00%
343 Telecommunications Services	-	0.00%
344 Mobile Communication Costs	-	0.00%
351 Tuition Reimbursements	-	0.00%
352 Employee Education Reimbursement	-	0.00%
353 Certification/Licensing Fees	-	0.00%
Subtotal: \$	1,284	0.97%
Supplies & Materials		
411 Supplies and Materials	\$ 110,840	83.92%
412M State Textbooks (MFR Data Source)	-	0.00%
413 Other Textbooks	-	0.00%
413M Other Textbooks (MFR Data Source)	-	0.00%
414 Library Books (Regular and Replacement)	-	0.00%
415 Community College/University Textbooks	-	0.00%
418 Computer Software and Supplies	17,393	13.17%
421 Fuel for Facilities	-	0.00%
Repair Parts, Materials, and Related Labor, Grease, and		
422 Anti-Freeze	-	0.00%
423 Gas/Diesel Fuel	-	0.00%

Updated on: October 2, 2020

Printed: 10/7/2020

Page 2 of 3

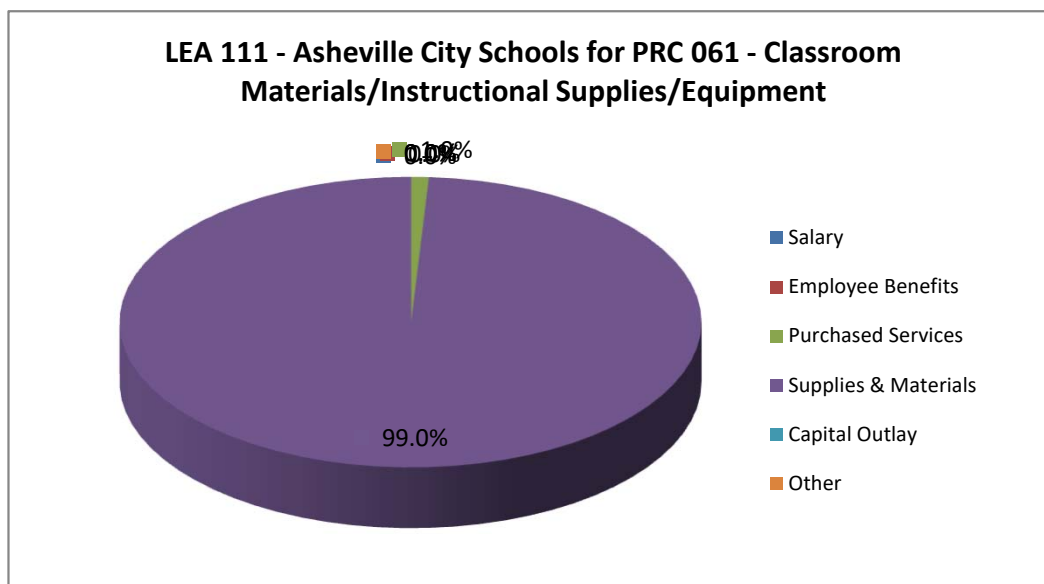
LEA 111 - Asheville City Schools

PRC 061 - Classroom Materials/Instructional Supplies/Equipment

Fiscal Year 2019-2020 District Expenditures by LEA and Object Code as of 6/30/2020

Object Category/Object Code Description	Annual Expenditures	%
Salary		
424 Oil	-	0.00%
425 Tires and Tubes	-	0.00%
451 Food Purchase	-	0.00%
452 USDA Commodity Foods	-	0.00%
453 Food Processing Supplies	-	0.00%
459 Other Food Purchases	-	0.00%
461 Furniture and Equipment - Inventoried	2,279	1.73%
462 Computer Equipment - Inventoried	288	0.22%
471 Sales and Use Tax Expense	-	0.00%
472 Sales and Use Tax Refund	-	0.00%
Subtotal:	\$ 130,800	99.03%
Capital Outlay		
522 General Contract	\$ -	0.00%
529 Miscellaneous Contracts and Other Charges	-	0.00%
532 Improvements to Existing Sites	-	0.00%
541 Purchase of Furniture & Equipment - Capitalized	-	0.00%
542 Purchase of Computer Hardware - Capitalized	-	0.00%
551 Purchase of Vehicles	-	0.00%
552 License and Title Fees	-	0.00%
Subtotal:	\$ -	0.00%
Other		
361 Membership Dues and Fees	\$ -	0.00%
363 Assessments/Penalties	-	0.00%
371 Liability Insurance	-	0.00%
372 Vehicle Liability Insurance	-	0.00%
373 Property Insurance	-	0.00%
378 Scholastic Accident Insurance	-	0.00%
379 Other Insurance and Judgments	-	0.00%
715 Transfers to Multiple Enterprise Fund	-	0.00%
Subtotal:	\$ -	0.00%
Grand Total:	\$ 132,084	100.00%

Note: 1) Objects Codes with "M" indicator (412M and 413M) signifies the amounts sourced from MFR report
 2) CRF Funds in PRC's 12x are not included in this report



LEA 111 - Asheville City Schools

PRC 063 - Children with Disabilities - Special Funds

Fiscal Year 2019-2020 District Expenditures by LEA and Object Code as of 6/30/2020

Object Category/Object Code	Description	Annual Expenditures	%
Salary			
111	Superintendent	\$ -	0.00%
112	Associate and Deputy Superintendent	-	0.00%
113	Director and/or Supervisor	-	0.00%
114	Principal/Headmaster	-	0.00%
115	Finance Officer	-	0.00%
116	Assistant Principal (Non-teaching)	-	0.00%
117	Other Assistant Principal Assignment	-	0.00%
118	Assistant Superintendent	-	0.00%
121	Teacher	-	0.00%
122	Interim Teacher – (Paid at Non-certified Rate)	-	0.00%
123	JROTC Teacher	-	0.00%
124	Foreign Exchange (VIF)	-	0.00%
125	New Teacher Orientation	-	0.00%
126	Extended Contracts	-	0.00%
127	Master Teacher	-	0.00%
	Re-employed Retired Teacher - Exempt from the		
128	Earnings Cap	-	0.00%
129_1	Above the Scale Salary (SBA)	-	0.00%
129_2	Above the Scale Salary (Other than SBA)	-	0.00%
131	Instructional Support I - Regular Teacher Pay Scale	-	0.00%
132	Instructional Support II - Advanced Pay Scale	-	0.00%
133	Psychologists	-	0.00%
135	Instructional Facilitators	-	0.00%
141	Teacher Assistant - Other	-	0.00%
142	Teacher Assistant - NCLB	-	0.00%
143	Tutor (Within the instructional day)	-	0.00%
144	Interpreter, Brailist, Translator, Education Interpreter	-	0.00%
145	Therapist	-	0.00%
146	School-Based Specialist	-	0.00%
147	Monitor	-	0.00%
148	Non-Certified Instructor	-	0.00%
149	School Resource Officer	-	0.00%
151	Office Support	-	0.00%
152	Technician	-	0.00%
153	Administrative Specialist (Central Support)	-	0.00%
162	Substitute Teacher - Regular Teacher Absence	-	0.00%
163	Substitute Teacher - Staff Development Absence	-	0.00%
164	Substitute Teacher - Full-Time Non-Certified	-	0.00%
165	Substitute - Non-Teaching	-	0.00%
	Teacher Assistant Salary When Substituting (Staff		
166	Development Absence)	-	0.00%
	Teacher Assistant Salary When Substituting (Regular		
167	Teacher Absence)	-	0.00%
171	Driver	-	0.00%
172	Driver Overtime	-	0.00%
173	Custodian	-	0.00%
174	Cafeteria Workers	-	0.00%
175	Skilled Trades	-	0.00%
176	Manager	-	0.00%
177	Work Study Student	-	0.00%
178	Day Care/Before/After School Care Staff	-	0.00%
180	Bonus Pay (Not Subject to Retirement)	-	0.00%
181	Supplement/Supplementary Pay	-	0.00%
182	Employee Allowances Taxable	-	0.00%
183	Bonus Pay (Subject to Retirement)	-	0.00%
187	Salary Differential	-	0.00%
191	Curriculum Development Pay	-	0.00%
192	Additional Responsibility Stipend	-	0.00%
193	Mentor Pay Stipend	-	0.00%
194	State-Designated Stipend	-	0.00%
195	Planning Period Stipend	-	0.00%

Updated on: October 2, 2020

Printed: 10/7/2020

Page 1 of 3

LEA 111 - Asheville City Schools

PRC 063 - Children with Disabilities - Special Funds

Fiscal Year 2019-2020 District Expenditures by LEA and Object Code as of 6/30/2020

Object Category/Object Code Description		Annual Expenditures	%
Salary			
196	Staff Development Participant Pay	-	0.00%
197	Staff Development Instructor	-	0.00%
198	Tutorial Pay	-	0.00%
199	Overtime Pay	-	0.00%
Subtotal:		\$ -	0.00%
Employee Benefits			
211	Employer's Social Security Cost- Regular	\$ -	0.00%
221	Employer's Retirement Cost - Regular	-	0.00%
229	Other Retirement Cost	-	0.00%
231	Employer's Hospitalization Insurance	-	0.00%
232	Employer's Workers' Comp Insurance Cost	-	0.00%
233	Employer's Unemployment Insurance Cost	-	0.00%
234	Employer's Dental Insurance Cost	-	0.00%
235	Employer's Life Insurance Cost	-	0.00%
184	Longevity Pay	-	0.00%
185	Bonus Leave Payoff	-	0.00%
186	Short Term Disability Pay - Beyond Six Months	-	0.00%
188	Annual Leave Payoff	-	0.00%
189	Short Term Disability Pay – First Six Months	-	0.00%
Subtotal:		\$ -	0.00%
Purchased Services			
311	Contracted Services	\$ 60,246	100.00%
312	Workshop Expenses	-	0.00%
313	Advertising Cost	-	0.00%
314	Printing and Binding Fees	-	0.00%
315	Reproduction Costs	-	0.00%
316	Commercial Driver's License Medical Exam Expenses	-	0.00%
317	Psychological Contract Services	-	0.00%
318	Speech and Language Contracted Services	-	0.00%
319	Other Professional/Technical Contract Services	-	0.00%
321	Public Utilities - Electric Services	-	0.00%
322	Public Utilities - Natural Gas	-	0.00%
323	Public Utilities - Water/Sewer	-	0.00%
324	Waste Management	-	0.00%
325	Contracted Repairs and Maintenance – Land and Buildings	-	0.00%
326	Contracted Repairs and Maintenance - Equipment	-	0.00%
327	Rentals/Leases	-	0.00%
331	Pupil Transportation - Contracted	-	0.00%
332	Travel Reimbursement	-	0.00%
333	Field Trips	-	0.00%
341	Telephone	-	0.00%
342	Postage	-	0.00%
343	Telecommunications Services	-	0.00%
344	Mobile Communication Costs	-	0.00%
351	Tuition Reimbursements	-	0.00%
352	Employee Education Reimbursement	-	0.00%
353	Certification/Licensing Fees	-	0.00%
Subtotal:		\$ 60,246	100.00%
Supplies & Materials			
411	Supplies and Materials	\$ -	0.00%
412M	State Textbooks (MFR Data Source)	-	0.00%
413	Other Textbooks	-	0.00%
413M	Other Textbooks (MFR Data Source)	-	0.00%
414	Library Books (Regular and Replacement)	-	0.00%
415	Community College/University Textbooks	-	0.00%
418	Computer Software and Supplies	-	0.00%
421	Fuel for Facilities	-	0.00%
422	Repair Parts, Materials, and Related Labor, Grease, and Anti-Freeze	-	0.00%
423	Gas/Diesel Fuel	-	0.00%

Updated on: October 2, 2020

Printed: 10/7/2020

Page 2 of 3

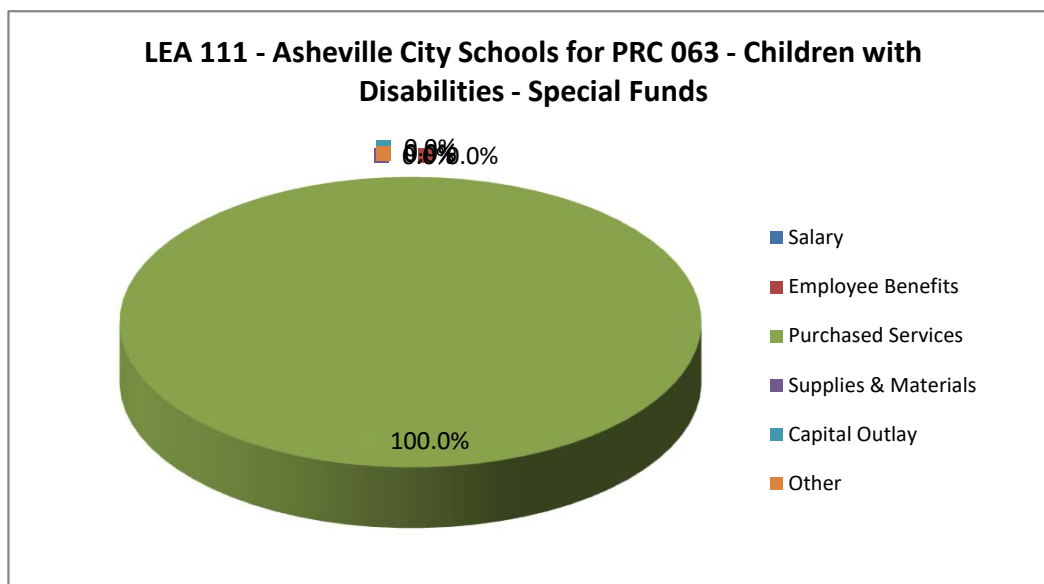
LEA 111 - Asheville City Schools

PRC 063 - Children with Disabilities - Special Funds

Fiscal Year 2019-2020 District Expenditures by LEA and Object Code as of 6/30/2020

Object Category/Object Code Description	Annual Expenditures	%
Salary		
424 Oil	-	0.00%
425 Tires and Tubes	-	0.00%
451 Food Purchase	-	0.00%
452 USDA Commodity Foods	-	0.00%
453 Food Processing Supplies	-	0.00%
459 Other Food Purchases	-	0.00%
461 Furniture and Equipment - Inventoried	-	0.00%
462 Computer Equipment - Inventoried	-	0.00%
471 Sales and Use Tax Expense	-	0.00%
472 Sales and Use Tax Refund	-	0.00%
Subtotal:	\$ -	0.00%
Capital Outlay		
522 General Contract	\$ -	0.00%
529 Miscellaneous Contracts and Other Charges	-	0.00%
532 Improvements to Existing Sites	-	0.00%
541 Purchase of Furniture & Equipment - Capitalized	-	0.00%
542 Purchase of Computer Hardware - Capitalized	-	0.00%
551 Purchase of Vehicles	-	0.00%
552 License and Title Fees	-	0.00%
Subtotal:	\$ -	0.00%
Other		
361 Membership Dues and Fees	\$ -	0.00%
363 Assessments/Penalties	-	0.00%
371 Liability Insurance	-	0.00%
372 Vehicle Liability Insurance	-	0.00%
373 Property Insurance	-	0.00%
378 Scholastic Accident Insurance	-	0.00%
379 Other Insurance and Judgments	-	0.00%
715 Transfers to Multiple Enterprise Fund	-	0.00%
Subtotal:	\$ -	0.00%
Grand Total:	\$ 60,246	100.00%

Note: 1) Objects Codes with "M" indicator (412M and 413M) signifies the amounts sourced from MFR report
2) CRF Funds in PRC's 12x are not included in this report



LEA 111 - Asheville City Schools

PRC 064 - CTE Grade Expansion Program

Fiscal Year 2019-2020 District Expenditures by LEA and Object Code as of 6/30/2020

Object Category/Object Code Description	Annual Expenditures	%
Salary		
111 Superintendent	\$ -	0.00%
112 Associate and Deputy Superintendent	-	0.00%
113 Director and/or Supervisor	-	0.00%
114 Principal/Headmaster	-	0.00%
115 Finance Officer	-	0.00%
116 Assistant Principal (Non-teaching)	-	0.00%
117 Other Assistant Principal Assignment	-	0.00%
118 Assistant Superintendent	-	0.00%
121 Teacher	-	0.00%
122 Interim Teacher – (Paid at Non-certified Rate)	-	0.00%
123 JROTC Teacher	-	0.00%
124 Foreign Exchange (VIF)	-	0.00%
125 New Teacher Orientation	-	0.00%
126 Extended Contracts	-	0.00%
127 Master Teacher	-	0.00%
Re-employed Retired Teacher - Exempt from the		
128 Earnings Cap	-	0.00%
129_1 Above the Scale Salary (SBA)	-	0.00%
129_2 Above the Scale Salary (Other than SBA)	-	0.00%
131 Instructional Support I - Regular Teacher Pay Scale	-	0.00%
132 Instructional Support II - Advanced Pay Scale	-	0.00%
133 Psychologists	-	0.00%
135 Instructional Facilitators	-	0.00%
141 Teacher Assistant - Other	-	0.00%
142 Teacher Assistant - NCLB	-	0.00%
143 Tutor (Within the instructional day)	-	0.00%
144 Interpreter, Brailist, Translator, Education Interpreter	-	0.00%
145 Therapist	-	0.00%
146 School-Based Specialist	-	0.00%
147 Monitor	-	0.00%
148 Non-Certified Instructor	-	0.00%
149 School Resource Officer	-	0.00%
151 Office Support	-	0.00%
152 Technician	-	0.00%
153 Administrative Specialist (Central Support)	-	0.00%
162 Substitute Teacher - Regular Teacher Absence	-	0.00%
163 Substitute Teacher - Staff Development Absence	-	0.00%
164 Substitute Teacher - Full-Time Non-Certified	-	0.00%
165 Substitute - Non-Teaching	-	0.00%
Teacher Assistant Salary When Substituting (Staff		
166 Development Absence)	-	0.00%
Teacher Assistant Salary When Substituting (Regular		
167 Teacher Absence)	-	0.00%
171 Driver	-	0.00%
172 Driver Overtime	-	0.00%
173 Custodian	-	0.00%
174 Cafeteria Workers	-	0.00%
175 Skilled Trades	-	0.00%
176 Manager	-	0.00%
177 Work Study Student	-	0.00%
178 Day Care/Before/After School Care Staff	-	0.00%
180 Bonus Pay (Not Subject to Retirement)	-	0.00%
181 Supplement/Supplementary Pay	-	0.00%
182 Employee Allowances Taxable	-	0.00%
183 Bonus Pay (Subject to Retirement)	-	0.00%
187 Salary Differential	-	0.00%
191 Curriculum Development Pay	-	0.00%
192 Additional Responsibility Stipend	-	0.00%
193 Mentor Pay Stipend	-	0.00%
194 State-Designated Stipend	-	0.00%
195 Planning Period Stipend	-	0.00%

Updated on: October 2, 2020

Printed: 10/7/2020

Page 1 of 3


LEA 111 - Asheville City Schools
PRC 064 - CTE Grade Expansion Program
Fiscal Year 2019-2020 District Expenditures by LEA and Object Code as of 6/30/2020

Object Category/Object Code Description	Annual Expenditures	%
Salary		
196 Staff Development Participant Pay	-	0.00%
197 Staff Development Instructor	-	0.00%
198 Tutorial Pay	-	0.00%
199 Overtime Pay	-	0.00%
Subtotal: \$	-	0.00%
Employee Benefits		
211 Employer's Social Security Cost- Regular	\$ -	0.00%
221 Employer's Retirement Cost - Regular	-	0.00%
229 Other Retirement Cost	-	0.00%
231 Employer's Hospitalization Insurance	-	0.00%
232 Employer's Workers' Comp Insurance Cost	-	0.00%
233 Employer's Unemployment Insurance Cost	-	0.00%
234 Employer's Dental Insurance Cost	-	0.00%
235 Employer's Life Insurance Cost	-	0.00%
184 Longevity Pay	-	0.00%
185 Bonus Leave Payoff	-	0.00%
186 Short Term Disability Pay - Beyond Six Months	-	0.00%
188 Annual Leave Payoff	-	0.00%
189 Short Term Disability Pay – First Six Months	-	0.00%
Subtotal: \$	-	0.00%
Purchased Services		
311 Contracted Services	\$ -	0.00%
312 Workshop Expenses	-	0.00%
313 Advertising Cost	-	0.00%
314 Printing and Binding Fees	-	0.00%
315 Reproduction Costs	-	0.00%
316 Commercial Driver's License Medical Exam Expenses	-	0.00%
317 Psychological Contract Services	-	0.00%
318 Speech and Language Contracted Services	-	0.00%
319 Other Professional/Technical Contract Services	-	0.00%
321 Public Utilities - Electric Services	-	0.00%
322 Public Utilities - Natural Gas	-	0.00%
323 Public Utilities - Water/Sewer	-	0.00%
324 Waste Management	-	0.00%
Contracted Repairs and Maintenance – Land and Buildings	-	0.00%
325 Buildings	-	0.00%
326 Contracted Repairs and Maintenance - Equipment	-	0.00%
327 Rentals/Leases	-	0.00%
331 Pupil Transportation - Contracted	-	0.00%
332 Travel Reimbursement	-	0.00%
333 Field Trips	-	0.00%
341 Telephone	-	0.00%
342 Postage	-	0.00%
343 Telecommunications Services	-	0.00%
344 Mobile Communication Costs	-	0.00%
351 Tuition Reimbursements	-	0.00%
352 Employee Education Reimbursement	-	0.00%
353 Certification/Licensing Fees	-	0.00%
Subtotal: \$	-	0.00%
Supplies & Materials		
411 Supplies and Materials	\$ -	0.00%
412M State Textbooks (MFR Data Source)	-	0.00%
413 Other Textbooks	-	0.00%
413M Other Textbooks (MFR Data Source)	-	0.00%
414 Library Books (Regular and Replacement)	-	0.00%
415 Community College/University Textbooks	-	0.00%
418 Computer Software and Supplies	-	0.00%
421 Fuel for Facilities	-	0.00%
Repair Parts, Materials, and Related Labor, Grease, and	-	0.00%
422 Anti-Freeze	-	0.00%
423 Gas/Diesel Fuel	-	0.00%

LEA 111 - Asheville City Schools
PRC 064 - CTE Grade Expansion Program
Fiscal Year 2019-2020 District Expenditures by LEA and Object Code as of 6/30/2020

Object Category/Object Code Description	Annual Expenditures	%
Salary		
424 Oil	-	0.00%
425 Tires and Tubes	-	0.00%
451 Food Purchase	-	0.00%
452 USDA Commodity Foods	-	0.00%
453 Food Processing Supplies	-	0.00%
459 Other Food Purchases	-	0.00%
461 Furniture and Equipment - Inventoried	-	0.00%
462 Computer Equipment - Inventoried	-	0.00%
471 Sales and Use Tax Expense	-	0.00%
472 Sales and Use Tax Refund	-	0.00%
Subtotal:	\$ -	0.00%
Capital Outlay		
522 General Contract	\$ -	0.00%
529 Miscellaneous Contracts and Other Charges	-	0.00%
532 Improvements to Existing Sites	-	0.00%
541 Purchase of Furniture & Equipment - Capitalized	-	0.00%
542 Purchase of Computer Hardware - Capitalized	-	0.00%
551 Purchase of Vehicles	-	0.00%
552 License and Title Fees	-	0.00%
Subtotal:	\$ -	0.00%
Other		
361 Membership Dues and Fees	\$ -	0.00%
363 Assessments/Penalties	-	0.00%
371 Liability Insurance	-	0.00%
372 Vehicle Liability Insurance	-	0.00%
373 Property Insurance	-	0.00%
378 Scholastic Accident Insurance	-	0.00%
379 Other Insurance and Judgments	-	0.00%
715 Transfers to Multiple Enterprise Fund	-	0.00%
Subtotal:	\$ -	0.00%
Grand Total:	\$ -	0.00%

Note: 1) Objects Codes with "M" indicator (412M and 413M) signifies the amounts sourced from MFR report
2) CRF Funds in PRC's 12x are not included in this report



LEA 111 - Asheville City Schools

PRC 065 - Coding and Mobile Application Grant

Fiscal Year 2019-2020 District Expenditures by LEA and Object Code as of 6/30/2020

Object Category/Object Code Description	Annual Expenditures	%
Salary		
111 Superintendent	\$ -	0.00%
112 Associate and Deputy Superintendent	-	0.00%
113 Director and/or Supervisor	-	0.00%
114 Principal/Headmaster	-	0.00%
115 Finance Officer	-	0.00%
116 Assistant Principal (Non-teaching)	-	0.00%
117 Other Assistant Principal Assignment	-	0.00%
118 Assistant Superintendent	-	0.00%
121 Teacher	-	0.00%
122 Interim Teacher – (Paid at Non-certified Rate)	-	0.00%
123 JROTC Teacher	-	0.00%
124 Foreign Exchange (VIF)	-	0.00%
125 New Teacher Orientation	-	0.00%
126 Extended Contracts	-	0.00%
127 Master Teacher	-	0.00%
Re-employed Retired Teacher - Exempt from the		
128 Earnings Cap	-	0.00%
129_1 Above the Scale Salary (SBA)	-	0.00%
129_2 Above the Scale Salary (Other than SBA)	-	0.00%
131 Instructional Support I - Regular Teacher Pay Scale	-	0.00%
132 Instructional Support II - Advanced Pay Scale	-	0.00%
133 Psychologists	-	0.00%
135 Instructional Facilitators	-	0.00%
141 Teacher Assistant - Other	-	0.00%
142 Teacher Assistant - NCLB	-	0.00%
143 Tutor (Within the instructional day)	-	0.00%
144 Interpreter, Brailist, Translator, Education Interpreter	-	0.00%
145 Therapist	-	0.00%
146 School-Based Specialist	-	0.00%
147 Monitor	-	0.00%
148 Non-Certified Instructor	-	0.00%
149 School Resource Officer	-	0.00%
151 Office Support	-	0.00%
152 Technician	-	0.00%
153 Administrative Specialist (Central Support)	-	0.00%
162 Substitute Teacher - Regular Teacher Absence	-	0.00%
163 Substitute Teacher - Staff Development Absence	-	0.00%
164 Substitute Teacher - Full-Time Non-Certified	-	0.00%
165 Substitute - Non-Teaching	-	0.00%
Teacher Assistant Salary When Substituting (Staff		
166 Development Absence)	-	0.00%
Teacher Assistant Salary When Substituting (Regular		
167 Teacher Absence)	-	0.00%
171 Driver	-	0.00%
172 Driver Overtime	-	0.00%
173 Custodian	-	0.00%
174 Cafeteria Workers	-	0.00%
175 Skilled Trades	-	0.00%
176 Manager	-	0.00%
177 Work Study Student	-	0.00%
178 Day Care/Before/After School Care Staff	-	0.00%
180 Bonus Pay (Not Subject to Retirement)	-	0.00%
181 Supplement/Supplementary Pay	-	0.00%
182 Employee Allowances Taxable	-	0.00%
183 Bonus Pay (Subject to Retirement)	-	0.00%
187 Salary Differential	-	0.00%
191 Curriculum Development Pay	-	0.00%
192 Additional Responsibility Stipend	-	0.00%
193 Mentor Pay Stipend	-	0.00%
194 State-Designated Stipend	-	0.00%
195 Planning Period Stipend	-	0.00%

Updated on: October 2, 2020

Printed: 10/7/2020

Page 1 of 3

LEA 111 - Asheville City Schools
PRC 065 - Coding and Mobile Application Grant
Fiscal Year 2019-2020 District Expenditures by LEA and Object Code as of 6/30/2020

Object Category/Object Code Description	Annual Expenditures	%
Salary		
196 Staff Development Participant Pay	-	0.00%
197 Staff Development Instructor	-	0.00%
198 Tutorial Pay	-	0.00%
199 Overtime Pay	-	0.00%
Subtotal: \$	-	0.00%
Employee Benefits		
211 Employer's Social Security Cost- Regular	\$ -	0.00%
221 Employer's Retirement Cost - Regular	-	0.00%
229 Other Retirement Cost	-	0.00%
231 Employer's Hospitalization Insurance	-	0.00%
232 Employer's Workers' Comp Insurance Cost	-	0.00%
233 Employer's Unemployment Insurance Cost	-	0.00%
234 Employer's Dental Insurance Cost	-	0.00%
235 Employer's Life Insurance Cost	-	0.00%
184 Longevity Pay	-	0.00%
185 Bonus Leave Payoff	-	0.00%
186 Short Term Disability Pay - Beyond Six Months	-	0.00%
188 Annual Leave Payoff	-	0.00%
189 Short Term Disability Pay – First Six Months	-	0.00%
Subtotal: \$	-	0.00%
Purchased Services		
311 Contracted Services	\$ -	0.00%
312 Workshop Expenses	-	0.00%
313 Advertising Cost	-	0.00%
314 Printing and Binding Fees	-	0.00%
315 Reproduction Costs	-	0.00%
316 Commercial Driver's License Medical Exam Expenses	-	0.00%
317 Psychological Contract Services	-	0.00%
318 Speech and Language Contracted Services	-	0.00%
319 Other Professional/Technical Contract Services	-	0.00%
321 Public Utilities - Electric Services	-	0.00%
322 Public Utilities - Natural Gas	-	0.00%
323 Public Utilities - Water/Sewer	-	0.00%
324 Waste Management	-	0.00%
Contracted Repairs and Maintenance – Land and Buildings	-	0.00%
326 Contracted Repairs and Maintenance - Equipment	-	0.00%
327 Rentals/Leases	-	0.00%
331 Pupil Transportation - Contracted	-	0.00%
332 Travel Reimbursement	-	0.00%
333 Field Trips	-	0.00%
341 Telephone	-	0.00%
342 Postage	-	0.00%
343 Telecommunications Services	-	0.00%
344 Mobile Communication Costs	-	0.00%
351 Tuition Reimbursements	-	0.00%
352 Employee Education Reimbursement	-	0.00%
353 Certification/Licensing Fees	-	0.00%
Subtotal: \$	-	0.00%
Supplies & Materials		
411 Supplies and Materials	\$ -	0.00%
412M State Textbooks (MFR Data Source)	-	0.00%
413 Other Textbooks	-	0.00%
413M Other Textbooks (MFR Data Source)	-	0.00%
414 Library Books (Regular and Replacement)	-	0.00%
415 Community College/University Textbooks	-	0.00%
418 Computer Software and Supplies	-	0.00%
421 Fuel for Facilities	-	0.00%
Repair Parts, Materials, and Related Labor, Grease, and	-	0.00%
422 Anti-Freeze	-	0.00%
423 Gas/Diesel Fuel	-	0.00%

Updated on: October 2, 2020

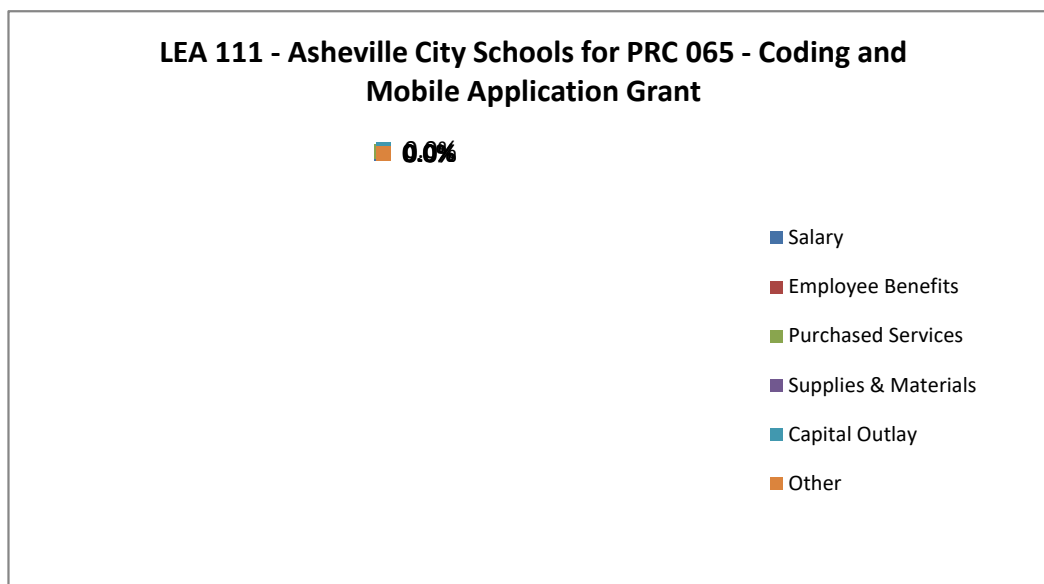
Printed: 10/7/2020

Page 2 of 3

LEA 111 - Asheville City Schools
PRC 065 - Coding and Mobile Application Grant
Fiscal Year 2019-2020 District Expenditures by LEA and Object Code as of 6/30/2020

Object Category/Object Code Description	Annual Expenditures	%
Salary		
424 Oil	-	0.00%
425 Tires and Tubes	-	0.00%
451 Food Purchase	-	0.00%
452 USDA Commodity Foods	-	0.00%
453 Food Processing Supplies	-	0.00%
459 Other Food Purchases	-	0.00%
461 Furniture and Equipment - Inventoried	-	0.00%
462 Computer Equipment - Inventoried	-	0.00%
471 Sales and Use Tax Expense	-	0.00%
472 Sales and Use Tax Refund	-	0.00%
Subtotal:	\$ -	0.00%
Capital Outlay		
522 General Contract	\$ -	0.00%
529 Miscellaneous Contracts and Other Charges	-	0.00%
532 Improvements to Existing Sites	-	0.00%
541 Purchase of Furniture & Equipment - Capitalized	-	0.00%
542 Purchase of Computer Hardware - Capitalized	-	0.00%
551 Purchase of Vehicles	-	0.00%
552 License and Title Fees	-	0.00%
Subtotal:	\$ -	0.00%
Other		
361 Membership Dues and Fees	\$ -	0.00%
363 Assessments/Penalties	-	0.00%
371 Liability Insurance	-	0.00%
372 Vehicle Liability Insurance	-	0.00%
373 Property Insurance	-	0.00%
378 Scholastic Accident Insurance	-	0.00%
379 Other Insurance and Judgments	-	0.00%
715 Transfers to Multiple Enterprise Fund	-	0.00%
Subtotal:	\$ -	0.00%
Grand Total:	\$ -	0.00%

Note: 1) Objects Codes with "M" indicator (412M and 413M) signifies the amounts sourced from MFR report
2) CRF Funds in PRC's 12x are not included in this report



LEA 111 - Asheville City Schools

PRC 066 - Assistant Principal Interns - Principal Fellows

Fiscal Year 2019-2020 District Expenditures by LEA and Object Code as of 6/30/2020

Object Category/Object Code Description	Annual Expenditures	%
Salary		
111 Superintendent	\$ -	0.00%
112 Associate and Deputy Superintendent	-	0.00%
113 Director and/or Supervisor	-	0.00%
114 Principal/Headmaster	-	0.00%
115 Finance Officer	-	0.00%
116 Assistant Principal (Non-teaching)	-	0.00%
117 Other Assistant Principal Assignment	-	0.00%
118 Assistant Superintendent	-	0.00%
121 Teacher	-	0.00%
122 Interim Teacher – (Paid at Non-certified Rate)	-	0.00%
123 JROTC Teacher	-	0.00%
124 Foreign Exchange (VIF)	-	0.00%
125 New Teacher Orientation	-	0.00%
126 Extended Contracts	-	0.00%
127 Master Teacher	-	0.00%
Re-employed Retired Teacher - Exempt from the		
128 Earnings Cap	-	0.00%
129_1 Above the Scale Salary (SBA)	-	0.00%
129_2 Above the Scale Salary (Other than SBA)	-	0.00%
131 Instructional Support I - Regular Teacher Pay Scale	-	0.00%
132 Instructional Support II - Advanced Pay Scale	-	0.00%
133 Psychologists	-	0.00%
135 Instructional Facilitators	-	0.00%
141 Teacher Assistant - Other	-	0.00%
142 Teacher Assistant - NCLB	-	0.00%
143 Tutor (Within the instructional day)	-	0.00%
144 Interpreter, Brailist, Translator, Education Interpreter	-	0.00%
145 Therapist	-	0.00%
146 School-Based Specialist	-	0.00%
147 Monitor	-	0.00%
148 Non-Certified Instructor	-	0.00%
149 School Resource Officer	-	0.00%
151 Office Support	-	0.00%
152 Technician	-	0.00%
153 Administrative Specialist (Central Support)	-	0.00%
162 Substitute Teacher - Regular Teacher Absence	-	0.00%
163 Substitute Teacher - Staff Development Absence	-	0.00%
164 Substitute Teacher - Full-Time Non-Certified	-	0.00%
165 Substitute - Non-Teaching	-	0.00%
Teacher Assistant Salary When Substituting (Staff		
166 Development Absence)	-	0.00%
Teacher Assistant Salary When Substituting (Regular		
167 Teacher Absence)	-	0.00%
171 Driver	-	0.00%
172 Driver Overtime	-	0.00%
173 Custodian	-	0.00%
174 Cafeteria Workers	-	0.00%
175 Skilled Trades	-	0.00%
176 Manager	-	0.00%
177 Work Study Student	-	0.00%
178 Day Care/Before/After School Care Staff	-	0.00%
180 Bonus Pay (Not Subject to Retirement)	-	0.00%
181 Supplement/Supplementary Pay	-	0.00%
182 Employee Allowances Taxable	-	0.00%
183 Bonus Pay (Subject to Retirement)	-	0.00%
187 Salary Differential	-	0.00%
191 Curriculum Development Pay	-	0.00%
192 Additional Responsibility Stipend	-	0.00%
193 Mentor Pay Stipend	-	0.00%
194 State-Designated Stipend	16,660	92.89%
195 Planning Period Stipend	-	0.00%

Updated on: October 2, 2020

Printed: 10/7/2020

Page 1 of 3

LEA 111 - Asheville City Schools

PRC 066 - Assistant Principal Interns - Principal Fellows

Fiscal Year 2019-2020 District Expenditures by LEA and Object Code as of 6/30/2020

Object Category/Object Code Description		Annual Expenditures	%
Salary			
196	Staff Development Participant Pay	-	0.00%
197	Staff Development Instructor	-	0.00%
198	Tutorial Pay	-	0.00%
199	Overtime Pay	-	0.00%
Subtotal:		\$ 16,660	92.89%
Employee Benefits			
211	Employer's Social Security Cost- Regular	\$ 1,275	7.11%
221	Employer's Retirement Cost - Regular	-	0.00%
229	Other Retirement Cost	-	0.00%
231	Employer's Hospitalization Insurance	-	0.00%
232	Employer's Workers' Comp Insurance Cost	-	0.00%
233	Employer's Unemployment Insurance Cost	-	0.00%
234	Employer's Dental Insurance Cost	-	0.00%
235	Employer's Life Insurance Cost	-	0.00%
184	Longevity Pay	-	0.00%
185	Bonus Leave Payoff	-	0.00%
186	Short Term Disability Pay - Beyond Six Months	-	0.00%
188	Annual Leave Payoff	-	0.00%
189	Short Term Disability Pay – First Six Months	-	0.00%
Subtotal:		\$ 1,275	7.11%
Purchased Services			
311	Contracted Services	\$ -	0.00%
312	Workshop Expenses	-	0.00%
313	Advertising Cost	-	0.00%
314	Printing and Binding Fees	-	0.00%
315	Reproduction Costs	-	0.00%
316	Commercial Driver's License Medical Exam Expenses	-	0.00%
317	Psychological Contract Services	-	0.00%
318	Speech and Language Contracted Services	-	0.00%
319	Other Professional/Technical Contract Services	-	0.00%
321	Public Utilities - Electric Services	-	0.00%
322	Public Utilities - Natural Gas	-	0.00%
323	Public Utilities - Water/Sewer	-	0.00%
324	Waste Management	-	0.00%
325	Contracted Repairs and Maintenance – Land and Buildings	-	0.00%
326	Contracted Repairs and Maintenance - Equipment	-	0.00%
327	Rentals/Leases	-	0.00%
331	Pupil Transportation - Contracted	-	0.00%
332	Travel Reimbursement	-	0.00%
333	Field Trips	-	0.00%
341	Telephone	-	0.00%
342	Postage	-	0.00%
343	Telecommunications Services	-	0.00%
344	Mobile Communication Costs	-	0.00%
351	Tuition Reimbursements	-	0.00%
352	Employee Education Reimbursement	-	0.00%
353	Certification/Licensing Fees	-	0.00%
Subtotal:		\$ -	0.00%
Supplies & Materials			
411	Supplies and Materials	\$ -	0.00%
412M	State Textbooks (MFR Data Source)	-	0.00%
413	Other Textbooks	-	0.00%
413M	Other Textbooks (MFR Data Source)	-	0.00%
414	Library Books (Regular and Replacement)	-	0.00%
415	Community College/University Textbooks	-	0.00%
418	Computer Software and Supplies	-	0.00%
421	Fuel for Facilities	-	0.00%
422	Repair Parts, Materials, and Related Labor, Grease, and Anti-Freeze	-	0.00%
423	Gas/Diesel Fuel	-	0.00%

Updated on: October 2, 2020

Printed: 10/7/2020

Page 2 of 3

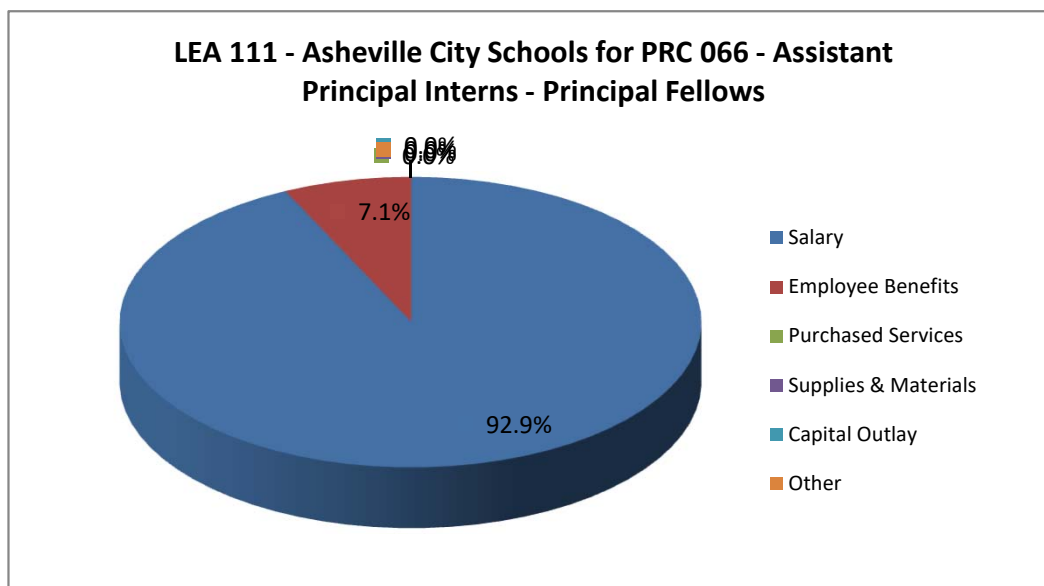
LEA 111 - Asheville City Schools

PRC 066 - Assistant Principal Interns - Principal Fellows

Fiscal Year 2019-2020 District Expenditures by LEA and Object Code as of 6/30/2020

Object Category/Object Code Description	Annual Expenditures	%
Salary		
424 Oil	-	0.00%
425 Tires and Tubes	-	0.00%
451 Food Purchase	-	0.00%
452 USDA Commodity Foods	-	0.00%
453 Food Processing Supplies	-	0.00%
459 Other Food Purchases	-	0.00%
461 Furniture and Equipment - Inventoried	-	0.00%
462 Computer Equipment - Inventoried	-	0.00%
471 Sales and Use Tax Expense	-	0.00%
472 Sales and Use Tax Refund	-	0.00%
Subtotal:	\$ -	0.00%
Capital Outlay		
522 General Contract	\$ -	0.00%
529 Miscellaneous Contracts and Other Charges	-	0.00%
532 Improvements to Existing Sites	-	0.00%
541 Purchase of Furniture & Equipment - Capitalized	-	0.00%
542 Purchase of Computer Hardware - Capitalized	-	0.00%
551 Purchase of Vehicles	-	0.00%
552 License and Title Fees	-	0.00%
Subtotal:	\$ -	0.00%
Other		
361 Membership Dues and Fees	\$ -	0.00%
363 Assessments/Penalties	-	0.00%
371 Liability Insurance	-	0.00%
372 Vehicle Liability Insurance	-	0.00%
373 Property Insurance	-	0.00%
378 Scholastic Accident Insurance	-	0.00%
379 Other Insurance and Judgments	-	0.00%
715 Transfers to Multiple Enterprise Fund	-	0.00%
Subtotal:	\$ -	0.00%
Grand Total:	\$ 17,935	100.00%

Note: 1) Objects Codes with "M" indicator (412M and 413M) signifies the amounts sourced from MFR report
2) CRF Funds in PRC's 12x are not included in this report



LEA 111 - Asheville City Schools

PRC 067 - Assistant Principal Intern - MSA Students

Fiscal Year 2019-2020 District Expenditures by LEA and Object Code as of 6/30/2020

Object Category/Object Code Description	Annual Expenditures	%
Salary		
111 Superintendent	\$ -	0.00%
112 Associate and Deputy Superintendent	-	0.00%
113 Director and/or Supervisor	-	0.00%
114 Principal/Headmaster	-	0.00%
115 Finance Officer	-	0.00%
116 Assistant Principal (Non-teaching)	-	0.00%
117 Other Assistant Principal Assignment	24,990	92.89%
118 Assistant Superintendent	-	0.00%
121 Teacher	-	0.00%
122 Interim Teacher – (Paid at Non-certified Rate)	-	0.00%
123 JROTC Teacher	-	0.00%
124 Foreign Exchange (VIF)	-	0.00%
125 New Teacher Orientation	-	0.00%
126 Extended Contracts	-	0.00%
127 Master Teacher	-	0.00%
Re-employed Retired Teacher - Exempt from the		
128 Earnings Cap	-	0.00%
129_1 Above the Scale Salary (SBA)	-	0.00%
129_2 Above the Scale Salary (Other than SBA)	-	0.00%
131 Instructional Support I - Regular Teacher Pay Scale	-	0.00%
132 Instructional Support II - Advanced Pay Scale	-	0.00%
133 Psychologists	-	0.00%
135 Instructional Facilitators	-	0.00%
141 Teacher Assistant - Other	-	0.00%
142 Teacher Assistant - NCLB	-	0.00%
143 Tutor (Within the instructional day)	-	0.00%
144 Interpreter, Brailist, Translator, Education Interpreter	-	0.00%
145 Therapist	-	0.00%
146 School-Based Specialist	-	0.00%
147 Monitor	-	0.00%
148 Non-Certified Instructor	-	0.00%
149 School Resource Officer	-	0.00%
151 Office Support	-	0.00%
152 Technician	-	0.00%
153 Administrative Specialist (Central Support)	-	0.00%
162 Substitute Teacher - Regular Teacher Absence	-	0.00%
163 Substitute Teacher - Staff Development Absence	-	0.00%
164 Substitute Teacher - Full-Time Non-Certified	-	0.00%
165 Substitute - Non-Teaching	-	0.00%
Teacher Assistant Salary When Substituting (Staff		
166 Development Absence)	-	0.00%
Teacher Assistant Salary When Substituting (Regular		
167 Teacher Absence)	-	0.00%
171 Driver	-	0.00%
172 Driver Overtime	-	0.00%
173 Custodian	-	0.00%
174 Cafeteria Workers	-	0.00%
175 Skilled Trades	-	0.00%
176 Manager	-	0.00%
177 Work Study Student	-	0.00%
178 Day Care/Before/After School Care Staff	-	0.00%
180 Bonus Pay (Not Subject to Retirement)	-	0.00%
181 Supplement/Supplementary Pay	-	0.00%
182 Employee Allowances Taxable	-	0.00%
183 Bonus Pay (Subject to Retirement)	-	0.00%
187 Salary Differential	-	0.00%
191 Curriculum Development Pay	-	0.00%
192 Additional Responsibility Stipend	-	0.00%
193 Mentor Pay Stipend	-	0.00%
194 State-Designated Stipend	-	0.00%
195 Planning Period Stipend	-	0.00%

Updated on: October 2, 2020

Printed: 10/7/2020

Page 1 of 3

LEA 111 - Asheville City Schools

PRC 067 - Assistant Principal Intern - MSA Students

Fiscal Year 2019-2020 District Expenditures by LEA and Object Code as of 6/30/2020

Object Category/Object Code Description	Annual Expenditures	%
Salary		
196 Staff Development Participant Pay	-	0.00%
197 Staff Development Instructor	-	0.00%
198 Tutorial Pay	-	0.00%
199 Overtime Pay	-	0.00%
Subtotal: \$	24,990	92.89%
Employee Benefits		
211 Employer's Social Security Cost- Regular	\$ 1,912	7.11%
221 Employer's Retirement Cost - Regular	-	0.00%
229 Other Retirement Cost	-	0.00%
231 Employer's Hospitalization Insurance	-	0.00%
232 Employer's Workers' Comp Insurance Cost	-	0.00%
233 Employer's Unemployment Insurance Cost	-	0.00%
234 Employer's Dental Insurance Cost	-	0.00%
235 Employer's Life Insurance Cost	-	0.00%
184 Longevity Pay	-	0.00%
185 Bonus Leave Payoff	-	0.00%
186 Short Term Disability Pay - Beyond Six Months	-	0.00%
188 Annual Leave Payoff	-	0.00%
189 Short Term Disability Pay – First Six Months	-	0.00%
Subtotal: \$	1,912	7.11%
Purchased Services		
311 Contracted Services	\$ -	0.00%
312 Workshop Expenses	-	0.00%
313 Advertising Cost	-	0.00%
314 Printing and Binding Fees	-	0.00%
315 Reproduction Costs	-	0.00%
316 Commercial Driver's License Medical Exam Expenses	-	0.00%
317 Psychological Contract Services	-	0.00%
318 Speech and Language Contracted Services	-	0.00%
319 Other Professional/Technical Contract Services	-	0.00%
321 Public Utilities - Electric Services	-	0.00%
322 Public Utilities - Natural Gas	-	0.00%
323 Public Utilities - Water/Sewer	-	0.00%
324 Waste Management	-	0.00%
325 Contracted Repairs and Maintenance – Land and Buildings	-	0.00%
326 Contracted Repairs and Maintenance - Equipment	-	0.00%
327 Rentals/Leases	-	0.00%
331 Pupil Transportation - Contracted	-	0.00%
332 Travel Reimbursement	-	0.00%
333 Field Trips	-	0.00%
341 Telephone	-	0.00%
342 Postage	-	0.00%
343 Telecommunications Services	-	0.00%
344 Mobile Communication Costs	-	0.00%
351 Tuition Reimbursements	-	0.00%
352 Employee Education Reimbursement	-	0.00%
353 Certification/Licensing Fees	-	0.00%
Subtotal: \$	-	0.00%
Supplies & Materials		
411 Supplies and Materials	\$ -	0.00%
412M State Textbooks (MFR Data Source)	-	0.00%
413 Other Textbooks	-	0.00%
413M Other Textbooks (MFR Data Source)	-	0.00%
414 Library Books (Regular and Replacement)	-	0.00%
415 Community College/University Textbooks	-	0.00%
418 Computer Software and Supplies	-	0.00%
421 Fuel for Facilities	-	0.00%
Repair Parts, Materials, and Related Labor, Grease, and		
422 Anti-Freeze	-	0.00%
423 Gas/Diesel Fuel	-	0.00%

Updated on: October 2, 2020

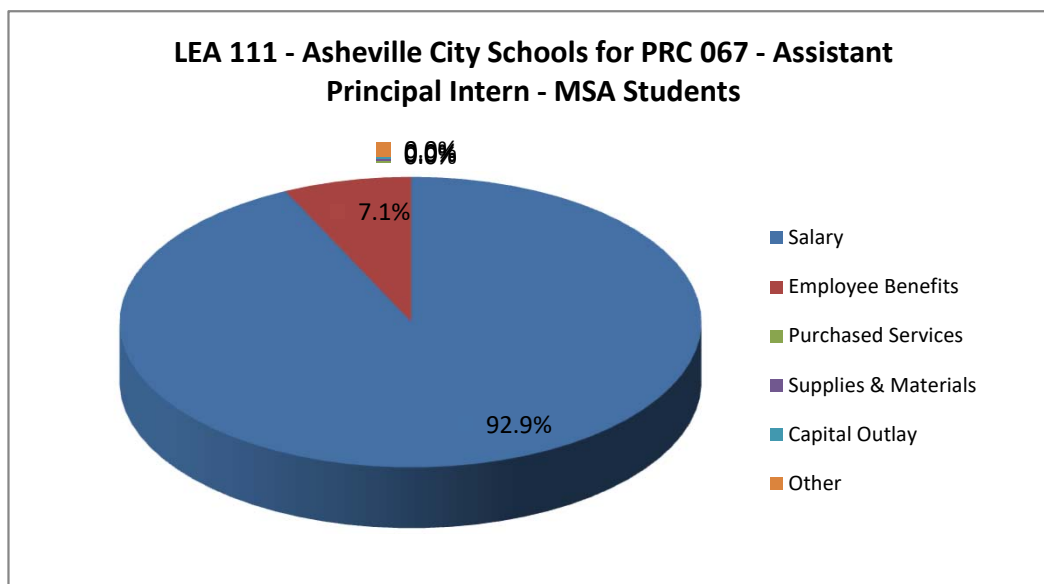
Printed: 10/7/2020

Page 2 of 3

LEA 111 - Asheville City Schools
PRC 067 - Assistant Principal Intern - MSA Students
Fiscal Year 2019-2020 District Expenditures by LEA and Object Code as of 6/30/2020

Object Category/Object Code Description	Annual Expenditures	%
Salary		
424 Oil	-	0.00%
425 Tires and Tubes	-	0.00%
451 Food Purchase	-	0.00%
452 USDA Commodity Foods	-	0.00%
453 Food Processing Supplies	-	0.00%
459 Other Food Purchases	-	0.00%
461 Furniture and Equipment - Inventoried	-	0.00%
462 Computer Equipment - Inventoried	-	0.00%
471 Sales and Use Tax Expense	-	0.00%
472 Sales and Use Tax Refund	-	0.00%
Subtotal:	\$ -	0.00%
Capital Outlay		
522 General Contract	\$ -	0.00%
529 Miscellaneous Contracts and Other Charges	-	0.00%
532 Improvements to Existing Sites	-	0.00%
541 Purchase of Furniture & Equipment - Capitalized	-	0.00%
542 Purchase of Computer Hardware - Capitalized	-	0.00%
551 Purchase of Vehicles	-	0.00%
552 License and Title Fees	-	0.00%
Subtotal:	\$ -	0.00%
Other		
361 Membership Dues and Fees	\$ -	0.00%
363 Assessments/Penalties	-	0.00%
371 Liability Insurance	-	0.00%
372 Vehicle Liability Insurance	-	0.00%
373 Property Insurance	-	0.00%
378 Scholastic Accident Insurance	-	0.00%
379 Other Insurance and Judgments	-	0.00%
715 Transfers to Multiple Enterprise Fund	-	0.00%
Subtotal:	\$ -	0.00%
Grand Total:	\$ 26,902	100.00%

Note: 1) Objects Codes with "M" indicator (412M and 413M) signifies the amounts sourced from MFR report
2) CRF Funds in PRC's 12x are not included in this report



LEA 111 - Asheville City Schools

PRC 068 - Alternative Programs and Schools

Fiscal Year 2019-2020 District Expenditures by LEA and Object Code as of 6/30/2020

Object Category/Object Code	Description	Annual Expenditures	%
Salary			
111	Superintendent	\$ -	0.00%
112	Associate and Deputy Superintendent	-	0.00%
113	Director and/or Supervisor	-	0.00%
114	Principal/Headmaster	-	0.00%
115	Finance Officer	-	0.00%
116	Assistant Principal (Non-teaching)	-	0.00%
117	Other Assistant Principal Assignment	-	0.00%
118	Assistant Superintendent	-	0.00%
121	Teacher	-	0.00%
122	Interim Teacher – (Paid at Non-certified Rate)	-	0.00%
123	JROTC Teacher	-	0.00%
124	Foreign Exchange (VIF)	-	0.00%
125	New Teacher Orientation	-	0.00%
126	Extended Contracts	-	0.00%
127	Master Teacher	-	0.00%
	Re-employed Retired Teacher - Exempt from the		
128	Earnings Cap	-	0.00%
129_1	Above the Scale Salary (SBA)	-	0.00%
129_2	Above the Scale Salary (Other than SBA)	-	0.00%
131	Instructional Support I - Regular Teacher Pay Scale	-	0.00%
132	Instructional Support II - Advanced Pay Scale	-	0.00%
133	Psychologists	-	0.00%
135	Instructional Facilitators	-	0.00%
141	Teacher Assistant - Other	-	0.00%
142	Teacher Assistant - NCLB	-	0.00%
143	Tutor (Within the instructional day)	-	0.00%
144	Interpreter, Brailist, Translator, Education Interpreter	-	0.00%
145	Therapist	-	0.00%
146	School-Based Specialist	-	0.00%
147	Monitor	-	0.00%
148	Non-Certified Instructor	-	0.00%
149	School Resource Officer	-	0.00%
151	Office Support	-	0.00%
152	Technician	-	0.00%
153	Administrative Specialist (Central Support)	-	0.00%
162	Substitute Teacher - Regular Teacher Absence	-	0.00%
163	Substitute Teacher - Staff Development Absence	-	0.00%
164	Substitute Teacher - Full-Time Non-Certified	-	0.00%
165	Substitute - Non-Teaching	-	0.00%
	Teacher Assistant Salary When Substituting (Staff		
166	Development Absence)	-	0.00%
	Teacher Assistant Salary When Substituting (Regular		
167	Teacher Absence)	-	0.00%
171	Driver	-	0.00%
172	Driver Overtime	-	0.00%
173	Custodian	-	0.00%
174	Cafeteria Workers	-	0.00%
175	Skilled Trades	-	0.00%
176	Manager	-	0.00%
177	Work Study Student	-	0.00%
178	Day Care/Before/After School Care Staff	-	0.00%
180	Bonus Pay (Not Subject to Retirement)	-	0.00%
181	Supplement/Supplementary Pay	-	0.00%
182	Employee Allowances Taxable	-	0.00%
183	Bonus Pay (Subject to Retirement)	-	0.00%
187	Salary Differential	-	0.00%
191	Curriculum Development Pay	-	0.00%
192	Additional Responsibility Stipend	-	0.00%
193	Mentor Pay Stipend	-	0.00%
194	State-Designated Stipend	-	0.00%
195	Planning Period Stipend	-	0.00%

Updated on: October 2, 2020

Printed: 10/7/2020

Page 1 of 3

LEA 111 - Asheville City Schools

PRC 068 - Alternative Programs and Schools

Fiscal Year 2019-2020 District Expenditures by LEA and Object Code as of 6/30/2020

Object Category/Object Code Description	Annual Expenditures	%
Salary		
196 Staff Development Participant Pay	-	0.00%
197 Staff Development Instructor	-	0.00%
198 Tutorial Pay	-	0.00%
199 Overtime Pay	-	0.00%
Subtotal: \$	-	0.00%
Employee Benefits		
211 Employer's Social Security Cost- Regular	\$ -	0.00%
221 Employer's Retirement Cost - Regular	-	0.00%
229 Other Retirement Cost	-	0.00%
231 Employer's Hospitalization Insurance	-	0.00%
232 Employer's Workers' Comp Insurance Cost	-	0.00%
233 Employer's Unemployment Insurance Cost	-	0.00%
234 Employer's Dental Insurance Cost	-	0.00%
235 Employer's Life Insurance Cost	-	0.00%
184 Longevity Pay	-	0.00%
185 Bonus Leave Payoff	-	0.00%
186 Short Term Disability Pay - Beyond Six Months	-	0.00%
188 Annual Leave Payoff	-	0.00%
189 Short Term Disability Pay – First Six Months	-	0.00%
Subtotal: \$	-	0.00%
Purchased Services		
311 Contracted Services	\$ -	0.00%
312 Workshop Expenses	-	0.00%
313 Advertising Cost	-	0.00%
314 Printing and Binding Fees	-	0.00%
315 Reproduction Costs	-	0.00%
316 Commercial Driver's License Medical Exam Expenses	-	0.00%
317 Psychological Contract Services	-	0.00%
318 Speech and Language Contracted Services	-	0.00%
319 Other Professional/Technical Contract Services	-	0.00%
321 Public Utilities - Electric Services	-	0.00%
322 Public Utilities - Natural Gas	-	0.00%
323 Public Utilities - Water/Sewer	-	0.00%
324 Waste Management	-	0.00%
Contracted Repairs and Maintenance – Land and Buildings	-	0.00%
325 Buildings	-	0.00%
326 Contracted Repairs and Maintenance - Equipment	-	0.00%
327 Rentals/Leases	-	0.00%
331 Pupil Transportation - Contracted	-	0.00%
332 Travel Reimbursement	-	0.00%
333 Field Trips	-	0.00%
341 Telephone	-	0.00%
342 Postage	-	0.00%
343 Telecommunications Services	-	0.00%
344 Mobile Communication Costs	-	0.00%
351 Tuition Reimbursements	-	0.00%
352 Employee Education Reimbursement	-	0.00%
353 Certification/Licensing Fees	-	0.00%
Subtotal: \$	-	0.00%
Supplies & Materials		
411 Supplies and Materials	\$ -	0.00%
412M State Textbooks (MFR Data Source)	-	0.00%
413 Other Textbooks	-	0.00%
413M Other Textbooks (MFR Data Source)	-	0.00%
414 Library Books (Regular and Replacement)	-	0.00%
415 Community College/University Textbooks	-	0.00%
418 Computer Software and Supplies	-	0.00%
421 Fuel for Facilities	-	0.00%
Repair Parts, Materials, and Related Labor, Grease, and		
422 Anti-Freeze	-	0.00%
423 Gas/Diesel Fuel	-	0.00%

Updated on: October 2, 2020

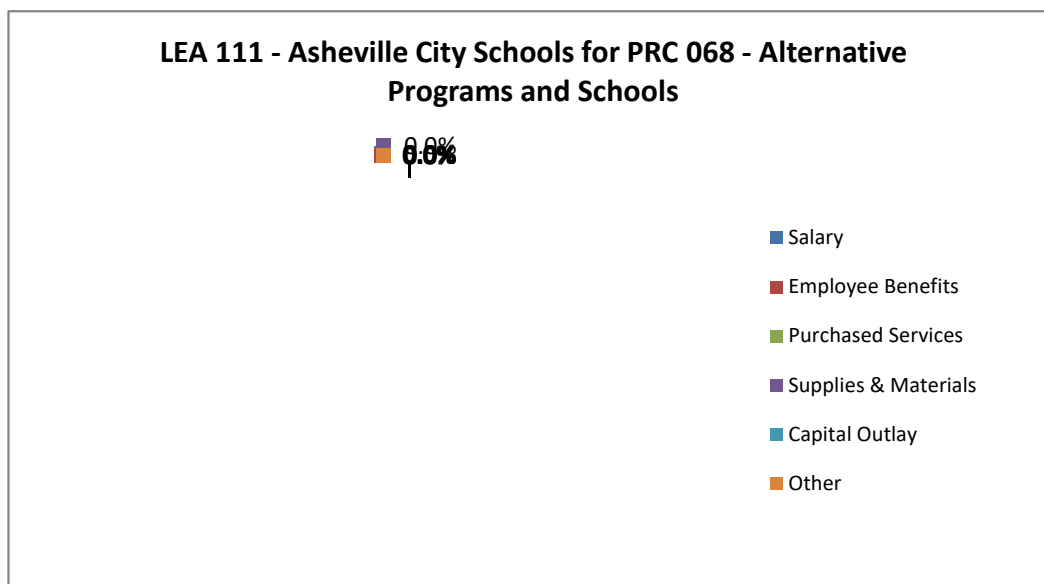
Printed: 10/7/2020

Page 2 of 3

LEA 111 - Asheville City Schools
PRC 068 - Alternative Programs and Schools
Fiscal Year 2019-2020 District Expenditures by LEA and Object Code as of 6/30/2020

Object Category/Object Code Description	Annual Expenditures	%
Salary		
424 Oil	-	0.00%
425 Tires and Tubes	-	0.00%
451 Food Purchase	-	0.00%
452 USDA Commodity Foods	-	0.00%
453 Food Processing Supplies	-	0.00%
459 Other Food Purchases	-	0.00%
461 Furniture and Equipment - Inventoried	-	0.00%
462 Computer Equipment - Inventoried	-	0.00%
471 Sales and Use Tax Expense	-	0.00%
472 Sales and Use Tax Refund	-	0.00%
Subtotal:	\$ -	0.00%
Capital Outlay		
522 General Contract	\$ -	0.00%
529 Miscellaneous Contracts and Other Charges	-	0.00%
532 Improvements to Existing Sites	-	0.00%
541 Purchase of Furniture & Equipment - Capitalized	-	0.00%
542 Purchase of Computer Hardware - Capitalized	-	0.00%
551 Purchase of Vehicles	-	0.00%
552 License and Title Fees	-	0.00%
Subtotal:	\$ -	0.00%
Other		
361 Membership Dues and Fees	\$ -	0.00%
363 Assessments/Penalties	-	0.00%
371 Liability Insurance	-	0.00%
372 Vehicle Liability Insurance	-	0.00%
373 Property Insurance	-	0.00%
378 Scholastic Accident Insurance	-	0.00%
379 Other Insurance and Judgments	-	0.00%
715 Transfers to Multiple Enterprise Fund	-	0.00%
Subtotal:	\$ -	0.00%
Grand Total:	\$ -	0.00%

Note: 1) Objects Codes with "M" indicator (412M and 413M) signifies the amounts sourced from MFR report
2) CRF Funds in PRC's 12x are not included in this report



LEA 111 - Asheville City Schools

PRC 069 - At-Risk Student Services

Fiscal Year 2019-2020 District Expenditures by LEA and Object Code as of 6/30/2020

Object Category/Object Code Description	Annual Expenditures	%
Salary		
111 Superintendent	\$ -	0.00%
112 Associate and Deputy Superintendent	-	0.00%
113 Director and/or Supervisor	-	0.00%
114 Principal/Headmaster	-	0.00%
115 Finance Officer	-	0.00%
116 Assistant Principal (Non-teaching)	-	0.00%
117 Other Assistant Principal Assignment	-	0.00%
118 Assistant Superintendent	-	0.00%
121 Teacher	-	0.00%
122 Interim Teacher – (Paid at Non-certified Rate)	-	0.00%
123 JROTC Teacher	-	0.00%
124 Foreign Exchange (VIF)	-	0.00%
125 New Teacher Orientation	-	0.00%
126 Extended Contracts	-	0.00%
127 Master Teacher	-	0.00%
Re-employed Retired Teacher - Exempt from the		
128 Earnings Cap	-	0.00%
129_1 Above the Scale Salary (SBA)	-	0.00%
129_2 Above the Scale Salary (Other than SBA)	-	0.00%
131 Instructional Support I - Regular Teacher Pay Scale	166,837	19.80%
132 Instructional Support II - Advanced Pay Scale	-	0.00%
133 Psychologists	-	0.00%
135 Instructional Facilitators	-	0.00%
141 Teacher Assistant - Other	-	0.00%
142 Teacher Assistant - NCLB	39,549	4.69%
143 Tutor (Within the instructional day)	10,054	1.19%
144 Interpreter, Brailist, Translator, Education Interpreter	-	0.00%
145 Therapist	-	0.00%
146 School-Based Specialist	52,409	6.22%
147 Monitor	-	0.00%
148 Non-Certified Instructor	-	0.00%
149 School Resource Officer	-	0.00%
151 Office Support	-	0.00%
152 Technician	-	0.00%
153 Administrative Specialist (Central Support)	-	0.00%
162 Substitute Teacher - Regular Teacher Absence	-	0.00%
163 Substitute Teacher - Staff Development Absence	-	0.00%
164 Substitute Teacher - Full-Time Non-Certified	-	0.00%
165 Substitute - Non-Teaching	-	0.00%
Teacher Assistant Salary When Substituting (Staff		
166 Development Absence)	-	0.00%
Teacher Assistant Salary When Substituting (Regular		
167 Teacher Absence)	-	0.00%
171 Driver	-	0.00%
172 Driver Overtime	-	0.00%
173 Custodian	-	0.00%
174 Cafeteria Workers	-	0.00%
175 Skilled Trades	-	0.00%
176 Manager	-	0.00%
177 Work Study Student	-	0.00%
178 Day Care/Before/After School Care Staff	-	0.00%
180 Bonus Pay (Not Subject to Retirement)	-	0.00%
181 Supplement/Supplementary Pay	-	0.00%
182 Employee Allowances Taxable	-	0.00%
183 Bonus Pay (Subject to Retirement)	-	0.00%
187 Salary Differential	-	0.00%
191 Curriculum Development Pay	1,113	0.13%
192 Additional Responsibility Stipend	-	0.00%
193 Mentor Pay Stipend	-	0.00%
194 State-Designated Stipend	-	0.00%
195 Planning Period Stipend	-	0.00%

Updated on: October 2, 2020

Printed: 10/7/2020

Page 1 of 3

LEA 111 - Asheville City Schools
PRC 069 - At-Risk Student Services

Fiscal Year 2019-2020 District Expenditures by LEA and Object Code as of 6/30/2020

Object Category/Object Code Description		Annual Expenditures	%
Salary			
196	Staff Development Participant Pay	-	0.00%
197	Staff Development Instructor	250	0.03%
198	Tutorial Pay	10,201	1.21%
199	Overtime Pay	-	0.00%
Subtotal: \$		280,412	33.28%
Employee Benefits			
211	Employer's Social Security Cost- Regular	\$ 20,381	2.42%
221	Employer's Retirement Cost - Regular	48,972	5.81%
229	Other Retirement Cost	-	0.00%
231	Employer's Hospitalization Insurance	33,010	3.92%
232	Employer's Workers' Comp Insurance Cost	-	0.00%
233	Employer's Unemployment Insurance Cost	-	0.00%
234	Employer's Dental Insurance Cost	-	0.00%
235	Employer's Life Insurance Cost	-	0.00%
184	Longevity Pay	-	0.00%
185	Bonus Leave Payoff	-	0.00%
186	Short Term Disability Pay - Beyond Six Months	-	0.00%
188	Annual Leave Payoff	-	0.00%
189	Short Term Disability Pay – First Six Months	-	0.00%
Subtotal: \$		102,363	12.15%
Purchased Services			
311	Contracted Services	\$ 390,923	46.39%
312	Workshop Expenses	11,862	1.41%
313	Advertising Cost	-	0.00%
314	Printing and Binding Fees	-	0.00%
315	Reproduction Costs	-	0.00%
316	Commercial Driver's License Medical Exam Expenses	-	0.00%
317	Psychological Contract Services	-	0.00%
318	Speech and Language Contracted Services	-	0.00%
319	Other Professional/Technical Contract Services	-	0.00%
321	Public Utilities - Electric Services	-	0.00%
322	Public Utilities - Natural Gas	-	0.00%
323	Public Utilities - Water/Sewer	-	0.00%
324	Waste Management	-	0.00%
325	Contracted Repairs and Maintenance – Land and Buildings	-	0.00%
326	Contracted Repairs and Maintenance - Equipment	-	0.00%
327	Rentals/Leases	-	0.00%
331	Pupil Transportation - Contracted	960	0.11%
332	Travel Reimbursement	850	0.10%
333	Field Trips	-	0.00%
341	Telephone	-	0.00%
342	Postage	-	0.00%
343	Telecommunications Services	-	0.00%
344	Mobile Communication Costs	-	0.00%
351	Tuition Reimbursements	-	0.00%
352	Employee Education Reimbursement	-	0.00%
353	Certification/Licensing Fees	-	0.00%
Subtotal: \$		404,595	48.02%
Supplies & Materials			
411	Supplies and Materials	\$ 43,981	5.22%
412M	State Textbooks (MFR Data Source)	-	0.00%
413	Other Textbooks	-	0.00%
413M	Other Textbooks (MFR Data Source)	-	0.00%
414	Library Books (Regular and Replacement)	-	0.00%
415	Community College/University Textbooks	-	0.00%
418	Computer Software and Supplies	11,262	1.34%
421	Fuel for Facilities	-	0.00%
	Repair Parts, Materials, and Related Labor, Grease, and		
422	Anti-Freeze	-	0.00%
423	Gas/Diesel Fuel	-	0.00%

Updated on: October 2, 2020

Printed: 10/7/2020

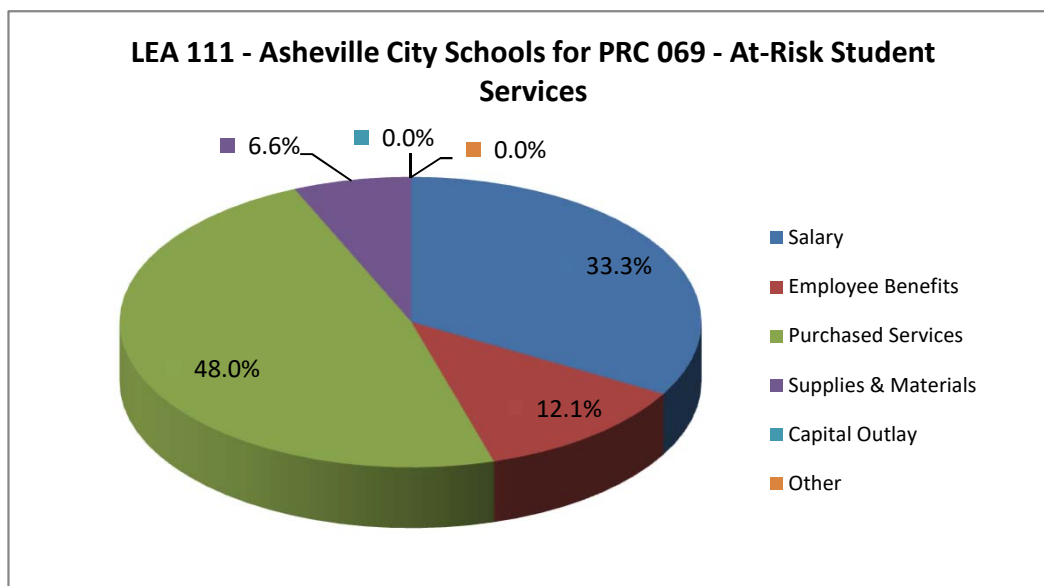
Page 2 of 3

LEA 111 - Asheville City Schools
PRC 069 - At-Risk Student Services

Fiscal Year 2019-2020 District Expenditures by LEA and Object Code as of 6/30/2020

Object Category/Object Code Description		Annual Expenditures	%
Salary			
424	Oil	-	0.00%
425	Tires and Tubes	-	0.00%
451	Food Purchase	-	0.00%
452	USDA Commodity Foods	-	0.00%
453	Food Processing Supplies	-	0.00%
459	Other Food Purchases	-	0.00%
461	Furniture and Equipment - Inventoried	-	0.00%
462	Computer Equipment - Inventoried	-	0.00%
471	Sales and Use Tax Expense	-	0.00%
472	Sales and Use Tax Refund	-	0.00%
Subtotal:		\$ 55,242	6.56%
Capital Outlay			
522	General Contract	\$ -	0.00%
529	Miscellaneous Contracts and Other Charges	-	0.00%
532	Improvements to Existing Sites	-	0.00%
541	Purchase of Furniture & Equipment - Capitalized	-	0.00%
542	Purchase of Computer Hardware - Capitalized	-	0.00%
551	Purchase of Vehicles	-	0.00%
552	License and Title Fees	-	0.00%
Subtotal:		\$ -	0.00%
Other			
361	Membership Dues and Fees	\$ -	0.00%
363	Assessments/Penalties	-	0.00%
371	Liability Insurance	-	0.00%
372	Vehicle Liability Insurance	-	0.00%
373	Property Insurance	-	0.00%
378	Scholastic Accident Insurance	-	0.00%
379	Other Insurance and Judgments	-	0.00%
715	Transfers to Multiple Enterprise Fund	-	0.00%
Subtotal:		\$ -	0.00%
Grand Total:		\$ 842,612	100.00%

Note: 1) Objects Codes with "M" indicator (412M and 413M) signifies the amounts sourced from MFR report
2) CRF Funds in PRC's 12x are not included in this report



LEA 111 - Asheville City Schools

PRC 073 - School Connectivity

Fiscal Year 2019-2020 District Expenditures by LEA and Object Code as of 6/30/2020

Object Category/Object Code	Description	Annual Expenditures	%
Salary			
111	Superintendent	\$ -	0.00%
112	Associate and Deputy Superintendent	-	0.00%
113	Director and/or Supervisor	-	0.00%
114	Principal/Headmaster	-	0.00%
115	Finance Officer	-	0.00%
116	Assistant Principal (Non-teaching)	-	0.00%
117	Other Assistant Principal Assignment	-	0.00%
118	Assistant Superintendent	-	0.00%
121	Teacher	-	0.00%
122	Interim Teacher – (Paid at Non-certified Rate)	-	0.00%
123	JROTC Teacher	-	0.00%
124	Foreign Exchange (VIF)	-	0.00%
125	New Teacher Orientation	-	0.00%
126	Extended Contracts	-	0.00%
127	Master Teacher	-	0.00%
	Re-employed Retired Teacher - Exempt from the		
128	Earnings Cap	-	0.00%
129_1	Above the Scale Salary (SBA)	-	0.00%
129_2	Above the Scale Salary (Other than SBA)	-	0.00%
131	Instructional Support I - Regular Teacher Pay Scale	-	0.00%
132	Instructional Support II - Advanced Pay Scale	-	0.00%
133	Psychologists	-	0.00%
135	Instructional Facilitators	-	0.00%
141	Teacher Assistant - Other	-	0.00%
142	Teacher Assistant - NCLB	-	0.00%
143	Tutor (Within the instructional day)	-	0.00%
144	Interpreter, Brailist, Translator, Education Interpreter	-	0.00%
145	Therapist	-	0.00%
146	School-Based Specialist	-	0.00%
147	Monitor	-	0.00%
148	Non-Certified Instructor	-	0.00%
149	School Resource Officer	-	0.00%
151	Office Support	-	0.00%
152	Technician	-	0.00%
153	Administrative Specialist (Central Support)	-	0.00%
162	Substitute Teacher - Regular Teacher Absence	-	0.00%
163	Substitute Teacher - Staff Development Absence	-	0.00%
164	Substitute Teacher - Full-Time Non-Certified	-	0.00%
165	Substitute - Non-Teaching	-	0.00%
	Teacher Assistant Salary When Substituting (Staff		
166	Development Absence)	-	0.00%
	Teacher Assistant Salary When Substituting (Regular		
167	Teacher Absence)	-	0.00%
171	Driver	-	0.00%
172	Driver Overtime	-	0.00%
173	Custodian	-	0.00%
174	Cafeteria Workers	-	0.00%
175	Skilled Trades	-	0.00%
176	Manager	-	0.00%
177	Work Study Student	-	0.00%
178	Day Care/Before/After School Care Staff	-	0.00%
180	Bonus Pay (Not Subject to Retirement)	-	0.00%
181	Supplement/Supplementary Pay	-	0.00%
182	Employee Allowances Taxable	-	0.00%
183	Bonus Pay (Subject to Retirement)	-	0.00%
187	Salary Differential	-	0.00%
191	Curriculum Development Pay	-	0.00%
192	Additional Responsibility Stipend	-	0.00%
193	Mentor Pay Stipend	-	0.00%
194	State-Designated Stipend	-	0.00%
195	Planning Period Stipend	-	0.00%

Updated on: October 2, 2020

Printed: 10/7/2020

Page 1 of 3

LEA 111 - Asheville City Schools

PRC 073 - School Connectivity

Fiscal Year 2019-2020 District Expenditures by LEA and Object Code as of 6/30/2020

Object Category/Object Code Description	Annual Expenditures	%
Salary		
196 Staff Development Participant Pay	-	0.00%
197 Staff Development Instructor	-	0.00%
198 Tutorial Pay	-	0.00%
199 Overtime Pay	-	0.00%
Subtotal: \$	-	0.00%
Employee Benefits		
211 Employer's Social Security Cost- Regular	\$ -	0.00%
221 Employer's Retirement Cost - Regular	-	0.00%
229 Other Retirement Cost	-	0.00%
231 Employer's Hospitalization Insurance	-	0.00%
232 Employer's Workers' Comp Insurance Cost	-	0.00%
233 Employer's Unemployment Insurance Cost	-	0.00%
234 Employer's Dental Insurance Cost	-	0.00%
235 Employer's Life Insurance Cost	-	0.00%
184 Longevity Pay	-	0.00%
185 Bonus Leave Payoff	-	0.00%
186 Short Term Disability Pay - Beyond Six Months	-	0.00%
188 Annual Leave Payoff	-	0.00%
189 Short Term Disability Pay – First Six Months	-	0.00%
Subtotal: \$	-	0.00%
Purchased Services		
311 Contracted Services	\$ -	0.00%
312 Workshop Expenses	-	0.00%
313 Advertising Cost	-	0.00%
314 Printing and Binding Fees	-	0.00%
315 Reproduction Costs	-	0.00%
316 Commercial Driver's License Medical Exam Expenses	-	0.00%
317 Psychological Contract Services	-	0.00%
318 Speech and Language Contracted Services	-	0.00%
319 Other Professional/Technical Contract Services	-	0.00%
321 Public Utilities - Electric Services	-	0.00%
322 Public Utilities - Natural Gas	-	0.00%
323 Public Utilities - Water/Sewer	-	0.00%
324 Waste Management	-	0.00%
Contracted Repairs and Maintenance – Land and Buildings	-	0.00%
325 Buildings	-	0.00%
326 Contracted Repairs and Maintenance - Equipment	-	0.00%
327 Rentals/Leases	-	0.00%
331 Pupil Transportation - Contracted	-	0.00%
332 Travel Reimbursement	-	0.00%
333 Field Trips	-	0.00%
341 Telephone	43,490	62.39%
342 Postage	-	0.00%
343 Telecommunications Services	-	0.00%
344 Mobile Communication Costs	-	0.00%
351 Tuition Reimbursements	-	0.00%
352 Employee Education Reimbursement	-	0.00%
353 Certification/Licensing Fees	-	0.00%
Subtotal: \$	43,490	62.39%
Supplies & Materials		
411 Supplies and Materials	\$ -	0.00%
412M State Textbooks (MFR Data Source)	-	0.00%
413 Other Textbooks	-	0.00%
413M Other Textbooks (MFR Data Source)	-	0.00%
414 Library Books (Regular and Replacement)	-	0.00%
415 Community College/University Textbooks	-	0.00%
418 Computer Software and Supplies	-	0.00%
421 Fuel for Facilities	-	0.00%
Repair Parts, Materials, and Related Labor, Grease, and		
422 Anti-Freeze	-	0.00%
423 Gas/Diesel Fuel	-	0.00%

Updated on: October 2, 2020

Printed: 10/7/2020

Page 2 of 3

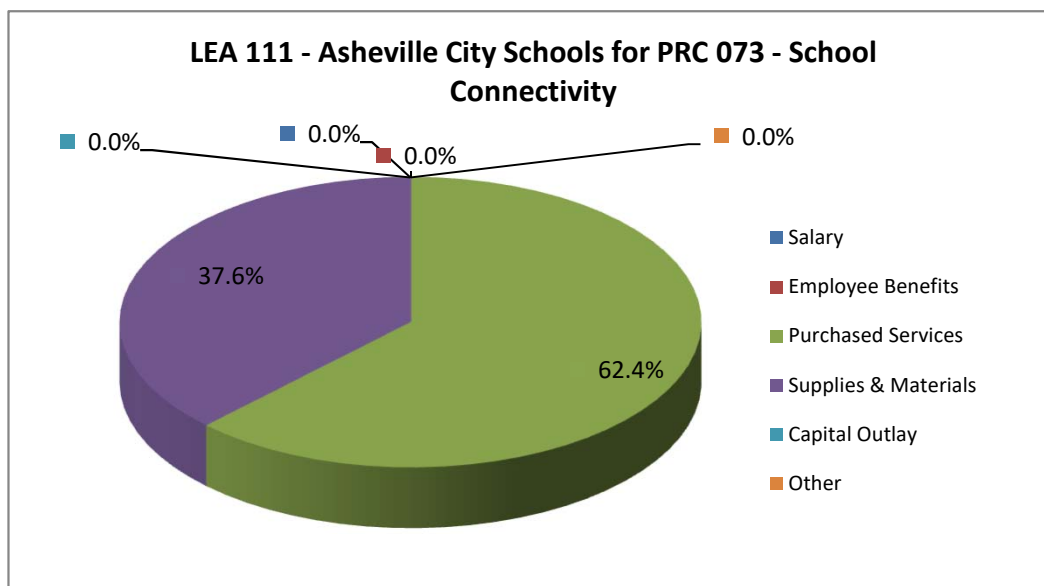
LEA 111 - Asheville City Schools

PRC 073 - School Connectivity

Fiscal Year 2019-2020 District Expenditures by LEA and Object Code as of 6/30/2020

Object Category/Object Code Description	Annual Expenditures	%
Salary		
424 Oil	-	0.00%
425 Tires and Tubes	-	0.00%
451 Food Purchase	-	0.00%
452 USDA Commodity Foods	-	0.00%
453 Food Processing Supplies	-	0.00%
459 Other Food Purchases	-	0.00%
461 Furniture and Equipment - Inventoried	-	0.00%
462 Computer Equipment - Inventoried	26,220	37.61%
471 Sales and Use Tax Expense	-	0.00%
472 Sales and Use Tax Refund	-	0.00%
Subtotal:	\$ 26,220	37.61%
Capital Outlay		
522 General Contract	\$ -	0.00%
529 Miscellaneous Contracts and Other Charges	-	0.00%
532 Improvements to Existing Sites	-	0.00%
541 Purchase of Furniture & Equipment - Capitalized	-	0.00%
542 Purchase of Computer Hardware - Capitalized	-	0.00%
551 Purchase of Vehicles	-	0.00%
552 License and Title Fees	-	0.00%
Subtotal:	\$ -	0.00%
Other		
361 Membership Dues and Fees	\$ -	0.00%
363 Assessments/Penalties	-	0.00%
371 Liability Insurance	-	0.00%
372 Vehicle Liability Insurance	-	0.00%
373 Property Insurance	-	0.00%
378 Scholastic Accident Insurance	-	0.00%
379 Other Insurance and Judgments	-	0.00%
715 Transfers to Multiple Enterprise Fund	-	0.00%
Subtotal:	\$ -	0.00%
Grand Total:	\$ 69,710	100.00%

Note: 1) Objects Codes with "M" indicator (412M and 413M) signifies the amounts sourced from MFR report
2) CRF Funds in PRC's 12x are not included in this report



LEA 111 - Asheville City Schools

PRC 078 - Digital Learning Initiative (DLI): Digital Literacy Solution

Fiscal Year 2019-2020 District Expenditures by LEA and Object Code as of 6/30/2020

Object Category/Object Code Description	Annual Expenditures	%
Salary		
111 Superintendent	\$ -	0.00%
112 Associate and Deputy Superintendent	-	0.00%
113 Director and/or Supervisor	-	0.00%
114 Principal/Headmaster	-	0.00%
115 Finance Officer	-	0.00%
116 Assistant Principal (Non-teaching)	-	0.00%
117 Other Assistant Principal Assignment	-	0.00%
118 Assistant Superintendent	-	0.00%
121 Teacher	-	0.00%
122 Interim Teacher – (Paid at Non-certified Rate)	-	0.00%
123 JROTC Teacher	-	0.00%
124 Foreign Exchange (VIF)	-	0.00%
125 New Teacher Orientation	-	0.00%
126 Extended Contracts	-	0.00%
127 Master Teacher	-	0.00%
Re-employed Retired Teacher - Exempt from the		
128 Earnings Cap	-	0.00%
129_1 Above the Scale Salary (SBA)	-	0.00%
129_2 Above the Scale Salary (Other than SBA)	-	0.00%
131 Instructional Support I - Regular Teacher Pay Scale	-	0.00%
132 Instructional Support II - Advanced Pay Scale	-	0.00%
133 Psychologists	-	0.00%
135 Instructional Facilitators	-	0.00%
141 Teacher Assistant - Other	-	0.00%
142 Teacher Assistant - NCLB	-	0.00%
143 Tutor (Within the instructional day)	-	0.00%
144 Interpreter, Brailist, Translator, Education Interpreter	-	0.00%
145 Therapist	-	0.00%
146 School-Based Specialist	-	0.00%
147 Monitor	-	0.00%
148 Non-Certified Instructor	-	0.00%
149 School Resource Officer	-	0.00%
151 Office Support	-	0.00%
152 Technician	-	0.00%
153 Administrative Specialist (Central Support)	-	0.00%
162 Substitute Teacher - Regular Teacher Absence	-	0.00%
163 Substitute Teacher - Staff Development Absence	-	0.00%
164 Substitute Teacher - Full-Time Non-Certified	-	0.00%
165 Substitute - Non-Teaching	-	0.00%
Teacher Assistant Salary When Substituting (Staff		
166 Development Absence)	-	0.00%
Teacher Assistant Salary When Substituting (Regular		
167 Teacher Absence)	-	0.00%
171 Driver	-	0.00%
172 Driver Overtime	-	0.00%
173 Custodian	-	0.00%
174 Cafeteria Workers	-	0.00%
175 Skilled Trades	-	0.00%
176 Manager	-	0.00%
177 Work Study Student	-	0.00%
178 Day Care/Before/After School Care Staff	-	0.00%
180 Bonus Pay (Not Subject to Retirement)	-	0.00%
181 Supplement/Supplementary Pay	-	0.00%
182 Employee Allowances Taxable	-	0.00%
183 Bonus Pay (Subject to Retirement)	-	0.00%
187 Salary Differential	-	0.00%
191 Curriculum Development Pay	-	0.00%
192 Additional Responsibility Stipend	-	0.00%
193 Mentor Pay Stipend	-	0.00%
194 State-Designated Stipend	-	0.00%
195 Planning Period Stipend	-	0.00%

Updated on: October 2, 2020

Printed: 10/7/2020

Page 1 of 3

LEA 111 - Asheville City Schools

PRC 078 - Digital Learning Initiative (DLI): Digital Literacy Solution

Fiscal Year 2019-2020 District Expenditures by LEA and Object Code as of 6/30/2020

Object Category/Object Code Description	Annual Expenditures	%
Salary		
196 Staff Development Participant Pay	-	0.00%
197 Staff Development Instructor	-	0.00%
198 Tutorial Pay	-	0.00%
199 Overtime Pay	-	0.00%
Subtotal: \$	-	0.00%
Employee Benefits		
211 Employer's Social Security Cost- Regular	\$ -	0.00%
221 Employer's Retirement Cost - Regular	-	0.00%
229 Other Retirement Cost	-	0.00%
231 Employer's Hospitalization Insurance	-	0.00%
232 Employer's Workers' Comp Insurance Cost	-	0.00%
233 Employer's Unemployment Insurance Cost	-	0.00%
234 Employer's Dental Insurance Cost	-	0.00%
235 Employer's Life Insurance Cost	-	0.00%
184 Longevity Pay	-	0.00%
185 Bonus Leave Payoff	-	0.00%
186 Short Term Disability Pay - Beyond Six Months	-	0.00%
188 Annual Leave Payoff	-	0.00%
189 Short Term Disability Pay – First Six Months	-	0.00%
Subtotal: \$	-	0.00%
Purchased Services		
311 Contracted Services	\$ -	0.00%
312 Workshop Expenses	-	0.00%
313 Advertising Cost	-	0.00%
314 Printing and Binding Fees	-	0.00%
315 Reproduction Costs	-	0.00%
316 Commercial Driver's License Medical Exam Expenses	-	0.00%
317 Psychological Contract Services	-	0.00%
318 Speech and Language Contracted Services	-	0.00%
319 Other Professional/Technical Contract Services	-	0.00%
321 Public Utilities - Electric Services	-	0.00%
322 Public Utilities - Natural Gas	-	0.00%
323 Public Utilities - Water/Sewer	-	0.00%
324 Waste Management	-	0.00%
Contracted Repairs and Maintenance – Land and Buildings	-	0.00%
325 Buildings	-	0.00%
326 Contracted Repairs and Maintenance - Equipment	-	0.00%
327 Rentals/Leases	-	0.00%
331 Pupil Transportation - Contracted	-	0.00%
332 Travel Reimbursement	-	0.00%
333 Field Trips	-	0.00%
341 Telephone	-	0.00%
342 Postage	-	0.00%
343 Telecommunications Services	-	0.00%
344 Mobile Communication Costs	-	0.00%
351 Tuition Reimbursements	-	0.00%
352 Employee Education Reimbursement	-	0.00%
353 Certification/Licensing Fees	-	0.00%
Subtotal: \$	-	0.00%
Supplies & Materials		
411 Supplies and Materials	\$ -	0.00%
412M State Textbooks (MFR Data Source)	-	0.00%
413 Other Textbooks	-	0.00%
413M Other Textbooks (MFR Data Source)	-	0.00%
414 Library Books (Regular and Replacement)	-	0.00%
415 Community College/University Textbooks	-	0.00%
418 Computer Software and Supplies	-	0.00%
421 Fuel for Facilities	-	0.00%
Repair Parts, Materials, and Related Labor, Grease, and		
422 Anti-Freeze	-	0.00%
423 Gas/Diesel Fuel	-	0.00%

Updated on: October 2, 2020

Printed: 10/7/2020

Page 2 of 3

LEA 111 - Asheville City Schools

PRC 078 - Digital Learning Initiative (DLI): Digital Literacy Solution

Fiscal Year 2019-2020 District Expenditures by LEA and Object Code as of 6/30/2020

Object Category/Object Code Description	Annual Expenditures	%
Salary		
424 Oil	-	0.00%
425 Tires and Tubes	-	0.00%
451 Food Purchase	-	0.00%
452 USDA Commodity Foods	-	0.00%
453 Food Processing Supplies	-	0.00%
459 Other Food Purchases	-	0.00%
461 Furniture and Equipment - Inventoried	-	0.00%
462 Computer Equipment - Inventoried	-	0.00%
471 Sales and Use Tax Expense	-	0.00%
472 Sales and Use Tax Refund	-	0.00%
Subtotal:	\$ -	0.00%
Capital Outlay		
522 General Contract	\$ -	0.00%
529 Miscellaneous Contracts and Other Charges	-	0.00%
532 Improvements to Existing Sites	-	0.00%
541 Purchase of Furniture & Equipment - Capitalized	-	0.00%
542 Purchase of Computer Hardware - Capitalized	-	0.00%
551 Purchase of Vehicles	-	0.00%
552 License and Title Fees	-	0.00%
Subtotal:	\$ -	0.00%
Other		
361 Membership Dues and Fees	\$ -	0.00%
363 Assessments/Penalties	-	0.00%
371 Liability Insurance	-	0.00%
372 Vehicle Liability Insurance	-	0.00%
373 Property Insurance	-	0.00%
378 Scholastic Accident Insurance	-	0.00%
379 Other Insurance and Judgments	-	0.00%
715 Transfers to Multiple Enterprise Fund	-	0.00%
Subtotal:	\$ -	0.00%
Grand Total:	\$ -	0.00%

Note: 1) Objects Codes with "M" indicator (412M and 413M) signifies the amounts sourced from MFR report
 2) CRF Funds in PRC's 12x are not included in this report

LEA 111 - Asheville City Schools for PRC 078 - Digital Learning Initiative (DLI): Digital Literacy Solution

0.0%

- Salary
- Employee Benefits
- Purchased Services
- Supplies & Materials
- Capital Outlay
- Other

LEA 111 - Asheville City Schools

PRC 079 - CTE - State: Education and Workforce Innovation Program

Fiscal Year 2019-2020 District Expenditures by LEA and Object Code as of 6/30/2020

Object Category/Object Code Description	Annual Expenditures	%
Salary		
111 Superintendent	\$ -	0.00%
112 Associate and Deputy Superintendent	-	0.00%
113 Director and/or Supervisor	-	0.00%
114 Principal/Headmaster	-	0.00%
115 Finance Officer	-	0.00%
116 Assistant Principal (Non-teaching)	-	0.00%
117 Other Assistant Principal Assignment	-	0.00%
118 Assistant Superintendent	-	0.00%
121 Teacher	-	0.00%
122 Interim Teacher – (Paid at Non-certified Rate)	-	0.00%
123 JROTC Teacher	-	0.00%
124 Foreign Exchange (VIF)	-	0.00%
125 New Teacher Orientation	-	0.00%
126 Extended Contracts	-	0.00%
127 Master Teacher	-	0.00%
Re-employed Retired Teacher - Exempt from the		
128 Earnings Cap	-	0.00%
129_1 Above the Scale Salary (SBA)	-	0.00%
129_2 Above the Scale Salary (Other than SBA)	-	0.00%
131 Instructional Support I - Regular Teacher Pay Scale	-	0.00%
132 Instructional Support II - Advanced Pay Scale	-	0.00%
133 Psychologists	-	0.00%
135 Instructional Facilitators	-	0.00%
141 Teacher Assistant - Other	-	0.00%
142 Teacher Assistant - NCLB	-	0.00%
143 Tutor (Within the instructional day)	-	0.00%
144 Interpreter, Brailist, Translator, Education Interpreter	-	0.00%
145 Therapist	-	0.00%
146 School-Based Specialist	-	0.00%
147 Monitor	-	0.00%
148 Non-Certified Instructor	-	0.00%
149 School Resource Officer	-	0.00%
151 Office Support	-	0.00%
152 Technician	-	0.00%
153 Administrative Specialist (Central Support)	-	0.00%
162 Substitute Teacher - Regular Teacher Absence	-	0.00%
163 Substitute Teacher - Staff Development Absence	-	0.00%
164 Substitute Teacher - Full-Time Non-Certified	-	0.00%
165 Substitute - Non-Teaching	-	0.00%
Teacher Assistant Salary When Substituting (Staff		
166 Development Absence)	-	0.00%
Teacher Assistant Salary When Substituting (Regular		
167 Teacher Absence)	-	0.00%
171 Driver	-	0.00%
172 Driver Overtime	-	0.00%
173 Custodian	-	0.00%
174 Cafeteria Workers	-	0.00%
175 Skilled Trades	-	0.00%
176 Manager	-	0.00%
177 Work Study Student	-	0.00%
178 Day Care/Before/After School Care Staff	-	0.00%
180 Bonus Pay (Not Subject to Retirement)	-	0.00%
181 Supplement/Supplementary Pay	-	0.00%
182 Employee Allowances Taxable	-	0.00%
183 Bonus Pay (Subject to Retirement)	-	0.00%
187 Salary Differential	-	0.00%
191 Curriculum Development Pay	-	0.00%
192 Additional Responsibility Stipend	-	0.00%
193 Mentor Pay Stipend	-	0.00%
194 State-Designated Stipend	-	0.00%
195 Planning Period Stipend	-	0.00%

Updated on: October 2, 2020

Printed: 10/7/2020

Page 1 of 3

LEA 111 - Asheville City Schools

PRC 079 - CTE - State: Education and Workforce Innovation Program

Fiscal Year 2019-2020 District Expenditures by LEA and Object Code as of 6/30/2020

Object Category/Object Code Description	Annual Expenditures	%
Salary		
196 Staff Development Participant Pay	-	0.00%
197 Staff Development Instructor	-	0.00%
198 Tutorial Pay	-	0.00%
199 Overtime Pay	-	0.00%
Subtotal: \$	-	0.00%
Employee Benefits		
211 Employer's Social Security Cost- Regular	\$ -	0.00%
221 Employer's Retirement Cost - Regular	-	0.00%
229 Other Retirement Cost	-	0.00%
231 Employer's Hospitalization Insurance	-	0.00%
232 Employer's Workers' Comp Insurance Cost	-	0.00%
233 Employer's Unemployment Insurance Cost	-	0.00%
234 Employer's Dental Insurance Cost	-	0.00%
235 Employer's Life Insurance Cost	-	0.00%
184 Longevity Pay	-	0.00%
185 Bonus Leave Payoff	-	0.00%
186 Short Term Disability Pay - Beyond Six Months	-	0.00%
188 Annual Leave Payoff	-	0.00%
189 Short Term Disability Pay – First Six Months	-	0.00%
Subtotal: \$	-	0.00%
Purchased Services		
311 Contracted Services	\$ -	0.00%
312 Workshop Expenses	-	0.00%
313 Advertising Cost	-	0.00%
314 Printing and Binding Fees	-	0.00%
315 Reproduction Costs	-	0.00%
316 Commercial Driver's License Medical Exam Expenses	-	0.00%
317 Psychological Contract Services	-	0.00%
318 Speech and Language Contracted Services	-	0.00%
319 Other Professional/Technical Contract Services	-	0.00%
321 Public Utilities - Electric Services	-	0.00%
322 Public Utilities - Natural Gas	-	0.00%
323 Public Utilities - Water/Sewer	-	0.00%
324 Waste Management	-	0.00%
325 Contracted Repairs and Maintenance – Land and Buildings	-	0.00%
326 Contracted Repairs and Maintenance - Equipment	-	0.00%
327 Rentals/Leases	-	0.00%
331 Pupil Transportation - Contracted	-	0.00%
332 Travel Reimbursement	-	0.00%
333 Field Trips	-	0.00%
341 Telephone	-	0.00%
342 Postage	-	0.00%
343 Telecommunications Services	-	0.00%
344 Mobile Communication Costs	-	0.00%
351 Tuition Reimbursements	-	0.00%
352 Employee Education Reimbursement	-	0.00%
353 Certification/Licensing Fees	-	0.00%
Subtotal: \$	-	0.00%
Supplies & Materials		
411 Supplies and Materials	\$ -	0.00%
412M State Textbooks (MFR Data Source)	-	0.00%
413 Other Textbooks	-	0.00%
413M Other Textbooks (MFR Data Source)	-	0.00%
414 Library Books (Regular and Replacement)	-	0.00%
415 Community College/University Textbooks	-	0.00%
418 Computer Software and Supplies	-	0.00%
421 Fuel for Facilities	-	0.00%
Repair Parts, Materials, and Related Labor, Grease, and		
422 Anti-Freeze	-	0.00%
423 Gas/Diesel Fuel	-	0.00%

Updated on: October 2, 2020

Printed: 10/7/2020

Page 2 of 3

LEA 111 - Asheville City Schools

PRC 079 - CTE - State: Education and Workforce Innovation Program

Fiscal Year 2019-2020 District Expenditures by LEA and Object Code as of 6/30/2020

Object Category/Object Code Description	Annual Expenditures	%
Salary		
424 Oil	-	0.00%
425 Tires and Tubes	-	0.00%
451 Food Purchase	-	0.00%
452 USDA Commodity Foods	-	0.00%
453 Food Processing Supplies	-	0.00%
459 Other Food Purchases	-	0.00%
461 Furniture and Equipment - Inventoried	-	0.00%
462 Computer Equipment - Inventoried	-	0.00%
471 Sales and Use Tax Expense	-	0.00%
472 Sales and Use Tax Refund	-	0.00%
Subtotal:	\$ -	0.00%
Capital Outlay		
522 General Contract	\$ -	0.00%
529 Miscellaneous Contracts and Other Charges	-	0.00%
532 Improvements to Existing Sites	-	0.00%
541 Purchase of Furniture & Equipment - Capitalized	-	0.00%
542 Purchase of Computer Hardware - Capitalized	-	0.00%
551 Purchase of Vehicles	-	0.00%
552 License and Title Fees	-	0.00%
Subtotal:	\$ -	0.00%
Other		
361 Membership Dues and Fees	\$ -	0.00%
363 Assessments/Penalties	-	0.00%
371 Liability Insurance	-	0.00%
372 Vehicle Liability Insurance	-	0.00%
373 Property Insurance	-	0.00%
378 Scholastic Accident Insurance	-	0.00%
379 Other Insurance and Judgments	-	0.00%
715 Transfers to Multiple Enterprise Fund	-	0.00%
Subtotal:	\$ -	0.00%
Grand Total:	\$ -	0.00%

Note: 1) Objects Codes with "M" indicator (412M and 413M) signifies the amounts sourced from MFR report
 2) CRF Funds in PRC's 12x are not included in this report

LEA 111 - Asheville City Schools for PRC 079 - CTE - State: Education and Workforce Innovation Program

0.00%

- Salary
- Employee Benefits
- Purchased Services
- Supplies & Materials
- Capital Outlay
- Other

LEA 111 - Asheville City Schools

PRC 085 - Early Grade Reading Proficiency

Fiscal Year 2019-2020 District Expenditures by LEA and Object Code as of 6/30/2020

Object Category/Object Code Description	Annual Expenditures	%
Salary		
111 Superintendent	\$ -	0.00%
112 Associate and Deputy Superintendent	-	0.00%
113 Director and/or Supervisor	-	0.00%
114 Principal/Headmaster	-	0.00%
115 Finance Officer	-	0.00%
116 Assistant Principal (Non-teaching)	-	0.00%
117 Other Assistant Principal Assignment	-	0.00%
118 Assistant Superintendent	-	0.00%
121 Teacher	-	0.00%
122 Interim Teacher – (Paid at Non-certified Rate)	-	0.00%
123 JROTC Teacher	-	0.00%
124 Foreign Exchange (VIF)	-	0.00%
125 New Teacher Orientation	-	0.00%
126 Extended Contracts	-	0.00%
127 Master Teacher	-	0.00%
Re-employed Retired Teacher - Exempt from the		
128 Earnings Cap	-	0.00%
129_1 Above the Scale Salary (SBA)	-	0.00%
129_2 Above the Scale Salary (Other than SBA)	-	0.00%
131 Instructional Support I - Regular Teacher Pay Scale	-	0.00%
132 Instructional Support II - Advanced Pay Scale	-	0.00%
133 Psychologists	-	0.00%
135 Instructional Facilitators	-	0.00%
141 Teacher Assistant - Other	-	0.00%
142 Teacher Assistant - NCLB	-	0.00%
143 Tutor (Within the instructional day)	-	0.00%
144 Interpreter, Brailist, Translator, Education Interpreter	-	0.00%
145 Therapist	-	0.00%
146 School-Based Specialist	-	0.00%
147 Monitor	-	0.00%
148 Non-Certified Instructor	-	0.00%
149 School Resource Officer	-	0.00%
151 Office Support	-	0.00%
152 Technician	-	0.00%
153 Administrative Specialist (Central Support)	-	0.00%
162 Substitute Teacher - Regular Teacher Absence	-	0.00%
163 Substitute Teacher - Staff Development Absence	-	0.00%
164 Substitute Teacher - Full-Time Non-Certified	-	0.00%
165 Substitute - Non-Teaching	-	0.00%
Teacher Assistant Salary When Substituting (Staff		
166 Development Absence)	-	0.00%
Teacher Assistant Salary When Substituting (Regular		
167 Teacher Absence)	-	0.00%
171 Driver	-	0.00%
172 Driver Overtime	-	0.00%
173 Custodian	-	0.00%
174 Cafeteria Workers	-	0.00%
175 Skilled Trades	-	0.00%
176 Manager	-	0.00%
177 Work Study Student	-	0.00%
178 Day Care/Before/After School Care Staff	-	0.00%
180 Bonus Pay (Not Subject to Retirement)	-	0.00%
181 Supplement/Supplementary Pay	-	0.00%
182 Employee Allowances Taxable	-	0.00%
183 Bonus Pay (Subject to Retirement)	-	0.00%
187 Salary Differential	-	0.00%
191 Curriculum Development Pay	-	0.00%
192 Additional Responsibility Stipend	-	0.00%
193 Mentor Pay Stipend	-	0.00%
194 State-Designated Stipend	-	0.00%
195 Planning Period Stipend	-	0.00%

Updated on: October 2, 2020

Printed: 10/7/2020

Page 1 of 3

LEA 111 - Asheville City Schools

PRC 085 - Early Grade Reading Proficiency

Fiscal Year 2019-2020 District Expenditures by LEA and Object Code as of 6/30/2020

Object Category/Object Code Description	Annual Expenditures	%
Salary		
196 Staff Development Participant Pay	-	0.00%
197 Staff Development Instructor	-	0.00%
198 Tutorial Pay	-	0.00%
199 Overtime Pay	-	0.00%
Subtotal: \$	-	0.00%
Employee Benefits		
211 Employer's Social Security Cost- Regular	\$ -	0.00%
221 Employer's Retirement Cost - Regular	-	0.00%
229 Other Retirement Cost	-	0.00%
231 Employer's Hospitalization Insurance	-	0.00%
232 Employer's Workers' Comp Insurance Cost	-	0.00%
233 Employer's Unemployment Insurance Cost	-	0.00%
234 Employer's Dental Insurance Cost	-	0.00%
235 Employer's Life Insurance Cost	-	0.00%
184 Longevity Pay	-	0.00%
185 Bonus Leave Payoff	-	0.00%
186 Short Term Disability Pay - Beyond Six Months	-	0.00%
188 Annual Leave Payoff	-	0.00%
189 Short Term Disability Pay – First Six Months	-	0.00%
Subtotal: \$	-	0.00%
Purchased Services		
311 Contracted Services	\$ -	0.00%
312 Workshop Expenses	-	0.00%
313 Advertising Cost	-	0.00%
314 Printing and Binding Fees	-	0.00%
315 Reproduction Costs	-	0.00%
316 Commercial Driver's License Medical Exam Expenses	-	0.00%
317 Psychological Contract Services	-	0.00%
318 Speech and Language Contracted Services	-	0.00%
319 Other Professional/Technical Contract Services	-	0.00%
321 Public Utilities - Electric Services	-	0.00%
322 Public Utilities - Natural Gas	-	0.00%
323 Public Utilities - Water/Sewer	-	0.00%
324 Waste Management	-	0.00%
325 Contracted Repairs and Maintenance – Land and Buildings	-	0.00%
326 Contracted Repairs and Maintenance - Equipment	-	0.00%
327 Rentals/Leases	-	0.00%
331 Pupil Transportation - Contracted	-	0.00%
332 Travel Reimbursement	-	0.00%
333 Field Trips	-	0.00%
341 Telephone	-	0.00%
342 Postage	-	0.00%
343 Telecommunications Services	-	0.00%
344 Mobile Communication Costs	-	0.00%
351 Tuition Reimbursements	-	0.00%
352 Employee Education Reimbursement	-	0.00%
353 Certification/Licensing Fees	-	0.00%
Subtotal: \$	-	0.00%
Supplies & Materials		
411 Supplies and Materials	\$ 428	1.55%
412M State Textbooks (MFR Data Source)	-	0.00%
413 Other Textbooks	-	0.00%
413M Other Textbooks (MFR Data Source)	-	0.00%
414 Library Books (Regular and Replacement)	-	0.00%
415 Community College/University Textbooks	-	0.00%
418 Computer Software and Supplies	61	0.22%
421 Fuel for Facilities	-	0.00%
Repair Parts, Materials, and Related Labor, Grease, and		
422 Anti-Freeze	-	0.00%
423 Gas/Diesel Fuel	-	0.00%

Updated on: October 2, 2020

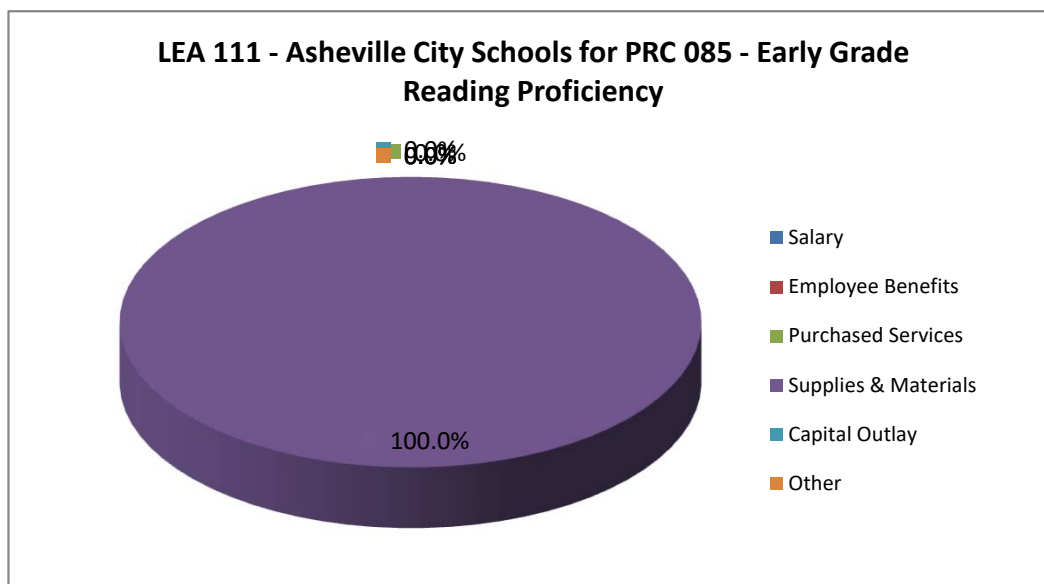
Printed: 10/7/2020

Page 2 of 3

LEA 111 - Asheville City Schools
PRC 085 - Early Grade Reading Proficiency
Fiscal Year 2019-2020 District Expenditures by LEA and Object Code as of 6/30/2020

Object Category/Object Code Description		Annual Expenditures	%
Salary			
424	Oil	-	0.00%
425	Tires and Tubes	-	0.00%
451	Food Purchase	-	0.00%
452	USDA Commodity Foods	-	0.00%
453	Food Processing Supplies	-	0.00%
459	Other Food Purchases	-	0.00%
461	Furniture and Equipment - Inventoried	-	0.00%
462	Computer Equipment - Inventoried	27,171	98.23%
471	Sales and Use Tax Expense	-	0.00%
472	Sales and Use Tax Refund	-	0.00%
Subtotal:		\$ 27,660	100.00%
Capital Outlay			
522	General Contract	\$ -	0.00%
529	Miscellaneous Contracts and Other Charges	-	0.00%
532	Improvements to Existing Sites	-	0.00%
541	Purchase of Furniture & Equipment - Capitalized	-	0.00%
542	Purchase of Computer Hardware - Capitalized	-	0.00%
551	Purchase of Vehicles	-	0.00%
552	License and Title Fees	-	0.00%
Subtotal:		\$ -	0.00%
Other			
361	Membership Dues and Fees	\$ -	0.00%
363	Assessments/Penalties	-	0.00%
371	Liability Insurance	-	0.00%
372	Vehicle Liability Insurance	-	0.00%
373	Property Insurance	-	0.00%
378	Scholastic Accident Insurance	-	0.00%
379	Other Insurance and Judgments	-	0.00%
715	Transfers to Multiple Enterprise Fund	-	0.00%
Subtotal:		\$ -	0.00%
Grand Total:		\$ 27,660	100.00%

Note: 1) Objects Codes with "M" indicator (412M and 413M) signifies the amounts sourced from MFR report
2) CRF Funds in PRC's 12x are not included in this report



LEA 111 - Asheville City Schools

PRC 095 - Special Dollar Allotment

Fiscal Year 2019-2020 District Expenditures by LEA and Object Code as of 6/30/2020

Object Category/Object Code Description	Annual Expenditures	%
Salary		
111 Superintendent	\$ -	0.00%
112 Associate and Deputy Superintendent	-	0.00%
113 Director and/or Supervisor	-	0.00%
114 Principal/Headmaster	-	0.00%
115 Finance Officer	-	0.00%
116 Assistant Principal (Non-teaching)	-	0.00%
117 Other Assistant Principal Assignment	-	0.00%
118 Assistant Superintendent	-	0.00%
121 Teacher	-	0.00%
122 Interim Teacher – (Paid at Non-certified Rate)	-	0.00%
123 JROTC Teacher	-	0.00%
124 Foreign Exchange (VIF)	-	0.00%
125 New Teacher Orientation	-	0.00%
126 Extended Contracts	-	0.00%
127 Master Teacher	-	0.00%
Re-employed Retired Teacher - Exempt from the		
128 Earnings Cap	-	0.00%
129_1 Above the Scale Salary (SBA)	-	0.00%
129_2 Above the Scale Salary (Other than SBA)	-	0.00%
131 Instructional Support I - Regular Teacher Pay Scale	-	0.00%
132 Instructional Support II - Advanced Pay Scale	-	0.00%
133 Psychologists	-	0.00%
135 Instructional Facilitators	-	0.00%
141 Teacher Assistant - Other	-	0.00%
142 Teacher Assistant - NCLB	-	0.00%
143 Tutor (Within the instructional day)	-	0.00%
144 Interpreter, Brailist, Translator, Education Interpreter	-	0.00%
145 Therapist	-	0.00%
146 School-Based Specialist	-	0.00%
147 Monitor	-	0.00%
148 Non-Certified Instructor	-	0.00%
149 School Resource Officer	-	0.00%
151 Office Support	-	0.00%
152 Technician	-	0.00%
153 Administrative Specialist (Central Support)	-	0.00%
162 Substitute Teacher - Regular Teacher Absence	-	0.00%
163 Substitute Teacher - Staff Development Absence	-	0.00%
164 Substitute Teacher - Full-Time Non-Certified	-	0.00%
165 Substitute - Non-Teaching	-	0.00%
Teacher Assistant Salary When Substituting (Staff		
166 Development Absence)	-	0.00%
Teacher Assistant Salary When Substituting (Regular		
167 Teacher Absence)	-	0.00%
171 Driver	-	0.00%
172 Driver Overtime	-	0.00%
173 Custodian	-	0.00%
174 Cafeteria Workers	-	0.00%
175 Skilled Trades	-	0.00%
176 Manager	-	0.00%
177 Work Study Student	-	0.00%
178 Day Care/Before/After School Care Staff	-	0.00%
180 Bonus Pay (Not Subject to Retirement)	-	0.00%
181 Supplement/Supplementary Pay	-	0.00%
182 Employee Allowances Taxable	-	0.00%
183 Bonus Pay (Subject to Retirement)	-	0.00%
187 Salary Differential	-	0.00%
191 Curriculum Development Pay	-	0.00%
192 Additional Responsibility Stipend	-	0.00%
193 Mentor Pay Stipend	-	0.00%
194 State-Designated Stipend	-	0.00%
195 Planning Period Stipend	-	0.00%

Updated on: October 2, 2020

Printed: 10/7/2020

Page 1 of 3

LEA 111 - Asheville City Schools

PRC 095 - Special Dollar Allotment

Fiscal Year 2019-2020 District Expenditures by LEA and Object Code as of 6/30/2020

Object Category/Object Code Description	Annual Expenditures	%
Salary		
196 Staff Development Participant Pay	-	0.00%
197 Staff Development Instructor	-	0.00%
198 Tutorial Pay	-	0.00%
199 Overtime Pay	-	0.00%
Subtotal: \$	-	0.00%
Employee Benefits		
211 Employer's Social Security Cost- Regular	\$ -	0.00%
221 Employer's Retirement Cost - Regular	-	0.00%
229 Other Retirement Cost	-	0.00%
231 Employer's Hospitalization Insurance	-	0.00%
232 Employer's Workers' Comp Insurance Cost	-	0.00%
233 Employer's Unemployment Insurance Cost	-	0.00%
234 Employer's Dental Insurance Cost	-	0.00%
235 Employer's Life Insurance Cost	-	0.00%
184 Longevity Pay	-	0.00%
185 Bonus Leave Payoff	-	0.00%
186 Short Term Disability Pay - Beyond Six Months	-	0.00%
188 Annual Leave Payoff	-	0.00%
189 Short Term Disability Pay – First Six Months	-	0.00%
Subtotal: \$	-	0.00%
Purchased Services		
311 Contracted Services	\$ -	0.00%
312 Workshop Expenses	-	0.00%
313 Advertising Cost	-	0.00%
314 Printing and Binding Fees	-	0.00%
315 Reproduction Costs	-	0.00%
316 Commercial Driver's License Medical Exam Expenses	-	0.00%
317 Psychological Contract Services	-	0.00%
318 Speech and Language Contracted Services	-	0.00%
319 Other Professional/Technical Contract Services	-	0.00%
321 Public Utilities - Electric Services	-	0.00%
322 Public Utilities - Natural Gas	-	0.00%
323 Public Utilities - Water/Sewer	-	0.00%
324 Waste Management	-	0.00%
325 Contracted Repairs and Maintenance – Land and Buildings	-	0.00%
326 Contracted Repairs and Maintenance - Equipment	-	0.00%
327 Rentals/Leases	-	0.00%
331 Pupil Transportation - Contracted	-	0.00%
332 Travel Reimbursement	-	0.00%
333 Field Trips	-	0.00%
341 Telephone	-	0.00%
342 Postage	-	0.00%
343 Telecommunications Services	-	0.00%
344 Mobile Communication Costs	-	0.00%
351 Tuition Reimbursements	-	0.00%
352 Employee Education Reimbursement	-	0.00%
353 Certification/Licensing Fees	-	0.00%
Subtotal: \$	-	0.00%
Supplies & Materials		
411 Supplies and Materials	\$ -	0.00%
412M State Textbooks (MFR Data Source)	-	0.00%
413 Other Textbooks	-	0.00%
413M Other Textbooks (MFR Data Source)	-	0.00%
414 Library Books (Regular and Replacement)	-	0.00%
415 Community College/University Textbooks	-	0.00%
418 Computer Software and Supplies	-	0.00%
421 Fuel for Facilities	-	0.00%
Repair Parts, Materials, and Related Labor, Grease, and		
422 Anti-Freeze	-	0.00%
423 Gas/Diesel Fuel	-	0.00%

Updated on: October 2, 2020

Printed: 10/7/2020

Page 2 of 3

LEA 111 - Asheville City Schools

PRC 095 - Special Dollar Allotment

Fiscal Year 2019-2020 District Expenditures by LEA and Object Code as of 6/30/2020

Object Category/Object Code Description	Annual Expenditures	%
Salary		
424 Oil	-	0.00%
425 Tires and Tubes	-	0.00%
451 Food Purchase	-	0.00%
452 USDA Commodity Foods	-	0.00%
453 Food Processing Supplies	-	0.00%
459 Other Food Purchases	-	0.00%
461 Furniture and Equipment - Inventoried	-	0.00%
462 Computer Equipment - Inventoried	-	0.00%
471 Sales and Use Tax Expense	-	0.00%
472 Sales and Use Tax Refund	-	0.00%
Subtotal:	\$ -	0.00%
Capital Outlay		
522 General Contract	\$ -	0.00%
529 Miscellaneous Contracts and Other Charges	-	0.00%
532 Improvements to Existing Sites	-	0.00%
541 Purchase of Furniture & Equipment - Capitalized	-	0.00%
542 Purchase of Computer Hardware - Capitalized	-	0.00%
551 Purchase of Vehicles	-	0.00%
552 License and Title Fees	-	0.00%
Subtotal:	\$ -	0.00%
Other		
361 Membership Dues and Fees	\$ -	0.00%
363 Assessments/Penalties	-	0.00%
371 Liability Insurance	-	0.00%
372 Vehicle Liability Insurance	-	0.00%
373 Property Insurance	-	0.00%
378 Scholastic Accident Insurance	-	0.00%
379 Other Insurance and Judgments	-	0.00%
715 Transfers to Multiple Enterprise Fund	-	0.00%
Subtotal:	\$ -	0.00%
Grand Total:	\$ -	0.00%

Note: 1) Objects Codes with "M" indicator (412M and 413M) signifies the amounts sourced from MFR report
2) CRF Funds in PRC's 12x are not included in this report

LEA 111 - Asheville City Schools for PRC 095 - Special Dollar Allotment

0.0%

- Salary
- Employee Benefits
- Purchased Services
- Supplies & Materials
- Capital Outlay
- Other

LEA 111 - Asheville City Schools

PRC 096 - Special Position Allotment

Fiscal Year 2019-2020 District Expenditures by LEA and Object Code as of 6/30/2020

Object Category/Object Code Description	Annual Expenditures	%
Salary		
111 Superintendent	\$ -	0.00%
112 Associate and Deputy Superintendent	-	0.00%
113 Director and/or Supervisor	-	0.00%
114 Principal/Headmaster	-	0.00%
115 Finance Officer	-	0.00%
116 Assistant Principal (Non-teaching)	-	0.00%
117 Other Assistant Principal Assignment	-	0.00%
118 Assistant Superintendent	-	0.00%
121 Teacher	-	0.00%
122 Interim Teacher – (Paid at Non-certified Rate)	-	0.00%
123 JROTC Teacher	-	0.00%
124 Foreign Exchange (VIF)	-	0.00%
125 New Teacher Orientation	-	0.00%
126 Extended Contracts	-	0.00%
127 Master Teacher	-	0.00%
Re-employed Retired Teacher - Exempt from the		
128 Earnings Cap	-	0.00%
129_1 Above the Scale Salary (SBA)	-	0.00%
129_2 Above the Scale Salary (Other than SBA)	-	0.00%
131 Instructional Support I - Regular Teacher Pay Scale	-	0.00%
132 Instructional Support II - Advanced Pay Scale	-	0.00%
133 Psychologists	-	0.00%
135 Instructional Facilitators	-	0.00%
141 Teacher Assistant - Other	-	0.00%
142 Teacher Assistant - NCLB	-	0.00%
143 Tutor (Within the instructional day)	-	0.00%
144 Interpreter, Brailist, Translator, Education Interpreter	-	0.00%
145 Therapist	-	0.00%
146 School-Based Specialist	-	0.00%
147 Monitor	-	0.00%
148 Non-Certified Instructor	-	0.00%
149 School Resource Officer	-	0.00%
151 Office Support	-	0.00%
152 Technician	-	0.00%
153 Administrative Specialist (Central Support)	-	0.00%
162 Substitute Teacher - Regular Teacher Absence	-	0.00%
163 Substitute Teacher - Staff Development Absence	-	0.00%
164 Substitute Teacher - Full-Time Non-Certified	-	0.00%
165 Substitute - Non-Teaching	-	0.00%
Teacher Assistant Salary When Substituting (Staff		
166 Development Absence)	-	0.00%
Teacher Assistant Salary When Substituting (Regular		
167 Teacher Absence)	-	0.00%
171 Driver	-	0.00%
172 Driver Overtime	-	0.00%
173 Custodian	-	0.00%
174 Cafeteria Workers	-	0.00%
175 Skilled Trades	-	0.00%
176 Manager	-	0.00%
177 Work Study Student	-	0.00%
178 Day Care/Before/After School Care Staff	-	0.00%
180 Bonus Pay (Not Subject to Retirement)	-	0.00%
181 Supplement/Supplementary Pay	-	0.00%
182 Employee Allowances Taxable	-	0.00%
183 Bonus Pay (Subject to Retirement)	-	0.00%
187 Salary Differential	-	0.00%
191 Curriculum Development Pay	-	0.00%
192 Additional Responsibility Stipend	-	0.00%
193 Mentor Pay Stipend	-	0.00%
194 State-Designated Stipend	-	0.00%
195 Planning Period Stipend	-	0.00%

Updated on: October 2, 2020

Printed: 10/7/2020

Page 1 of 3

LEA 111 - Asheville City Schools

PRC 096 - Special Position Allotment

Fiscal Year 2019-2020 District Expenditures by LEA and Object Code as of 6/30/2020

Object Category/Object Code Description	Annual Expenditures	%
Salary		
196 Staff Development Participant Pay	-	0.00%
197 Staff Development Instructor	-	0.00%
198 Tutorial Pay	-	0.00%
199 Overtime Pay	-	0.00%
Subtotal: \$	-	0.00%
Employee Benefits		
211 Employer's Social Security Cost- Regular	\$ -	0.00%
221 Employer's Retirement Cost - Regular	-	0.00%
229 Other Retirement Cost	-	0.00%
231 Employer's Hospitalization Insurance	-	0.00%
232 Employer's Workers' Comp Insurance Cost	-	0.00%
233 Employer's Unemployment Insurance Cost	-	0.00%
234 Employer's Dental Insurance Cost	-	0.00%
235 Employer's Life Insurance Cost	-	0.00%
184 Longevity Pay	-	0.00%
185 Bonus Leave Payoff	-	0.00%
186 Short Term Disability Pay - Beyond Six Months	-	0.00%
188 Annual Leave Payoff	-	0.00%
189 Short Term Disability Pay – First Six Months	-	0.00%
Subtotal: \$	-	0.00%
Purchased Services		
311 Contracted Services	\$ -	0.00%
312 Workshop Expenses	-	0.00%
313 Advertising Cost	-	0.00%
314 Printing and Binding Fees	-	0.00%
315 Reproduction Costs	-	0.00%
316 Commercial Driver's License Medical Exam Expenses	-	0.00%
317 Psychological Contract Services	-	0.00%
318 Speech and Language Contracted Services	-	0.00%
319 Other Professional/Technical Contract Services	-	0.00%
321 Public Utilities - Electric Services	-	0.00%
322 Public Utilities - Natural Gas	-	0.00%
323 Public Utilities - Water/Sewer	-	0.00%
324 Waste Management	-	0.00%
Contracted Repairs and Maintenance – Land and Buildings	-	0.00%
325 Buildings	-	0.00%
326 Contracted Repairs and Maintenance - Equipment	-	0.00%
327 Rentals/Leases	-	0.00%
331 Pupil Transportation - Contracted	-	0.00%
332 Travel Reimbursement	-	0.00%
333 Field Trips	-	0.00%
341 Telephone	-	0.00%
342 Postage	-	0.00%
343 Telecommunications Services	-	0.00%
344 Mobile Communication Costs	-	0.00%
351 Tuition Reimbursements	-	0.00%
352 Employee Education Reimbursement	-	0.00%
353 Certification/Licensing Fees	-	0.00%
Subtotal: \$	-	0.00%
Supplies & Materials		
411 Supplies and Materials	\$ -	0.00%
412M State Textbooks (MFR Data Source)	-	0.00%
413 Other Textbooks	-	0.00%
413M Other Textbooks (MFR Data Source)	-	0.00%
414 Library Books (Regular and Replacement)	-	0.00%
415 Community College/University Textbooks	-	0.00%
418 Computer Software and Supplies	-	0.00%
421 Fuel for Facilities	-	0.00%
Repair Parts, Materials, and Related Labor, Grease, and	-	0.00%
422 Anti-Freeze	-	0.00%
423 Gas/Diesel Fuel	-	0.00%

Updated on: October 2, 2020

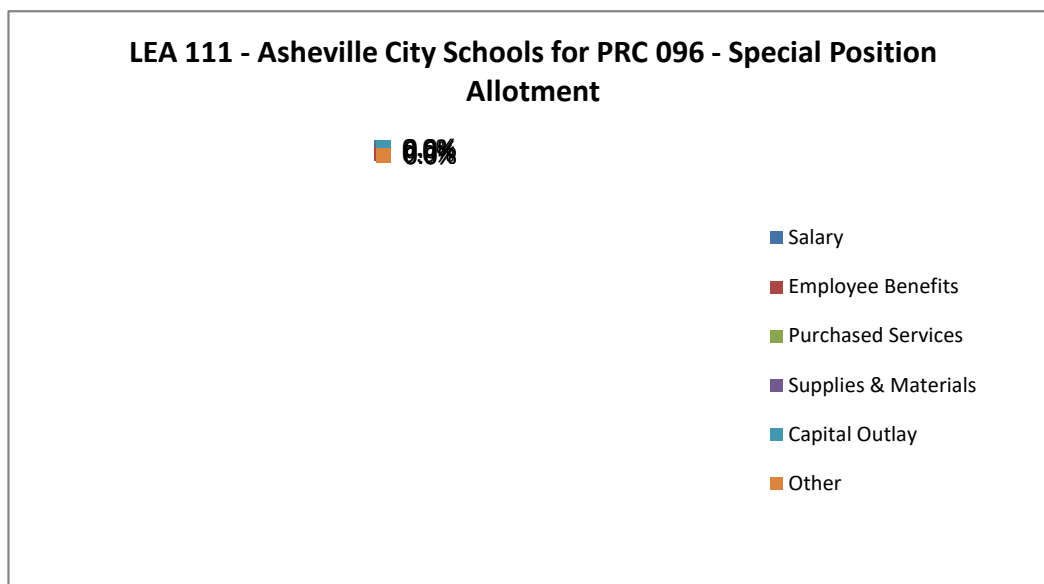
Printed: 10/7/2020

Page 2 of 3

LEA 111 - Asheville City Schools
PRC 096 - Special Position Allotment
Fiscal Year 2019-2020 District Expenditures by LEA and Object Code as of 6/30/2020

Object Category/Object Code Description	Annual Expenditures	%
Salary		
424 Oil	-	0.00%
425 Tires and Tubes	-	0.00%
451 Food Purchase	-	0.00%
452 USDA Commodity Foods	-	0.00%
453 Food Processing Supplies	-	0.00%
459 Other Food Purchases	-	0.00%
461 Furniture and Equipment - Inventoried	-	0.00%
462 Computer Equipment - Inventoried	-	0.00%
471 Sales and Use Tax Expense	-	0.00%
472 Sales and Use Tax Refund	-	0.00%
Subtotal:	\$ -	0.00%
Capital Outlay		
522 General Contract	\$ -	0.00%
529 Miscellaneous Contracts and Other Charges	-	0.00%
532 Improvements to Existing Sites	-	0.00%
541 Purchase of Furniture & Equipment - Capitalized	-	0.00%
542 Purchase of Computer Hardware - Capitalized	-	0.00%
551 Purchase of Vehicles	-	0.00%
552 License and Title Fees	-	0.00%
Subtotal:	\$ -	0.00%
Other		
361 Membership Dues and Fees	\$ -	0.00%
363 Assessments/Penalties	-	0.00%
371 Liability Insurance	-	0.00%
372 Vehicle Liability Insurance	-	0.00%
373 Property Insurance	-	0.00%
378 Scholastic Accident Insurance	-	0.00%
379 Other Insurance and Judgments	-	0.00%
715 Transfers to Multiple Enterprise Fund	-	0.00%
Subtotal:	\$ -	0.00%
Grand Total:	\$ -	0.00%

Note: 1) Objects Codes with "M" indicator (412M and 413M) signifies the amounts sourced from MFR report
2) CRF Funds in PRC's 12x are not included in this report



LEA 111 - Asheville City Schools

PRC 130 - State Textbooks (MFR Data Source)

Fiscal Year 2019-2020 District Expenditures by LEA and Object Code as of 6/30/2020

Object Category/Object Code Description	Annual Expenditures	%
Salary		
111 Superintendent	\$ -	0.00%
112 Associate and Deputy Superintendent	-	0.00%
113 Director and/or Supervisor	-	0.00%
114 Principal/Headmaster	-	0.00%
115 Finance Officer	-	0.00%
116 Assistant Principal (Non-teaching)	-	0.00%
117 Other Assistant Principal Assignment	-	0.00%
118 Assistant Superintendent	-	0.00%
121 Teacher	-	0.00%
122 Interim Teacher – (Paid at Non-certified Rate)	-	0.00%
123 JROTC Teacher	-	0.00%
124 Foreign Exchange (VIF)	-	0.00%
125 New Teacher Orientation	-	0.00%
126 Extended Contracts	-	0.00%
127 Master Teacher	-	0.00%
Re-employed Retired Teacher - Exempt from the		
128 Earnings Cap	-	0.00%
129_1 Above the Scale Salary (SBA)	-	0.00%
129_2 Above the Scale Salary (Other than SBA)	-	0.00%
131 Instructional Support I - Regular Teacher Pay Scale	-	0.00%
132 Instructional Support II - Advanced Pay Scale	-	0.00%
133 Psychologists	-	0.00%
135 Instructional Facilitators	-	0.00%
141 Teacher Assistant - Other	-	0.00%
142 Teacher Assistant - NCLB	-	0.00%
143 Tutor (Within the instructional day)	-	0.00%
144 Interpreter, Brailist, Translator, Education Interpreter	-	0.00%
145 Therapist	-	0.00%
146 School-Based Specialist	-	0.00%
147 Monitor	-	0.00%
148 Non-Certified Instructor	-	0.00%
149 School Resource Officer	-	0.00%
151 Office Support	-	0.00%
152 Technician	-	0.00%
153 Administrative Specialist (Central Support)	-	0.00%
162 Substitute Teacher - Regular Teacher Absence	-	0.00%
163 Substitute Teacher - Staff Development Absence	-	0.00%
164 Substitute Teacher - Full-Time Non-Certified	-	0.00%
165 Substitute - Non-Teaching	-	0.00%
Teacher Assistant Salary When Substituting (Staff		
166 Development Absence)	-	0.00%
Teacher Assistant Salary When Substituting (Regular		
167 Teacher Absence)	-	0.00%
171 Driver	-	0.00%
172 Driver Overtime	-	0.00%
173 Custodian	-	0.00%
174 Cafeteria Workers	-	0.00%
175 Skilled Trades	-	0.00%
176 Manager	-	0.00%
177 Work Study Student	-	0.00%
178 Day Care/Before/After School Care Staff	-	0.00%
180 Bonus Pay (Not Subject to Retirement)	-	0.00%
181 Supplement/Supplementary Pay	-	0.00%
182 Employee Allowances Taxable	-	0.00%
183 Bonus Pay (Subject to Retirement)	-	0.00%
187 Salary Differential	-	0.00%
191 Curriculum Development Pay	-	0.00%
192 Additional Responsibility Stipend	-	0.00%
193 Mentor Pay Stipend	-	0.00%
194 State-Designated Stipend	-	0.00%
195 Planning Period Stipend	-	0.00%

Updated on: October 2, 2020

Printed: 10/7/2020

Page 1 of 3


LEA 111 - Asheville City Schools
PRC 130 - State Textbooks (MFR Data Source)
Fiscal Year 2019-2020 District Expenditures by LEA and Object Code as of 6/30/2020

Object Category/Object Code Description	Annual Expenditures	%
Salary		
196 Staff Development Participant Pay	-	0.00%
197 Staff Development Instructor	-	0.00%
198 Tutorial Pay	-	0.00%
199 Overtime Pay	-	0.00%
Subtotal: \$	-	0.00%
Employee Benefits		
211 Employer's Social Security Cost- Regular	\$ -	0.00%
221 Employer's Retirement Cost - Regular	-	0.00%
229 Other Retirement Cost	-	0.00%
231 Employer's Hospitalization Insurance	-	0.00%
232 Employer's Workers' Comp Insurance Cost	-	0.00%
233 Employer's Unemployment Insurance Cost	-	0.00%
234 Employer's Dental Insurance Cost	-	0.00%
235 Employer's Life Insurance Cost	-	0.00%
184 Longevity Pay	-	0.00%
185 Bonus Leave Payoff	-	0.00%
186 Short Term Disability Pay - Beyond Six Months	-	0.00%
188 Annual Leave Payoff	-	0.00%
189 Short Term Disability Pay – First Six Months	-	0.00%
Subtotal: \$	-	0.00%
Purchased Services		
311 Contracted Services	\$ -	0.00%
312 Workshop Expenses	-	0.00%
313 Advertising Cost	-	0.00%
314 Printing and Binding Fees	-	0.00%
315 Reproduction Costs	-	0.00%
316 Commercial Driver's License Medical Exam Expenses	-	0.00%
317 Psychological Contract Services	-	0.00%
318 Speech and Language Contracted Services	-	0.00%
319 Other Professional/Technical Contract Services	-	0.00%
321 Public Utilities - Electric Services	-	0.00%
322 Public Utilities - Natural Gas	-	0.00%
323 Public Utilities - Water/Sewer	-	0.00%
324 Waste Management	-	0.00%
Contracted Repairs and Maintenance – Land and Buildings	-	0.00%
325 Buildings	-	0.00%
326 Contracted Repairs and Maintenance - Equipment	-	0.00%
327 Rentals/Leases	-	0.00%
331 Pupil Transportation - Contracted	-	0.00%
332 Travel Reimbursement	-	0.00%
333 Field Trips	-	0.00%
341 Telephone	-	0.00%
342 Postage	-	0.00%
343 Telecommunications Services	-	0.00%
344 Mobile Communication Costs	-	0.00%
351 Tuition Reimbursements	-	0.00%
352 Employee Education Reimbursement	-	0.00%
353 Certification/Licensing Fees	-	0.00%
Subtotal: \$	-	0.00%
Supplies & Materials		
411 Supplies and Materials	\$ -	0.00%
412M State Textbooks (MFR Data Source)	-	0.00%
413 Other Textbooks	-	0.00%
413M Other Textbooks (MFR Data Source)	-	0.00%
414 Library Books (Regular and Replacement)	-	0.00%
415 Community College/University Textbooks	-	0.00%
418 Computer Software and Supplies	-	0.00%
421 Fuel for Facilities	-	0.00%
Repair Parts, Materials, and Related Labor, Grease, and		
422 Anti-Freeze	-	0.00%
423 Gas/Diesel Fuel	-	0.00%

LEA 111 - Asheville City Schools
PRC 130 - State Textbooks (MFR Data Source)
Fiscal Year 2019-2020 District Expenditures by LEA and Object Code as of 6/30/2020

Object Category/Object Code Description	Annual Expenditures	%
Salary		
424 Oil	-	0.00%
425 Tires and Tubes	-	0.00%
451 Food Purchase	-	0.00%
452 USDA Commodity Foods	-	0.00%
453 Food Processing Supplies	-	0.00%
459 Other Food Purchases	-	0.00%
461 Furniture and Equipment - Inventoried	-	0.00%
462 Computer Equipment - Inventoried	-	0.00%
471 Sales and Use Tax Expense	-	0.00%
472 Sales and Use Tax Refund	-	0.00%
Subtotal:	\$ -	0.00%
Capital Outlay		
522 General Contract	\$ -	0.00%
529 Miscellaneous Contracts and Other Charges	-	0.00%
532 Improvements to Existing Sites	-	0.00%
541 Purchase of Furniture & Equipment - Capitalized	-	0.00%
542 Purchase of Computer Hardware - Capitalized	-	0.00%
551 Purchase of Vehicles	-	0.00%
552 License and Title Fees	-	0.00%
Subtotal:	\$ -	0.00%
Other		
361 Membership Dues and Fees	\$ -	0.00%
363 Assessments/Penalties	-	0.00%
371 Liability Insurance	-	0.00%
372 Vehicle Liability Insurance	-	0.00%
373 Property Insurance	-	0.00%
378 Scholastic Accident Insurance	-	0.00%
379 Other Insurance and Judgments	-	0.00%
715 Transfers to Multiple Enterprise Fund	-	0.00%
Subtotal:	\$ -	0.00%
Grand Total:	\$ -	0.00%

Note: 1) Objects Codes with "M" indicator (412M and 413M) signifies the amounts sourced from MFR report
2) CRF Funds in PRC's 12x are not included in this report



LEA 111 - Asheville City Schools

PRC 131 - Textbooks and Digital Resources (State Fund 1)

Fiscal Year 2019-2020 District Expenditures by LEA and Object Code as of 6/30/2020

Object Category/Object Code Description	Annual Expenditures	%
Salary		
111 Superintendent	\$ -	0.00%
112 Associate and Deputy Superintendent	-	0.00%
113 Director and/or Supervisor	-	0.00%
114 Principal/Headmaster	-	0.00%
115 Finance Officer	-	0.00%
116 Assistant Principal (Non-teaching)	-	0.00%
117 Other Assistant Principal Assignment	-	0.00%
118 Assistant Superintendent	-	0.00%
121 Teacher	-	0.00%
122 Interim Teacher – (Paid at Non-certified Rate)	-	0.00%
123 JROTC Teacher	-	0.00%
124 Foreign Exchange (VIF)	-	0.00%
125 New Teacher Orientation	-	0.00%
126 Extended Contracts	-	0.00%
127 Master Teacher	-	0.00%
Re-employed Retired Teacher - Exempt from the		
128 Earnings Cap	-	0.00%
129_1 Above the Scale Salary (SBA)	-	0.00%
129_2 Above the Scale Salary (Other than SBA)	-	0.00%
131 Instructional Support I - Regular Teacher Pay Scale	-	0.00%
132 Instructional Support II - Advanced Pay Scale	-	0.00%
133 Psychologists	-	0.00%
135 Instructional Facilitators	-	0.00%
141 Teacher Assistant - Other	-	0.00%
142 Teacher Assistant - NCLB	-	0.00%
143 Tutor (Within the instructional day)	-	0.00%
144 Interpreter, Brailist, Translator, Education Interpreter	-	0.00%
145 Therapist	-	0.00%
146 School-Based Specialist	-	0.00%
147 Monitor	-	0.00%
148 Non-Certified Instructor	-	0.00%
149 School Resource Officer	-	0.00%
151 Office Support	-	0.00%
152 Technician	-	0.00%
153 Administrative Specialist (Central Support)	-	0.00%
162 Substitute Teacher - Regular Teacher Absence	-	0.00%
163 Substitute Teacher - Staff Development Absence	-	0.00%
164 Substitute Teacher - Full-Time Non-Certified	-	0.00%
165 Substitute - Non-Teaching	-	0.00%
Teacher Assistant Salary When Substituting (Staff		
166 Development Absence)	-	0.00%
Teacher Assistant Salary When Substituting (Regular		
167 Teacher Absence)	-	0.00%
171 Driver	-	0.00%
172 Driver Overtime	-	0.00%
173 Custodian	-	0.00%
174 Cafeteria Workers	-	0.00%
175 Skilled Trades	-	0.00%
176 Manager	-	0.00%
177 Work Study Student	-	0.00%
178 Day Care/Before/After School Care Staff	-	0.00%
180 Bonus Pay (Not Subject to Retirement)	-	0.00%
181 Supplement/Supplementary Pay	-	0.00%
182 Employee Allowances Taxable	-	0.00%
183 Bonus Pay (Subject to Retirement)	-	0.00%
187 Salary Differential	-	0.00%
191 Curriculum Development Pay	-	0.00%
192 Additional Responsibility Stipend	-	0.00%
193 Mentor Pay Stipend	-	0.00%
194 State-Designated Stipend	-	0.00%
195 Planning Period Stipend	-	0.00%

Updated on: October 2, 2020

Printed: 10/7/2020

Page 1 of 3

LEA 111 - Asheville City Schools

PRC 131 - Textbooks and Digital Resources (State Fund 1)

Fiscal Year 2019-2020 District Expenditures by LEA and Object Code as of 6/30/2020

Object Category/Object Code Description	Annual Expenditures	%
Salary		
196 Staff Development Participant Pay	-	0.00%
197 Staff Development Instructor	-	0.00%
198 Tutorial Pay	-	0.00%
199 Overtime Pay	-	0.00%
Subtotal: \$	-	0.00%
Employee Benefits		
211 Employer's Social Security Cost- Regular	\$ -	0.00%
221 Employer's Retirement Cost - Regular	-	0.00%
229 Other Retirement Cost	-	0.00%
231 Employer's Hospitalization Insurance	-	0.00%
232 Employer's Workers' Comp Insurance Cost	-	0.00%
233 Employer's Unemployment Insurance Cost	-	0.00%
234 Employer's Dental Insurance Cost	-	0.00%
235 Employer's Life Insurance Cost	-	0.00%
184 Longevity Pay	-	0.00%
185 Bonus Leave Payoff	-	0.00%
186 Short Term Disability Pay - Beyond Six Months	-	0.00%
188 Annual Leave Payoff	-	0.00%
189 Short Term Disability Pay – First Six Months	-	0.00%
Subtotal: \$	-	0.00%
Purchased Services		
311 Contracted Services	\$ -	0.00%
312 Workshop Expenses	-	0.00%
313 Advertising Cost	-	0.00%
314 Printing and Binding Fees	-	0.00%
315 Reproduction Costs	-	0.00%
316 Commercial Driver's License Medical Exam Expenses	-	0.00%
317 Psychological Contract Services	-	0.00%
318 Speech and Language Contracted Services	-	0.00%
319 Other Professional/Technical Contract Services	-	0.00%
321 Public Utilities - Electric Services	-	0.00%
322 Public Utilities - Natural Gas	-	0.00%
323 Public Utilities - Water/Sewer	-	0.00%
324 Waste Management	-	0.00%
325 Contracted Repairs and Maintenance – Land and Buildings	-	0.00%
326 Contracted Repairs and Maintenance - Equipment	-	0.00%
327 Rentals/Leases	-	0.00%
331 Pupil Transportation - Contracted	-	0.00%
332 Travel Reimbursement	-	0.00%
333 Field Trips	-	0.00%
341 Telephone	-	0.00%
342 Postage	-	0.00%
343 Telecommunications Services	-	0.00%
344 Mobile Communication Costs	-	0.00%
351 Tuition Reimbursements	-	0.00%
352 Employee Education Reimbursement	-	0.00%
353 Certification/Licensing Fees	-	0.00%
Subtotal: \$	-	0.00%
Supplies & Materials		
411 Supplies and Materials	\$ 48,654	15.69%
412M State Textbooks (MFR Data Source)	-	0.00%
413 Other Textbooks	261,351	84.31%
413M Other Textbooks (MFR Data Source)	-	0.00%
414 Library Books (Regular and Replacement)	-	0.00%
415 Community College/University Textbooks	-	0.00%
418 Computer Software and Supplies	-	0.00%
421 Fuel for Facilities	-	0.00%
Repair Parts, Materials, and Related Labor, Grease, and		
422 Anti-Freeze	-	0.00%
423 Gas/Diesel Fuel	-	0.00%

Updated on: October 2, 2020

Printed: 10/7/2020

Page 2 of 3

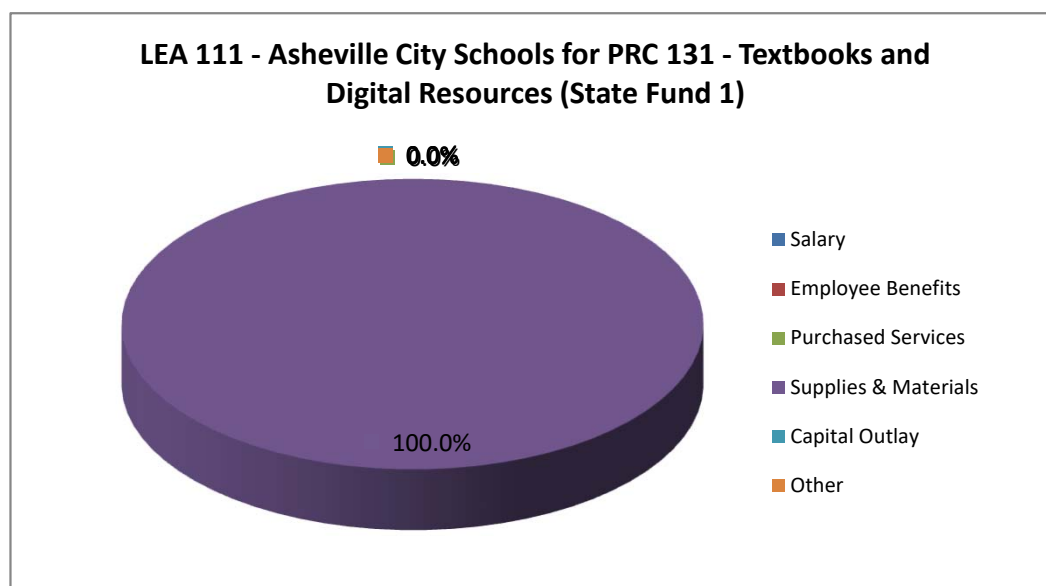
LEA 111 - Asheville City Schools

PRC 131 - Textbooks and Digital Resources (State Fund 1)

Fiscal Year 2019-2020 District Expenditures by LEA and Object Code as of 6/30/2020

Object Category/Object Code Description	Annual Expenditures	%
Salary		
424 Oil	-	0.00%
425 Tires and Tubes	-	0.00%
451 Food Purchase	-	0.00%
452 USDA Commodity Foods	-	0.00%
453 Food Processing Supplies	-	0.00%
459 Other Food Purchases	-	0.00%
461 Furniture and Equipment - Inventoried	-	0.00%
462 Computer Equipment - Inventoried	-	0.00%
471 Sales and Use Tax Expense	-	0.00%
472 Sales and Use Tax Refund	-	0.00%
Subtotal:	\$ 310,005	100.00%
Capital Outlay		
522 General Contract	\$ -	0.00%
529 Miscellaneous Contracts and Other Charges	-	0.00%
532 Improvements to Existing Sites	-	0.00%
541 Purchase of Furniture & Equipment - Capitalized	-	0.00%
542 Purchase of Computer Hardware - Capitalized	-	0.00%
551 Purchase of Vehicles	-	0.00%
552 License and Title Fees	-	0.00%
Subtotal:	\$ -	0.00%
Other		
361 Membership Dues and Fees	\$ -	0.00%
363 Assessments/Penalties	-	0.00%
371 Liability Insurance	-	0.00%
372 Vehicle Liability Insurance	-	0.00%
373 Property Insurance	-	0.00%
378 Scholastic Accident Insurance	-	0.00%
379 Other Insurance and Judgments	-	0.00%
715 Transfers to Multiple Enterprise Fund	-	0.00%
Subtotal:	\$ -	0.00%
Grand Total:	\$ 310,005	100.00%

Note: 1) Objects Codes with "M" indicator (412M and 413M) signifies the amounts sourced from MFR report
2) CRF Funds in PRC's 12x are not included in this report



LEA 111 - Asheville City Schools

PRC 153 - Business Modernization - LEA Allotment

Fiscal Year 2019-2020 District Expenditures by LEA and Object Code as of 6/30/2020

Object Category/Object Code Description	Annual Expenditures	%
Salary		
111 Superintendent	\$ -	0.00%
112 Associate and Deputy Superintendent	-	0.00%
113 Director and/or Supervisor	-	0.00%
114 Principal/Headmaster	-	0.00%
115 Finance Officer	-	0.00%
116 Assistant Principal (Non-teaching)	-	0.00%
117 Other Assistant Principal Assignment	-	0.00%
118 Assistant Superintendent	-	0.00%
121 Teacher	-	0.00%
122 Interim Teacher – (Paid at Non-certified Rate)	-	0.00%
123 JROTC Teacher	-	0.00%
124 Foreign Exchange (VIF)	-	0.00%
125 New Teacher Orientation	-	0.00%
126 Extended Contracts	-	0.00%
127 Master Teacher	-	0.00%
Re-employed Retired Teacher - Exempt from the		
128 Earnings Cap	-	0.00%
129_1 Above the Scale Salary (SBA)	-	0.00%
129_2 Above the Scale Salary (Other than SBA)	-	0.00%
131 Instructional Support I - Regular Teacher Pay Scale	-	0.00%
132 Instructional Support II - Advanced Pay Scale	-	0.00%
133 Psychologists	-	0.00%
135 Instructional Facilitators	-	0.00%
141 Teacher Assistant - Other	-	0.00%
142 Teacher Assistant - NCLB	-	0.00%
143 Tutor (Within the instructional day)	-	0.00%
144 Interpreter, Brailist, Translator, Education Interpreter	-	0.00%
145 Therapist	-	0.00%
146 School-Based Specialist	-	0.00%
147 Monitor	-	0.00%
148 Non-Certified Instructor	-	0.00%
149 School Resource Officer	-	0.00%
151 Office Support	-	0.00%
152 Technician	-	0.00%
153 Administrative Specialist (Central Support)	-	0.00%
162 Substitute Teacher - Regular Teacher Absence	-	0.00%
163 Substitute Teacher - Staff Development Absence	-	0.00%
164 Substitute Teacher - Full-Time Non-Certified	-	0.00%
165 Substitute - Non-Teaching	-	0.00%
Teacher Assistant Salary When Substituting (Staff		
166 Development Absence)	-	0.00%
Teacher Assistant Salary When Substituting (Regular		
167 Teacher Absence)	-	0.00%
171 Driver	-	0.00%
172 Driver Overtime	-	0.00%
173 Custodian	-	0.00%
174 Cafeteria Workers	-	0.00%
175 Skilled Trades	-	0.00%
176 Manager	-	0.00%
177 Work Study Student	-	0.00%
178 Day Care/Before/After School Care Staff	-	0.00%
180 Bonus Pay (Not Subject to Retirement)	-	0.00%
181 Supplement/Supplementary Pay	-	0.00%
182 Employee Allowances Taxable	-	0.00%
183 Bonus Pay (Subject to Retirement)	-	0.00%
187 Salary Differential	-	0.00%
191 Curriculum Development Pay	-	0.00%
192 Additional Responsibility Stipend	-	0.00%
193 Mentor Pay Stipend	-	0.00%
194 State-Designated Stipend	-	0.00%
195 Planning Period Stipend	-	0.00%

Updated on: October 2, 2020

Printed: 10/7/2020

Page 1 of 3

LEA 111 - Asheville City Schools

PRC 153 - Business Modernization - LEA Allotment

Fiscal Year 2019-2020 District Expenditures by LEA and Object Code as of 6/30/2020

Object Category/Object Code Description		Annual Expenditures	%
Salary			
196	Staff Development Participant Pay	-	0.00%
197	Staff Development Instructor	-	0.00%
198	Tutorial Pay	-	0.00%
199	Overtime Pay	-	0.00%
Subtotal:		\$ -	0.00%
Employee Benefits			
211	Employer's Social Security Cost- Regular	\$ -	0.00%
221	Employer's Retirement Cost - Regular	-	0.00%
229	Other Retirement Cost	-	0.00%
231	Employer's Hospitalization Insurance	-	0.00%
232	Employer's Workers' Comp Insurance Cost	-	0.00%
233	Employer's Unemployment Insurance Cost	-	0.00%
234	Employer's Dental Insurance Cost	-	0.00%
235	Employer's Life Insurance Cost	-	0.00%
184	Longevity Pay	-	0.00%
185	Bonus Leave Payoff	-	0.00%
186	Short Term Disability Pay - Beyond Six Months	-	0.00%
188	Annual Leave Payoff	-	0.00%
189	Short Term Disability Pay – First Six Months	-	0.00%
Subtotal:		\$ -	0.00%
Purchased Services			
311	Contracted Services	\$ -	0.00%
312	Workshop Expenses	-	0.00%
313	Advertising Cost	-	0.00%
314	Printing and Binding Fees	-	0.00%
315	Reproduction Costs	-	0.00%
316	Commercial Driver's License Medical Exam Expenses	-	0.00%
317	Psychological Contract Services	-	0.00%
318	Speech and Language Contracted Services	-	0.00%
319	Other Professional/Technical Contract Services	-	0.00%
321	Public Utilities - Electric Services	-	0.00%
322	Public Utilities - Natural Gas	-	0.00%
323	Public Utilities - Water/Sewer	-	0.00%
324	Waste Management	-	0.00%
325	Contracted Repairs and Maintenance – Land and Buildings	-	0.00%
326	Contracted Repairs and Maintenance - Equipment	-	0.00%
327	Rentals/Leases	-	0.00%
331	Pupil Transportation - Contracted	-	0.00%
332	Travel Reimbursement	-	0.00%
333	Field Trips	-	0.00%
341	Telephone	-	0.00%
342	Postage	-	0.00%
343	Telecommunications Services	-	0.00%
344	Mobile Communication Costs	-	0.00%
351	Tuition Reimbursements	-	0.00%
352	Employee Education Reimbursement	-	0.00%
353	Certification/Licensing Fees	-	0.00%
Subtotal:		\$ -	0.00%
Supplies & Materials			
411	Supplies and Materials	\$ -	0.00%
412M	State Textbooks (MFR Data Source)	-	0.00%
413	Other Textbooks	-	0.00%
413M	Other Textbooks (MFR Data Source)	-	0.00%
414	Library Books (Regular and Replacement)	-	0.00%
415	Community College/University Textbooks	-	0.00%
418	Computer Software and Supplies	-	0.00%
421	Fuel for Facilities	-	0.00%
422	Repair Parts, Materials, and Related Labor, Grease, and Anti-Freeze	-	0.00%
423	Gas/Diesel Fuel	-	0.00%

Updated on: October 2, 2020


Printed: 10/7/2020

Page 2 of 3

LEA 111 - Asheville City Schools
PRC 153 - Business Modernization - LEA Allotment
Fiscal Year 2019-2020 District Expenditures by LEA and Object Code as of 6/30/2020

Object Category/Object Code Description	Annual Expenditures	%
Salary		
424 Oil	-	0.00%
425 Tires and Tubes	-	0.00%
451 Food Purchase	-	0.00%
452 USDA Commodity Foods	-	0.00%
453 Food Processing Supplies	-	0.00%
459 Other Food Purchases	-	0.00%
461 Furniture and Equipment - Inventoried	-	0.00%
462 Computer Equipment - Inventoried	-	0.00%
471 Sales and Use Tax Expense	-	0.00%
472 Sales and Use Tax Refund	-	0.00%
Subtotal:	\$ -	0.00%
Capital Outlay		
522 General Contract	\$ -	0.00%
529 Miscellaneous Contracts and Other Charges	-	0.00%
532 Improvements to Existing Sites	-	0.00%
541 Purchase of Furniture & Equipment - Capitalized	-	0.00%
542 Purchase of Computer Hardware - Capitalized	-	0.00%
551 Purchase of Vehicles	-	0.00%
552 License and Title Fees	-	0.00%
Subtotal:	\$ -	0.00%
Other		
361 Membership Dues and Fees	\$ -	0.00%
363 Assessments/Penalties	-	0.00%
371 Liability Insurance	-	0.00%
372 Vehicle Liability Insurance	-	0.00%
373 Property Insurance	-	0.00%
378 Scholastic Accident Insurance	-	0.00%
379 Other Insurance and Judgments	-	0.00%
715 Transfers to Multiple Enterprise Fund	-	0.00%
Subtotal:	\$ -	0.00%
Grand Total:	\$ -	0.00%

Note: 1) Objects Codes with "M" indicator (412M and 413M) signifies the amounts sourced from MFR report
2) CRF Funds in PRC's 12x are not included in this report



LEA 111 - Asheville City Schools

PRC 154 - CRF- State Covid-19 Supplemental Funds

Fiscal Year 2019-2020 District Expenditures by LEA and Object Code as of 6/30/2020

Object Category/Object Code Description	Annual Expenditures	%
Salary		
111 Superintendent	\$ -	0.00%
112 Associate and Deputy Superintendent	-	0.00%
113 Director and/or Supervisor	-	0.00%
114 Principal/Headmaster	-	0.00%
115 Finance Officer	-	0.00%
116 Assistant Principal (Non-teaching)	-	0.00%
117 Other Assistant Principal Assignment	-	0.00%
118 Assistant Superintendent	-	0.00%
121 Teacher	-	0.00%
122 Interim Teacher – (Paid at Non-certified Rate)	-	0.00%
123 JROTC Teacher	-	0.00%
124 Foreign Exchange (VIF)	-	0.00%
125 New Teacher Orientation	-	0.00%
126 Extended Contracts	-	0.00%
127 Master Teacher	-	0.00%
Re-employed Retired Teacher - Exempt from the		
128 Earnings Cap	-	0.00%
129_1 Above the Scale Salary (SBA)	-	0.00%
129_2 Above the Scale Salary (Other than SBA)	-	0.00%
131 Instructional Support I - Regular Teacher Pay Scale	-	0.00%
132 Instructional Support II - Advanced Pay Scale	-	0.00%
133 Psychologists	-	0.00%
135 Instructional Facilitators	-	0.00%
141 Teacher Assistant - Other	-	0.00%
142 Teacher Assistant - NCLB	-	0.00%
143 Tutor (Within the instructional day)	-	0.00%
144 Interpreter, Brailist, Translator, Education Interpreter	-	0.00%
145 Therapist	-	0.00%
146 School-Based Specialist	-	0.00%
147 Monitor	-	0.00%
148 Non-Certified Instructor	-	0.00%
149 School Resource Officer	-	0.00%
151 Office Support	-	0.00%
152 Technician	-	0.00%
153 Administrative Specialist (Central Support)	-	0.00%
162 Substitute Teacher - Regular Teacher Absence	-	0.00%
163 Substitute Teacher - Staff Development Absence	-	0.00%
164 Substitute Teacher - Full-Time Non-Certified	-	0.00%
165 Substitute - Non-Teaching	-	0.00%
Teacher Assistant Salary When Substituting (Staff		
166 Development Absence)	-	0.00%
Teacher Assistant Salary When Substituting (Regular		
167 Teacher Absence)	-	0.00%
171 Driver	-	0.00%
172 Driver Overtime	-	0.00%
173 Custodian	3,192	2.50%
174 Cafeteria Workers	-	0.00%
175 Skilled Trades	-	0.00%
176 Manager	-	0.00%
177 Work Study Student	-	0.00%
178 Day Care/Before/After School Care Staff	-	0.00%
180 Bonus Pay (Not Subject to Retirement)	-	0.00%
181 Supplement/Supplementary Pay	-	0.00%
182 Employee Allowances Taxable	-	0.00%
183 Bonus Pay (Subject to Retirement)	-	0.00%
187 Salary Differential	-	0.00%
191 Curriculum Development Pay	-	0.00%
192 Additional Responsibility Stipend	-	0.00%
193 Mentor Pay Stipend	-	0.00%
194 State-Designated Stipend	-	0.00%
195 Planning Period Stipend	-	0.00%

Updated on: October 2, 2020

Printed: 10/7/2020

Page 1 of 3

LEA 111 - Asheville City Schools
PRC 154 - CRF- State Covid-19 Supplemental Funds
Fiscal Year 2019-2020 District Expenditures by LEA and Object Code as of 6/30/2020

Object Category/Object Code Description	Annual Expenditures	%
Salary		
196 Staff Development Participant Pay	-	0.00%
197 Staff Development Instructor	-	0.00%
198 Tutorial Pay	-	0.00%
199 Overtime Pay	-	0.00%
Subtotal: \$	3,192	2.50%
Employee Benefits		
211 Employer's Social Security Cost- Regular	\$ 244	0.19%
221 Employer's Retirement Cost - Regular	-	0.00%
229 Other Retirement Cost	-	0.00%
231 Employer's Hospitalization Insurance	-	0.00%
232 Employer's Workers' Comp Insurance Cost	-	0.00%
233 Employer's Unemployment Insurance Cost	-	0.00%
234 Employer's Dental Insurance Cost	-	0.00%
235 Employer's Life Insurance Cost	-	0.00%
184 Longevity Pay	-	0.00%
185 Bonus Leave Payoff	-	0.00%
186 Short Term Disability Pay - Beyond Six Months	-	0.00%
188 Annual Leave Payoff	-	0.00%
189 Short Term Disability Pay – First Six Months	-	0.00%
Subtotal: \$	244	0.19%
Purchased Services		
311 Contracted Services	\$ 38,423	30.05%
312 Workshop Expenses	-	0.00%
313 Advertising Cost	-	0.00%
314 Printing and Binding Fees	-	0.00%
315 Reproduction Costs	-	0.00%
316 Commercial Driver's License Medical Exam Expenses	-	0.00%
317 Psychological Contract Services	-	0.00%
318 Speech and Language Contracted Services	-	0.00%
319 Other Professional/Technical Contract Services	-	0.00%
321 Public Utilities - Electric Services	-	0.00%
322 Public Utilities - Natural Gas	-	0.00%
323 Public Utilities - Water/Sewer	-	0.00%
324 Waste Management	-	0.00%
Contracted Repairs and Maintenance – Land and Buildings	-	0.00%
325 Buildings	-	0.00%
326 Contracted Repairs and Maintenance - Equipment	-	0.00%
327 Rentals/Leases	-	0.00%
331 Pupil Transportation - Contracted	-	0.00%
332 Travel Reimbursement	-	0.00%
333 Field Trips	-	0.00%
341 Telephone	-	0.00%
342 Postage	4,298	3.36%
343 Telecommunications Services	-	0.00%
344 Mobile Communication Costs	-	0.00%
351 Tuition Reimbursements	-	0.00%
352 Employee Education Reimbursement	-	0.00%
353 Certification/Licensing Fees	-	0.00%
Subtotal: \$	42,721	33.41%
Supplies & Materials		
411 Supplies and Materials	\$ 80,005	62.57%
412M State Textbooks (MFR Data Source)	-	0.00%
413 Other Textbooks	-	0.00%
413M Other Textbooks (MFR Data Source)	-	0.00%
414 Library Books (Regular and Replacement)	-	0.00%
415 Community College/University Textbooks	-	0.00%
418 Computer Software and Supplies	-	0.00%
421 Fuel for Facilities	-	0.00%
Repair Parts, Materials, and Related Labor, Grease, and	-	0.00%
422 Anti-Freeze	-	0.00%
423 Gas/Diesel Fuel	-	0.00%

LEA 111 - Asheville City Schools
PRC 154 - CRF- State Covid-19 Supplemental Funds
Fiscal Year 2019-2020 District Expenditures by LEA and Object Code as of 6/30/2020

Object Category/Object Code Description	Annual Expenditures	%
Salary		
424 Oil	-	0.00%
425 Tires and Tubes	-	0.00%
451 Food Purchase	-	0.00%
452 USDA Commodity Foods	-	0.00%
453 Food Processing Supplies	-	0.00%
459 Other Food Purchases	-	0.00%
461 Furniture and Equipment - Inventoried	1,355	1.06%
462 Computer Equipment - Inventoried	342	0.27%
471 Sales and Use Tax Expense	-	0.00%
472 Sales and Use Tax Refund	-	0.00%
Subtotal:	\$ 81,703	63.90%
Capital Outlay		
522 General Contract	\$ -	0.00%
529 Miscellaneous Contracts and Other Charges	-	0.00%
532 Improvements to Existing Sites	-	0.00%
541 Purchase of Furniture & Equipment - Capitalized	-	0.00%
542 Purchase of Computer Hardware - Capitalized	-	0.00%
551 Purchase of Vehicles	-	0.00%
552 License and Title Fees	-	0.00%
Subtotal:	\$ -	0.00%
Other		
361 Membership Dues and Fees	\$ -	0.00%
363 Assessments/Penalties	-	0.00%
371 Liability Insurance	-	0.00%
372 Vehicle Liability Insurance	-	0.00%
373 Property Insurance	-	0.00%
378 Scholastic Accident Insurance	-	0.00%
379 Other Insurance and Judgments	-	0.00%
715 Transfers to Multiple Enterprise Fund	-	0.00%
Subtotal:	\$ -	0.00%
Grand Total:	\$ 127,860	100.00%

Note: 1) Objects Codes with "M" indicator (412M and 413M) signifies the amounts sourced from MFR report
2) CRF Funds in PRC's 12x are not included in this report

