



# Annual Report 2010-11

To The Community



*Papillion-La Vista School District*

*Excellence...One Student at a Time*

# Outstanding Student Achievement



**The Target** = 100% proficiency for every student in every measurement.

**The Goal** = continuous improvement for every student in every measurement.

## Facts About Student Achievement

- The PLSD writes its own assessments which measure how well students know the District content standards. The District assessments are challenging, instead of asking students to answer multiple choice questions, the assessments ask students to demonstrate and communicate their learning.

- Assessment information allows teams of teachers to compare results and identify strengths and weaknesses within the District.

- Unlike the District assessments, standardized tests and state tests are designed to provide districts, parents and community members an opportunity to compare. The purpose of national tests is to compare local students to a national sample and state tests compare local students to students throughout the state.

- The PLSD uses local, state and national test data to identify strengths and weaknesses and to set District-wide and school level goals for improvement.

The goal is to continually improve...

PLSD students are improving!

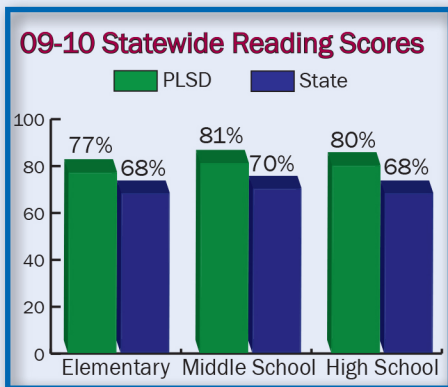
## Papillion-La Vista Students...

- Rank at or near the top of metro school districts on state reading, state writing and ACT tests.

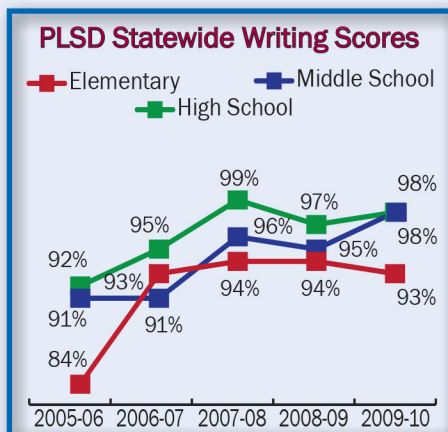
- Placed first among all state Class A high school districts on the state reading test.

- Show continuous improvement over time in every area.

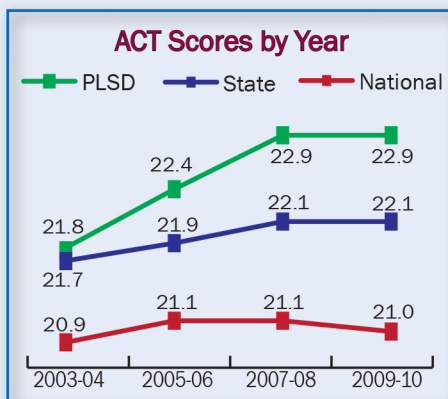
- Two students scored a perfect ACT score for 2010-11.



The state reading test was given for the first time in 2010. The chart above indicates percentage of students proficient.



The state writing test has been given since 2002. The chart above indicates percentage of students proficient and shows continuous improvement.



ACT is a national high school exam. It is voluntary for students but required for college entrance. This is the same test for everyone who takes it.

**Note:** 2009-10 is the most recent state data available. To review the complete State of the Schools Report visit: <http://reportcard.education.ne.gov/>



# Quality Programs for All Students

The PLSD prides itself on meeting the individual needs of all students through programs and activities offered for everyone. PL students excel in all types of curricular and co-curricular programs. Below are some of the highlights from the 2010-11 school year.

**127** business partners are actively engaged in student learning.

**28** sports teams qualified to play in the state tournament.

**4** teams received state championship trophies: baseball, cross country, softball and volleyball.

**1st** in the Nation was the title given to PLSHS volleyball team.

**4** robotics teams qualified for the national competition.



*A Zoo Academy student feeds a giraffe at Omaha's Henry Doorly Zoo as part of his hands-on classroom learning.*

**22** different academy programs are offered for juniors and seniors.

**70** state placements combined in DECA, FBLA, HOSA, Journalism, SkillsUSA and Speech.

**1,235** the total number of students with disabilities receiving services.

**1,135** the total number of students receiving gifted services.

**91%** of the parents gave PLSD a grade of A or B on a recent climate survey.

*(Left photo): PLHS students work on their robot during a competition.*



# Exceptional Teaching by Highly Trained Staff

## Number of Employees

827 certified  
558 classified

## Teacher Longevity

The average teacher has been with the District for 17.10 years.

## Class Sizes

Elementary 19.86  
Junior High 21.47  
High School 18.89

## Certified Staff Degrees

All certified teaching staff have a minimum of a bachelor's degree, many have acquired additional hours including...

- 458 master's degrees
- 16 educational specialist degrees
- 4 doctorates

There are 7 nationally certified teachers in the PLSD.

100% highly qualified teachers.

# PLSD Students

## Students in the PLSD are...

- 16% minority
- 22% free and reduced cost meals
- 10% military
  
- One PLSD graduate made all-state academic team and 21 students made all-state academic honorable mention.

## Graduate Scholarships

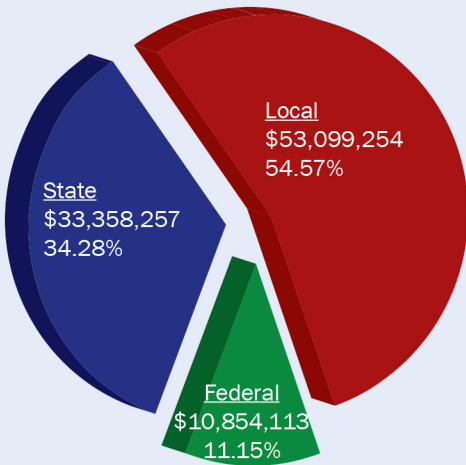
• 258 students received approximately \$13.6 million in scholarships.

## Where do PLSD graduates go?

- 84% secondary education
- 3% workforce
- 4% military
- 6% undecided
- 2% other

# District Funding

Where does the District get its funds?  
(2010-2011 school year)

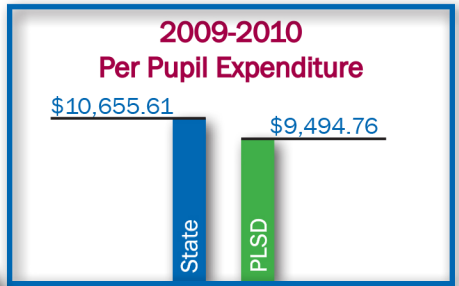
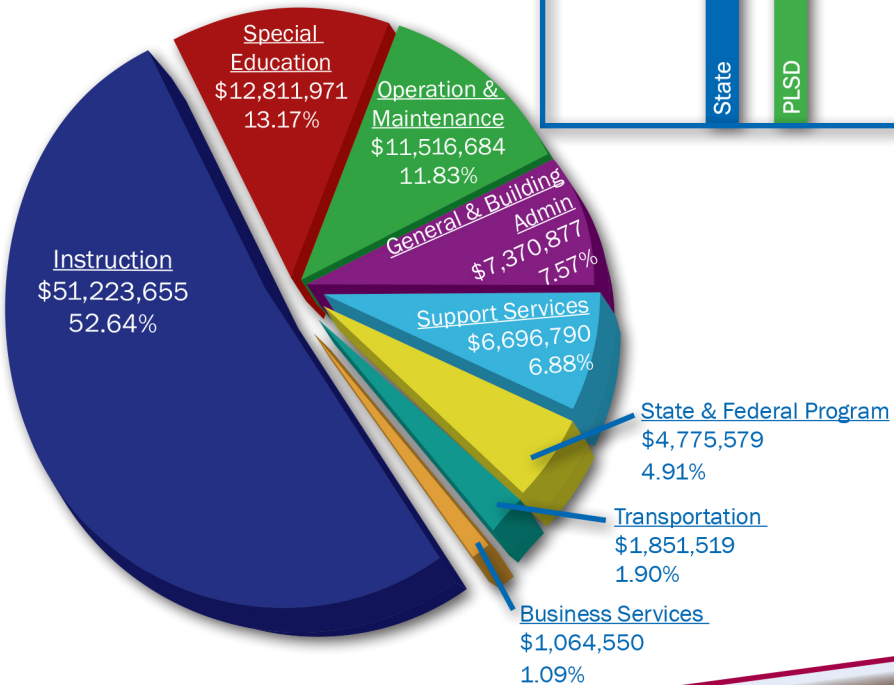


## Budget Facts

- Total operating budget \$103,561,625.
- PLSD has lost control over a large portion of tax ability due to the Learning Community (LC).
- LC sets common levy tax rate, common building levy and construction fund.
- Tax rate for the 2010-11 year increased \$0.0077.

# District Expenditures

Where do the District funds go?  
(2010-2011 school year)



# 2010-2011 Tax Facts

Tax Levy/\$100 assessed value.....\$1.25  
 Taxes/\$100,000 .....\$1,250  
 Total District Assessed Valuation .....  
 .....\$4,067,974,861

## 2010 Tax Rate

General Fund .....\$0.0976  
 Building Fund.....\$0.0000  
 Bond Fund .....\$.20274  
**PLSD Tax Rate .....\$0.30070**

LC Tax Rate .....\$0.95000  
 Total PLSD and LC Tax Rate....\$1.25070



A Portal Elementary student works on a math assignment.

# Vision 2020 Sets Future for PLSD

In June of 2010 a group of 95 community members, parents, teachers, students, principals, central office leaders and business members gathered together for a two day discussion about the future of education in the Papillion-La Vista School District. This discussion, known as Vision 2020, helped define the strategies and action steps for the District 10-11 strategic plan. The Vision 2020 group also helped define the 21st Century Skills for Success, which are the skills every graduate will master after 13 years of education in the PLSD. The District strategic plan is comprised of four main goals.



*Papillion-La Vista South High School seniors prepare for their graduation ceremony.*

## District Goals Drive Focus

### The District will...

- Meet the needs of all students through quality teaching, leadership and programs as measured by continuous improvement.
- Assure an effective learning environment through the recruitment, employment and retention of qualified staff.
- Provide facilities and manage resources that assure optimum student learning.
- Maximize the learning environment for all students through effective communication.

For more information on the strategic plan or Vision 2020,

Click us out: [www.paplv.org](http://www.paplv.org) or <http://www.innovationlabs.com/plsd/index.html>

## 21st Century Skills For Success

After 13 years of Education all Papillion-La Vista Graduates will be...

**Knowledgeable individuals** understand content necessary to be successful in a variety of endeavors.

**Information processors** access and analyze information from a variety of sources for different purposes.

**Effective communicators** apply their reading, speaking, writing, and listening skills to communicate effectively.

**Critical thinkers and problem solvers** assess the situation, gather important information and develop relevant, effective alternatives to reach a solution or decision.

**Self-directed learners** take the initiative to actively and independently inquire and apply learning to new and different situations.

**Collaborative individuals** value teamwork and the results achieved from multiple viewpoints and talents working together toward a common purpose.

**Active, responsible citizens** are well-informed and apply knowledge and skills to improve the quality of their lives and communities.

**Quality producers** create products and performances that reflect high standards.

**Personally and professionally responsible individuals** take responsibility for their own physical, intellectual, emotional, and social well-being.

**Individual leaders** have a strong sense of vision, have passion, and are able to inspire commitment.



## Quick Facts

9,906 Students  
1,385 Employees

14 Elementary Schools  
2 Junior Highs  
2 High Schools  
1 Alternative School

The District covers approximately 30 square miles.

4th Largest District in Nebraska

All elementary and secondary schools are fully accredited through the Department of Education and the North Central Association (NCA CASI).

1 of only 18 school districts in Nebraska that has District Accreditation from AdvancED.

Non-Profit Org.  
U.S. Postage  
PAID  
Omaha, NE  
Permit No. 23

Papillion-La Vista School District  
420 S. Washington Street  
Papillion, NE 68046

Click us out!

[www.paplv.org](http://www.paplv.org)

[www.facebook.com/PapillionLaVistaSchoolDistrict](https://www.facebook.com/PapillionLaVistaSchoolDistrict)

[www.twitter.com/plvschooldist](https://www.twitter.com/plvschooldist)

Click us out!  
[www.paplv.org](http://www.paplv.org)

## Board of Education Sets Vision for District

The PLSD Board of Education meetings are held on the second and fourth Monday of the month unless otherwise posted. Meetings begin at 7 p.m. in the PLSD central office at 420 S. Washington, Papillion. Meeting agendas and minutes can be found at [www.paplv.org](http://www.paplv.org)



Barry DeJong  
President



Valerie Fisher  
Vice  
President



Patricia  
Conway Boyd  
Treasurer



Bill Gess  
Secretary



Connie  
Bowne  
Member



Mike Jones  
Member

*This annual report is provided as a quick snapshot of the 2010-11 school year. It has been produced by the Communications Department. For more detailed information, check out the District Web page at [www.paplv.org](http://www.paplv.org) or contact the central office at 402-537-6200.*

*The Papillion-La Vista School District does not discriminate on the basis of race, color, national origin, sex, disability, religion, age or other protected status in its programs and activities and provides equal access to the Boy Scouts and other designated youth groups. The following persons have been designated to handle inquiries regarding the non-discrimination policies: Students: Dr. Brad Conner, Director of Student Services, 420 South Washington Street, Papillion, NE 68046 (402) 537-6214 ([bconner@paplv.org](mailto:bconner@paplv.org)). Employees and Others: Dr. Renee Hyde, Assistant Superintendent Human Resources, 420 South Washington Street, Papillion, NE 68046 (402) 537-6206 ([ryhde@paplv.org](mailto:ryhde@paplv.org)). Complaints or concerns involving discrimination or needs for accommodation or access should be addressed to the appropriate Coordinator. For further information about anti-discrimination laws and regulations, or to file a complaint of discrimination with the Office for Civil Rights in the U.S. Department of Education (OCR), please contact OCR at 8930 Ward Parkway, Suite 2037, Kansas City, Missouri 64114, (816) 268-0550 (voice), or (877) 521-2172 (telecommunications device for the deaf), or [ocr.kansascity@ed.gov](mailto:ocr.kansascity@ed.gov).*