



PAPILLION LA VISTA
COMMUNITY SCHOOLS



2022-23 School Year
Annual Report

Published January 2023

Be Known for Greatness



PLCS Strategic Plan

Three areas of focus were determined through the PLCS strategic planning process. Action teams have been implementing plans to accomplish each of the focus areas.

Focus Areas

1 Teaching and Learning

Provide all students with a rigorous core curriculum that honors diversity, maximizes innovative instruction, provides levels of individualized support, and results in demonstrated growth and achievement.

2 Mental Health

Provide each student with the opportunity to learn and refine the skills to achieve the mental, emotional, social, and physical wellbeing necessary for a happy, healthy, and productive lifestyle.

3 Human Resources

Provide all students with highly qualified staff that will foster a positive environment based in relationships. Recruit, develop, and retain a diverse staff to serve all students.

Rooted in Academics. Grown to Greatness.

As we started the 2022-23 school year our focus was on returning to a sense of normalcy for our students, staff, and community. Our number one priority was to go back to our roots and focus on our core academics. We know what makes PLCS great is our strong core academics, delivered by our dedicated staff. Our theme for the year is "Rooted in Academics. Grown to Greatness." We are determined to motivate each child to find their personal Greatness.

Throughout this report you will find highlights of the accomplishments achieved already this year and look forward to what our second semester may hold. You will see throughout these pages the dedication and commitment by the PLCS staff. They are truly second to none and what make PLCS Grown to Greatness.

Amy Pickett

Our Mission

The mission of Papillion La Vista Community Schools, an organization dedicated to greatness, is to prepare all students to realize their unique aspirations through rigorous instructional and innovative educational pathways, delivered by highly qualified, passionate educators through bold partnerships with families and community.

Board of Education

Unless otherwise posted, all Board meetings are held the second and fourth Mondays of each month at 6:00 p.m. at the PLCS Central Office (420 S. Washington St, Papillion). The agendas and live broadcasts are available through the website at www.plcschools.org/BoardMeetingsLive.

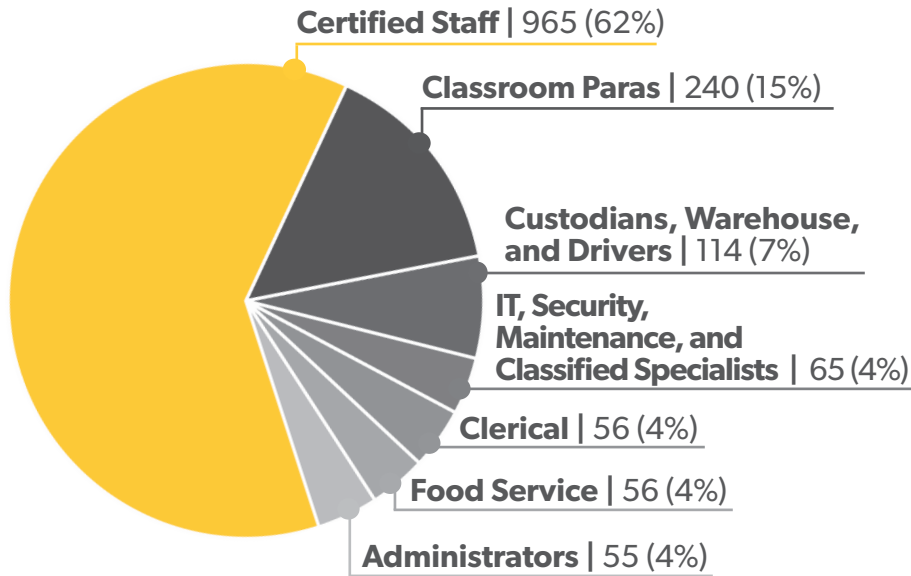


Board of Education - Back: Dr. Fred Tafoya (completing term in January 2023); Middle: Valerie Fisher, SuAnn Witt; Front: Marcus Madler, Brian Lodes, Skip Bailey
Note: Newly elected Board member Brittany Holtmeyer takes office on January 9, 2023. Production of this report was done prior to this date.



PLCS Dedicated Staff

PLCS Staff Breakdown 2022-23



Note: The 2022-23 breakdown for staff is based on the full-time equivalents, not on number of people.

Average Class Size 2022-23

- Elementary - 19.71
- Middle School - 21.26
- High School - 23.11

1,709
PLCS Employees
for a full-time
equivalent of 1,550.

Outstanding Staff Recognized as Greatness Award Winners

Every year, select PLCS employees are recognized as the Greatness Employees of the Year for their outstanding service and dedication. Greatness awards are given to one classified staff member, one elementary teacher/specialist, one secondary teacher/specialist, a rookie teacher, and, new in 2022, the substitute teacher award. These awards are possible through the financial support of the Papillion La Vista Schools Foundation.



Lori Kupfer
Classified Staff Member
Nicole Bennett
Elementary Specialist
Miranda Bush
Rookie Teacher
Joe Rohacik
Secondary Teacher

2020-21 Winners

Ray Keller
Secondary Teacher
Kate Heller Thomas
Classified Staff Member
Tiffany Gladney
Rookie Teacher
Renee Palumbo
Elementary Teacher
Greg Ebsen
Substitute Teacher



2021-22 Winners



Certified Staff Degrees

All certified teaching staff have a minimum of a bachelor's degree, and many have acquired additional degrees, including:

- **675** master's degrees
- **17** educational specialist degrees
- **9** doctorates
- **42** national certifications

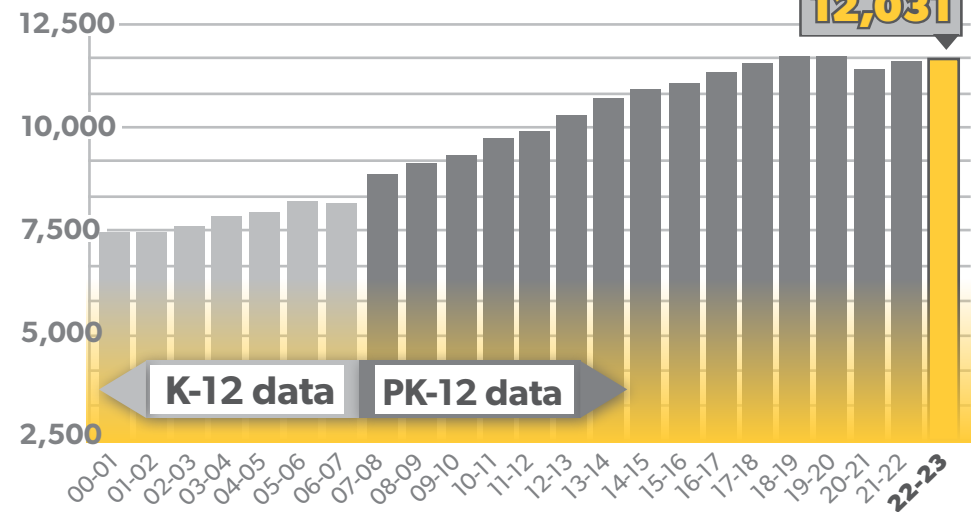
PLCS teachers average 13.9 years.

Student Demographics

Enrollment Begins to Rebound after COVID

When PLCS returned to school full time in the fall of 2020-21, there were over 350 fewer students. Due to COVID many families chose to homeschool or various other options for their child's education. This decrease in enrollment gave the district an opportunity to breathe after several years of very steady growth. Now two and half years later, the growth is beginning to rebound. A study conducted by RSP & Associates, an outside research firm, predicts that PLCS will continue to grow particularly at the elementary level.

Historical Student Enrollment



Note: Preschool enrollment data is not available before 2007-08.

2022-2023 Student Demographics

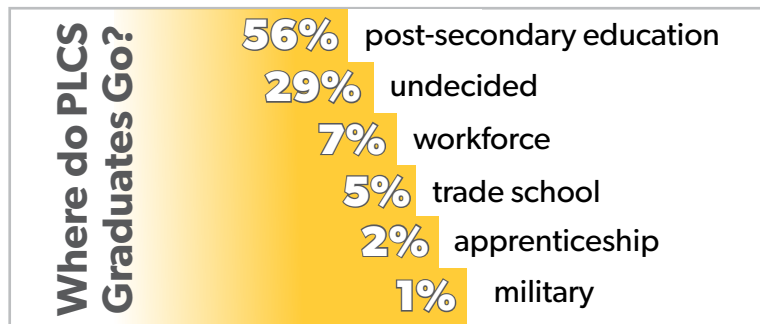
- **27%** minority
- **27%** free and reduced lunch
- **9%** military



PLCS 2022 Graduates

Graduates Exceed Expectations

- ▶ **976** PLCS seniors graduated in 2022.
- ▶ **\$36,647,683** in scholarship money was awarded to 462 graduates receiving a collective **1,533** scholarships.
- ▶ **4** seniors were named National Merit Finalists.



PLCS Graduation Rate Remains Very High



Academic Programs Provide Foundation for Success

- 9** **Academy Programs** give high school students hands-on education and experiences in specific careers.
- 18** **Unique Advanced Placement (AP) Classes** are offered.
- 25** **Exploratory Classes** are available for middle school students.
- 60** **High School Students** began their college career through College Jump Start programs.

PLCS Budget Facts

Board Decreases Tax Levy by 2 cents!

The Board of Education adopted the 2022-23 budget with a marginal increase of 2.8%. The largest portion of this increase is attributed to increase in staff salaries. Staff salaries and benefits are 86% of the total budget. Even with a modest increase in budget, the overall tax rate for this year decreased two cents. This is the 6th year in a row this Board of Education has either decreased or kept the tax rate steady.

Per-Pupil Expenditure

\$11,733.00

spent per student annually.

That's \$2,762.04 less than the state average, and 7th lowest in the state! The most recent data from the state is from the 2020-21 school year.

2022-23 Tax Facts

Tax Rate:

General Fund - \$1.007025
 Building Fund - \$0.026789
 Bond Fund - \$0.230848

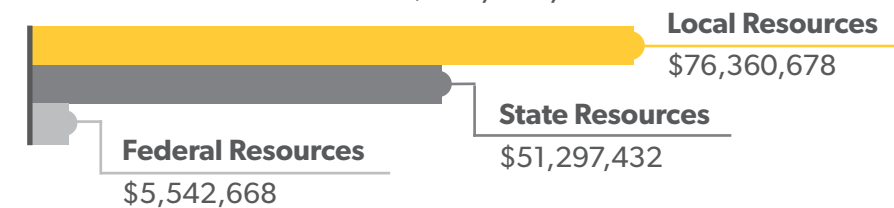
Total Levy - \$1.264662

Taxes per \$100,000 home
\$1,264.66

Total District assessed valuation
\$7,823,823,783

Where Does the Money Come From?

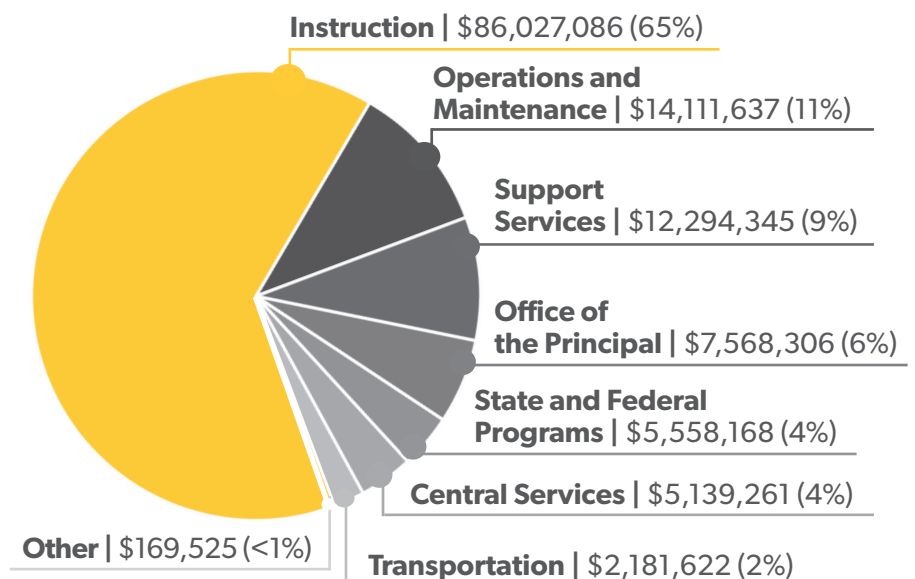
2021-2022 Total Revenue: \$133,200,778



PLCS has two main sources of income: state aid and property tax. The way Nebraska funds schools, as the assessed value within the district increases, state aid decreases.

Where Does the Money Go?

2021-2022 Total Expenditures: \$133,049,950



Note: Percentages are rounded.

2018 Bond Update

Thank you for supporting the 2018 Bond! Projects are near completion.

On Tuesday, May 15, 2018, PLCS residents voted overwhelmingly in support of a \$109.9 million bond. Construction began immediately and now the finishing touches are on the final projects. Each of the projects proposed in the 2018 bond issue are being completed as planned with even a few extra improvements made possible through bond proceeds. Take a look at these project highlights!

PLCS Keeps Bond Fund Tax Rate Below Proposed Increase

When voters approved the 2018 Bond Issue, they did so with a promise that four cents would be the maximum bond fund tax levy increase due to the bond. This chart indicates what happened to the bond fund tax after the 2018 bond was approved. The total increase is less than one cent.

2018	\$.2298 <i>decrease of .0065</i>
2019	\$.2343 <i>increase of .0045</i>
2020	\$.2187 <i>decrease of .0156</i>
2021	\$.2321 <i>increase of .0134</i>
2022	\$.2306 <i>decrease of .0015</i>



Controlled access entryways were added to Anderson Grove, Carriage Hill, G. Stanley Hall, La Vista West, Rumsey Station, and both high schools. Locks were added to five elementary schools without controlled access until construction could be done in a future bond issue.



Finishing kitchens and playground updates were added to the five elementary school projects. Finishing kitchens allow for another entree option and support the use of reusable silverware and plastic trays.



Carriage Hill, G. Stanley Hall, and La Vista West

Major renovations and improvements were made to three of the district's oldest elementary schools, bringing those schools to a modern standard similar to the newer elementary schools.

All open classrooms were closed with the addition of walls and doors.



Ashbury Elementary was built and a **classroom addition** was added to Anderson Grove and Liberty Middle School.

Technology infrastructure was improved throughout PLCS.



A new meeting room and additional parking lot were added to the PLCS Foundation Field stadium.



Enhanced skilled and technical trades opportunities at Papillion La Vista and Papillion La Vista South high schools with new facilities. Both high schools also received a new 9th grade wing and additional PE flex space/classrooms.



Scan for a direct look into PLCS technical trades classes!



Facility Needs Proposal

Board may propose a NO tax levy increase bond issue!

Over the past 5 months, the Board of Education has been accepting feedback on the PLCS facility needs proposal. Input was gathered through 21 community meetings, 25 staff meetings, social media, and online surveys. All together, there were 1,288 feedback forms collected from the various meetings which scored support for the overall proposal at 4.29 (5 = very supportive). The Board is currently waiting for data from a formal telephone survey being conducted by an outside research firm. Based on the survey data, along with all other data collected, the Board will determine if and how they want to proceed with a no tax levy increase bond issue vote.

NO Tax Levy increase proposed with the project list!



1 Proposal priority: **Improve safety and security.**

2 Proposal priority: **Update older facilities to today's standard of greatness.**

3 Proposal priority: **Prepare for student growth.**

Proposed Projects - No Tax Levy Increase

Safety and Security Upgrades

Improve safety and security at all schools.

Parkview Heights, Tara Heights, and Trumble Park

Major renovations and improvements to update these older elementary schools to meet today's standards, including expanding physically smaller classrooms to standard size.

Bell, Hickory Hill, Patriot, Portal, and Walnut Creek

Install controlled access entryways, add finishing kitchens, and complete improvements throughout these elementary schools.

Note: Bell already has a finishing kitchen.

La Vista Middle School and Papillion Middle School

Major renovations and improvements to La Vista Middle School and Papillion Middle School, including updating the science areas in both schools and adding a counseling area at LVMS.

PLHS and PLSHS

Updating the theater/auditoriums, including the addition of fine arts storage. Updating current baseball and softball complexes at both high schools. Adding a PE/activity space at PLHS similar to the one at PLSHS and a flex classroom at PLSHS similar to the one at PLHS.

Young Adult Transition Program (YATP)

A new facility for our students age 18-21 with severe disabilities. The program is leasing space that is too small for the students served.

Future School Property

Land potentially for a new elementary school and a new middle school. The land would be purchased now while it is available and can be sold if it is not needed in the future.

Technology Infrastructure

Increase performance and reliability of technology in all schools and support new safety and security systems.

Student Achievement Update

NWEA MAP Growth Testing Drives Instruction

Measure of Academic Progress (MAP) assessments are given to PLCS elementary students every fall, winter, and spring. MAP data helps determine what students know and what they are ready to learn next so teachers can modify their instruction. MAP is a computer adaptive test where questions are adjusted based on response. If students continue to answer correctly, the questions will get harder. If answers are incorrect, the questions will get easier. MAP data provides PLCS with an accurate picture of how students are performing and if they are improving over time at an appropriate level.

	Reading	Math
1st Grade	83rd percentile	86th percentile
2nd Grade	70th percentile	68th percentile
3rd Grade	73rd percentile	76th percentile
4th Grade	82nd percentile	85th percentile
5th Grade	80th percentile	79th percentile
6th Grade	83rd percentile	78th percentile
7th Grade	85th percentile	84th percentile
8th Grade	78th percentile	80th percentile

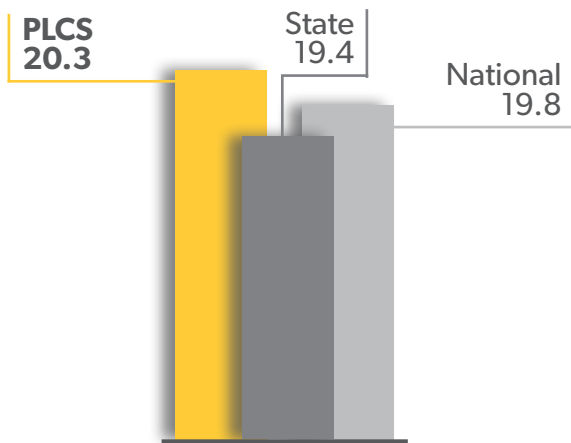
A percentile is a national comparison score. For example, if PLCS 1st graders are at the 83rd percentile, it means that PLCS 1st graders scored as well as or higher than 83% of other 1st grade students across the nation taking the same test.

Note: The most recent state MAP data is from Fall 2022.

PLCS Exceeds State and Nation on ACT Tests

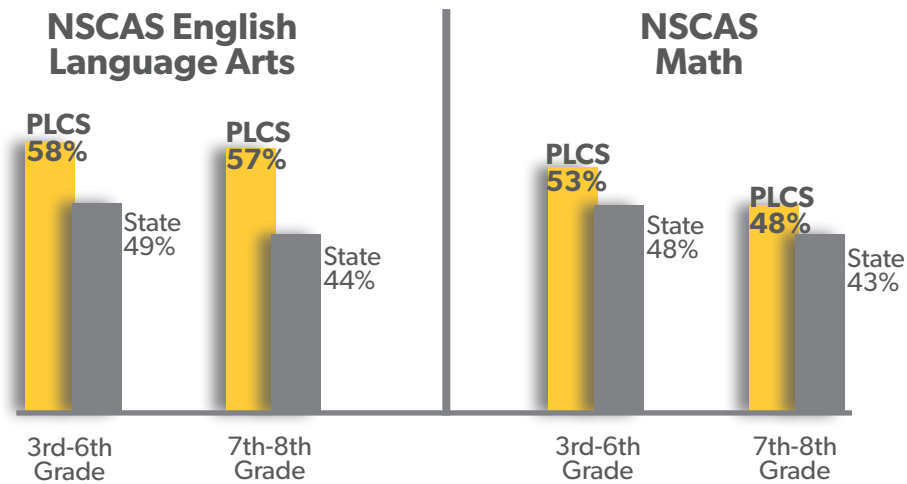
The ACT is a national high school exam intended to measure college readiness. Since 2017, the Nebraska Department of Education requires that all 11th grade students take the ACT as a part of NSCAS, even though many high school juniors have not completed the courses necessary to be successful on the ACT. The chart below represents the scores of all seniors. If a junior never took the test again beyond their required time from their junior year, their score from their junior year is represented here.

2022 Graduating Class Composite ACT Scores




PLCS Continues to Exceed State Scores

NSCAS is the statewide assessment system given to Nebraska students in 3rd-8th grade in the areas of English Language Arts (ELA) and math, and 5th and 8th grade in science. As a part of the NSCAS system, all juniors are also required to take the ACT. Below you will see how PLCS students performed compared to the state average.

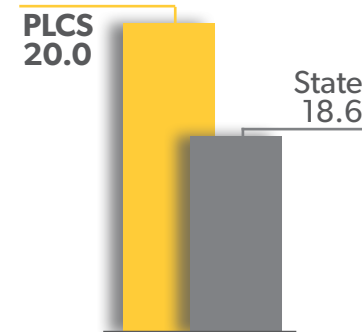


Note: The cut scores for ELA and math are the same cut scores the state used on the 2018 test, which was a different test. The cut scores for science are new and have been adjusted for the current science test.

NSCAS Science



NSCAS ACT (Juniors)



Note: The most recent state data is from 2021-22. To review the complete State of Schools Report, visit nep.education.ne.gov.





Scan to watch classroom stories on our YouTube channel!



Opportunity at a Glance

Numbers reflect the 2022-23 school year unless otherwise specified.

754

students receive additional services through the High Ability Learner (HAL) program.

860

PLCS sixth grade students spent two days at Outdoor Education.

100

kindergarten students jump started their education through Kindergarten Jump Start.

788

vocal music students in middle and high school.

1,281

band students in 6th-12th grade.

76

sports teams at the middle and high schools.

229

clubs and activities throughout all PLCS schools.

26

Unified teams at the middle and high schools.

33

state championships in sports and activities in 2021-22.

399

elementary students participated in summer school.

5,732

one-to-one computer devices distributed to middle and high school students.

405

students are in PLCS preschool.

BE KNOWN FOR OPPORTUNITY

Find us online!



Find us on the social media platform of your choice!

Register today to receive emails with updates on student achievement, bond issue projects, finances, student and staff highlights, job openings, and more! Send an email to communications@plcschools.org.

Scan the QR code to visit our website:



This report contains information primarily focused on the 2022-23 school year. However, some of the state data contained in this report also reflects the 2021-22 school year, because this is the most recent data available.

The annual report has been produced by the Communications Department. For more detailed information, check out the PLCS website at www.plcschools.org. You can contact the Central Office at [402-537-6200](tel:402-537-6200) or communications@plcschools.org.

The Papillion La Vista Community School District does not discriminate on the basis of race, color, national origin, sex, disability, religion, age or other protected status in its programs and activities and provides equal access to the Boy Scouts and other designated youth groups. The following persons have been designated to handle inquiries regarding the non-discrimination policies: Students: Dr. Trent Steele, Director of Secondary Human Resources and Student Services, 420 South Washington Street, Papillion, NE 68046, (402) 537-6214 (trent.steele@plcschools.org). Employees and Others: Dr. Kati Settles, Assistant Superintendent Human Resources, 420 South Washington Street, Papillion, NE 68046, (402) 537-6204 (kati.settles@plcschools.org). Complaints or concerns involving discrimination or needs for accommodation or access should be addressed to the appropriate Coordinator. For further information about anti-discrimination laws and regulations, or to file a complaint of discrimination with the Office for Civil Rights in the U.S. Department of Education (OCR), please contact OCR at One Petticoat Lane, 1010 Walnut Street, #320, Kansas City, Missouri 64106, (816) 268-0550 (voice), or (877) 521-2172 (telecommunications device for the deaf), or email ocr.kansascity@ed.gov.

Papillion La Vista Community Schools
420 S. Washington Street
Papillion, NE 68046

Non-Profit Org.
U.S. Postage
PAID
Omaha, NE
Permit No. 23