



PAPILLION LA VISTA COMMUNITY SCHOOLS

Be known for greatness



Annual Report

A progress report on the 2015-2016 school year

Be Known For Leadership

Message from Dr. Rikli

I can't believe I am wrapping up my third year as your Superintendent. It has been an incredible journey and one I am looking forward to for many years to come. I believe this year has been truly amazing and I am so excited to share with you the details throughout this report.



We started this year off by launching our new brand. After nearly a year of research including surveys and focus groups it was

determined that our school district needed a brand that made a strong statement about community and the amazing accomplishments of our staff and students. We changed our name to Papillion La Vista Community Schools and determined we will no longer be ignored.... We Will Be Known! Be known for greatness!

As you will see throughout this report, our staff and Board of Education have worked hard to bring our brand to life. Our student's test scores are once again among the top in the state and the strategic plan has set a road map for continued growth and success. Finances continue to be a struggle as PLC Schools lost \$1.3 million in revenue this year alone due to the Learning Community common levy. We are committed to our community and we promise to make the necessary decisions so our District remains in a solid financial position. We will also continue to fight legislatively against the Learning Community in hopes to regain some of the revenue we are losing.

I would encourage you to read through this report, check us out on Facebook, Twitter and at www.plcschools.org. It is important to us that you are informed so you too can share the pride I feel and help bring our brand to life.

Board of Education

The PLC Schools Board of Education meetings are held on the second and fourth Monday of the month unless otherwise posted. Meetings begin at 6 p.m. in the PLC Schools Central Office at 420 S. Washington, Papillion. Meeting agendas and minutes can be found at www.plcschools.org.



Jeremy Kinsey
President



Lee Denker
Vice President



Bill Gess
Secretary



Connie Bowne
Treasurer



Patricia Conway Boyd
Member



Valerie Fisher
Member

Strategic Plan

Goal 1

Individualized learning plans for students in grades 7-12.

Beginning

- Outlining a vision for high school and middle school education
- Enhancing career exploration & internship opportunities
- Eliminated class rank in preparation for individualized learning

Above is a quick overview of the strategic

Be Known for Achievement

PLC Schools is...

#1 in Writing

#2 in Reading

when compared to other Class A School Districts

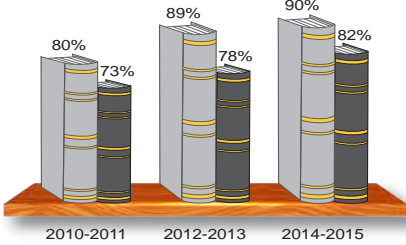
#1 in Math

#4 in Science

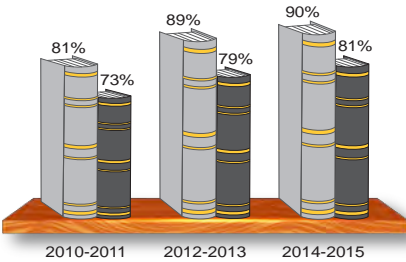
Statewide Reading

PLC Schools | State

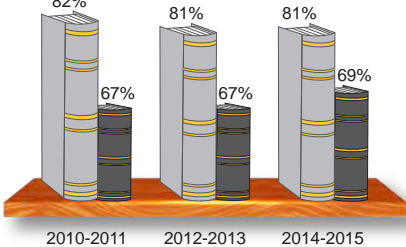
Elementary



Middle School



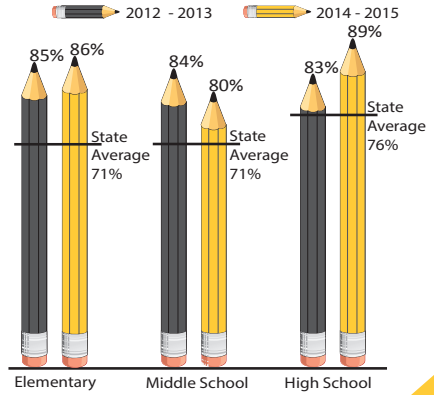
High School



Statewide Reading has been given since 2009. PLC Schools continue to score at or near the top in all levels.

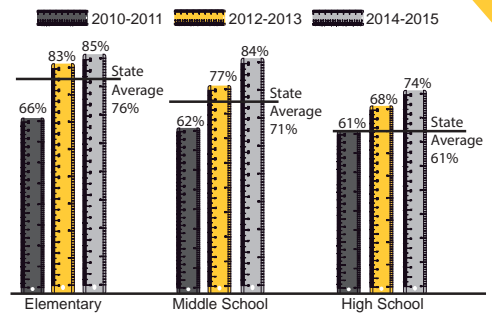
Note: The charts above indicate the percentage of students proficient. 2014-15 is the most recent state data available. To review the complete State of the Schools Report visit: <http://reportcard.education.ne.gov/>

Statewide Writing



Statewide Writing has been given since 2004. For Class A school districts, PLC Schools is ranked #1 overall.

Statewide Math



Statewide Math has been given since 2010. For Class A school districts, PLC Schools is ranked #1.

Goal 2

Provide access to quality early childhood programs.

In progress

- Secured a grant for home visits of infants & toddlers
- Added one classroom for early education
- Supporting community providers through professional development training

Goal 3

Research the possibility of implementing International Baccalaureate Programme or similar programmatic options.

Completed

- Decided not to implement due to cost and minimal student impact

Be Known for Dedicated Staff

Number of Employees

- 971 certified
- 697 classified

Teacher Longevity

The average teacher has been with the District for 12.47 years

Certified Staff Degrees

All certified teaching staff have a minimum of a bachelor's degree, many have acquired additional hours including...

- 543 master's degrees
- 16 educational specialist degrees
- 5 doctorates

There are 4 nationally certified teachers in the PLC Schools

100% highly qualified teachers



Average Class Sizes

- Elementary 20.24
- Middle School 21.15
- High School 21.40

Be Known for Exceptional Students

Student Enrollment

Students in the PLC Schools are...

- 19% minority
- 24% free and reduced lunch
- 7% military

PLC Schools 2015 Graduates

- 96% graduation rate
- 334 students received approximately \$22.3 million in scholarships

Where do PLC Schools Graduates Go?

- 88% secondary education*
- 4% workforce
- 3% military
- 4% undecided
- 1% other

*2014-15 data, the most current available.



- 54 students received AP Scholars honors with three being National AP Scholars*.
- Two students were named National Merit Finalists.

Goal 4

Research and recommend programs and services that support students socially, emotionally, and behaviorally.

In progress

- Implemented PBiS behavior program
- Expanded behavior coaches
- Partnered with Project Harmony for mental health services

Goal 5

Provide access to comprehensive world language instruction offerings in grades K-12.

In progress

- Implementing Spanish I for 8th grade students in 2016-17
- Exploring other world language offerings K-12

Be Known for Fiscal Responsibility

PLC Schools is currently facing a challenging financial time. With the continual loss of revenue due to the Learning Community common levy and other cuts in funding, the growth of district expenditures is out pacing revenue causing the District to make some difficult decisions. To be fiscally responsible, PLC Schools is continually looking at daily operations and determining ways to be more efficient. There has been and will continue to be efforts to realign and prioritize expenses so they do not exceed revenue. PLC Schools is committed to fiscal responsibility while maintaining excellence in education.

Tax Facts

2015 Tax Rate

	General Fund - \$0.11412
	Building Fund - \$0.01000
	Bond Fund - \$0.22843
	+ Total Tax Rate - \$0.35255
+	Learning Community Levy - \$0.95

	Total PLC Schools and LC Tax Rate -
	<i>Tax levy/\$100 assessed value</i> \$1.30255

Taxes/\$100,000 home - **\$1,302.55**
 Total District assessed valuation - **\$4,751,885,810**

Per Pupil Expenditure

\$9,706.81/ 
 Spent Per Student
 Annually

That's \$1,912.53 less than the state average and the 4th lowest in the state!

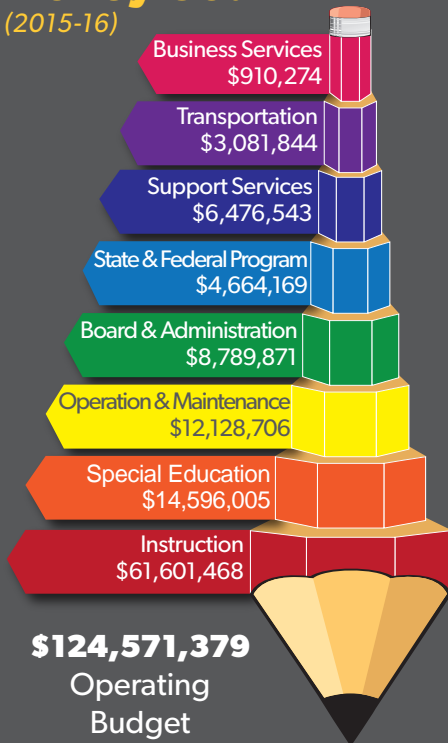
Learning Community

\$5.2 Million

Amount PLC Schools has lost since implementation of LC.

Where Does the Money Go?

(2015-16)



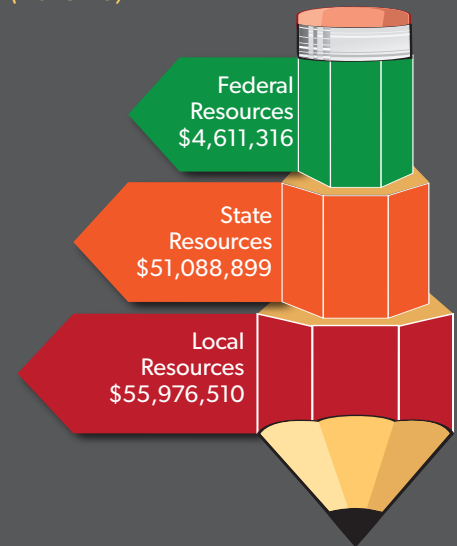
Just under

\$4 Million

Spent during 2013-14 by the state to fund transportation of open enrollment students due to LC.

Where Does the Money Come From?

(2015-16)



Quick Facts

11,151 K-12 students
1,438.37 FTE staff
4th Largest District in Nebraska

15 Elementary Schools
2 Middle Schools
2 High Schools

District covers approximately
30 square miles

Stay Connected

Would you like to receive regular updates on the progress of PLC Schools?

Register today to receive emails with regular updates on student achievement, bond issue progress, finances, student & staff highlights and so much more. Send an email to PLCSchoolscommunications@paplv.org

Check us Out:

www.plcschools.org
www.facebook.com/Papillion
LaVistaCommunitySchools
www.twitter.com/plvschooldist
www.youtube.com/plvschools

Non-Profit Org.
U.S. Postage
PAID
Omaha, NE
Permit No. 23

Papillion La Vista Community Schools
420 S. Washington Street
Papillion, NE 68046

Be Known for Community

Community Approves \$59.6 Million Bond Issue

Timeline of Projects

August 2013
Parkview Heights Completed

August 2014
Golden Hills Completed
Trumble Park Phase 1 Completed

August 2015
Prairie Queen Opened

Summer 2015
Started Papillion Middle School
Tara Heights Completed
Started Trumble Park Phase 2

Summer 2016
La Vista Middle School Complete
Papillion Middle School Complete

Fall 2016
Liberty Middle School Opens



This annual report is provided as a quick snapshot of the 2015-16 school year. It has been produced by the Communications Department. For more detailed information, check out the District Web page at www.plcschools.org or contact the central office at 402-537-6200.

The Papillion La Vista Community Schools does not discriminate on the basis of race, color, national origin, sex, disability, religion, age or other protected status in its programs and activities and provides equal access to the Boy Scouts and other designated youth groups. The following persons have been designated to handle inquiries regarding the non-discrimination policies: Students: Paul Bohn, Director of Student Services, 420 South Washington Street, Papillion, NE 68046 (402) 537-6214 (pbohn@paplv.org). Employees and Others: Dr. Renee Hyde, Assistant Superintendent Human Resources, 420 South Washington Street, Papillion, NE 68046 (402) 537-6206 (rhyde@paplv.org). Complaints or concerns involving discrimination or needs for accommodation or access should be addressed to the appropriate Coordinator. For further information about anti-discrimination laws and regulations, or to file a complaint of discrimination with the Office for Civil Rights in the U.S. Department of Education (OCR), please contact OCR at 8930 Ward Parkway, Suite 2037, Kansas City, Missouri 64114, (816) 268-0550 (voice), or (877) 521-2172 (telecommunications device for the deaf), or ocr.kansascity@ed.gov.