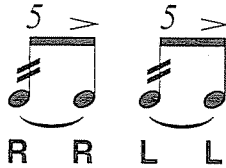


DRUM RUDIMENTS

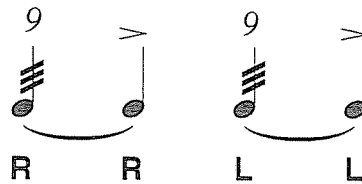
➔ When two stickings are listed, soloists must prepare the rudiment with both stickings.

LEVEL I-II

FIVE STROKE ROLL



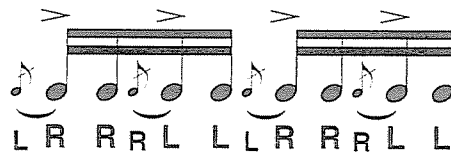
NINE STROKE ROLL



FLAM



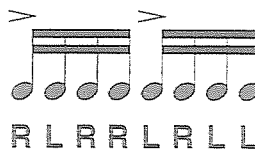
FLAM TAP



DRAG



SINGLE PARADIDDLE



REQUIREMENTS & INFORMATION SNARE DRUM

LEVEL III-IV

(Soloists must also prepare Level I-II rudiments)

SEVEN STROKE ROLL

R L R L
L R L R

THIRTEEN STROKE ROLL

R R L L
R L L

SEVENTEEN STROKE ROLL

R R L L
R L L

SINGLE DRAG TAP

LLR L RRL R

SINGLE RATAMACUE

LLR L R L RRL R L R

LESSON 25

LLR L R LLR L R
RRL R L RRL R L

FLAM ACCENT

LR L R RL R L

FLAMACUE

LR L R LLR
RL R L RRL

FLAM PARADIDDLE

LR L R RL R L L

DOUBLE PARADIDDLE

RL R L RRL R L L

Drum rudiment names and notations are used with permission from:
Percussive Arts Society™, 32 E. Washington, Suite 1400 Indianapolis, IN 46204-3516
E-Mail: percarts@pas.org • Website: www.pas.org

REQUIREMENTS & INFORMATION
SNARE DRUM

LEVEL V-VI

(Soloists must also prepare Level I-IV rudiments)

SIX STROKE ROLL

R L R L R L
L R L R L R

TEN STROKE ROLL

R R L R L R L R L R
L L R L R L R L R L

ELEVEN STROKE ROLL

R R L R L R L R L R L R
L L R L R L R L R L R

FIFTEEN STROKE ROLL

R L R L R L R L R L R L R L R
L L R L R L R L R L R L R

SINGLE STROKE FOUR

R L R L R L R L
L R L R L R L R

DOUBLE DRAG TAP

L L R L L R L R R L R R L R R

DOUBLE RATAMACUE

L L R L L R L R L R R L R R L R L R

TRIPLE RATAMACUE

L L R L L R L L R L R L R R L R R L R R L R L R

DRAG PARADIDDLE NO. 1

R L L R L R R L R R L R L L

DRAG PARADIDDLE NO. 2

R L L R L L R L R R L R R L R L L

FLAM PARADIDDLE-DIDDLE

L R L R R L L R L R L L R R

Drum rudiment names and notations are used with permission from:
Percussive Arts Society™, 32 E. Washington, Suite 1400 Indianapolis, IN 46204-3516
E-Mail: percarts@pas.org • Website: www.pas.org