


How to  
**Help Your Child  
Succeed in Band**



*A Guide for Band Parents*


William Kaegebein Elementary School  
1690 Love Road  
Grand Island, NY 14072

Mr. Michael Robertson, Director of Bands

(716) 773-8840 ext. 6030, voicemail #5944

mikerobertson@gicsd.org (716) 238-3672 – cell

<https://www.grandislandschools.org/Page/8086>





### **1. Be Patient.**

Please don't expect too much at first. Progress may seem slow in the beginning, but soon your student will be playing familiar and pleasant-sounding music! Studies show that **EVERYONE** can succeed in music, so please don't be discouraged if good sounds are not coming right away.

### **2. Encourage Good Practice Habits.**

Practice is not only the "homework" of band--it is also an absolute necessity in the learning of an instrument. Students cannot build endurance, flexibility, and familiarity with their instrument without regular practice. Please encourage your student to practice at least 20 minutes per day, 6 days per week.






### **3. Insist On Practice with a Music Stand.**

While a music stand may seem like a “luxury”, it is actually a necessity in helping students to develop proper posture and playing positions. These, in turn, are required elements of a student who is fundamentally sound in instrumental performance. Please provide your student with a music stand.

### **4. Develop Good Habits of Instrument Care.**

A musical instrument is like any other mechanical device--it functions at its best when it is properly maintained and cared for. An instrument in “tip-top” condition provides your student with the best possible vehicle for motivation toward practicing and performance.






## **5. Purchase Needed Supplies Promptly.**

Most instruments won't play properly unless they have certain accessories, such as reeds or valve oil. Also, students must have an appropriate method book. If you are unable to make a quick trip to the store for needed supplies, please call on Mr. Robertson to help you.

## **6. Get To Know the Band Teacher.**

While Mr. Robertson may seem weird and frightening, he is actually pretty nice once you get used to him. He is very happy to help you and your student with anything you need. Call him anytime at school (773-8840 ext. 6036, cell phone (716) 238-3672, or email him at: [mikerobertson@gicsd.org](mailto:mikerobertson@gicsd.org).







## **7. Encourage Good Work in All School Subjects.**

Research shows that music education increases and enhances the quality of student achievement in all subject areas. However, no success comes without hard work and effort. Please encourage your student to do well in all school subjects.

## **8. Encourage Responsibility.**

There are no “bench-warmers” in a band or lesson group. Whenever a player is absent or unprepared, the group suffers as a result. Please encourage your student to be prepared in ALL WAYS at ALL TIMES.





## 9. Attend All Performances.

Your presence at concerts is both a challenge and an encouragement to your student. In addition, a large audience helps to build the morale of your student and the entire band! Please attend all performances of your student, and bring friends and relatives along for the fun!

## 10. ALWAYS Encourage Your Student.

Nothing means more to a student in any situation than praise and encouragement from a parent. You don't have to be musically trained to offer positive comments about your student's playing. **Your support and encouragement in this endeavor are absolutely invaluable!!**

