








## LWSD Systems that support Family to School Communication

To support and connect with FHMS and LWSD, download these APPS or use your desktop computer.

App	Purpose	Directions
<p><b>Skyward</b></p> 	<p>Check your student's grades <b>and</b> opt into receiving emails about missing assignments.</p>	<p>For more directions on logging in:  <a href="http://www.lwsd.org/help/skyward-family-access">www.lwsd.org/help/skyward-family-access</a></p> <ol style="list-style-type: none"> <li>1. Go to your phone's app store and search for "Skyward" or open Skyward in your Browser.</li> <li>2. Download the app.</li> <li>3. Log-in: Use your Skyward User ID and Password</li> <li>4. Go to <b>Account Settings on the desktop version.</b></li> <li>5. Click on your name (upper right-hand corner).</li> <li>6. At the bottom of the page, check the box to receive notifications.</li> </ol> <div style="display: flex; justify-content: space-around; align-items: center;">   </div> <div style="display: flex; justify-content: space-around; align-items: center;"> <span>IOS</span> <span>ANDROID</span> </div>
<p><b>ParentSquare</b></p>  <p>For more information:  <a href="http://www.lwsd.org/students-families/parentsquare">www.lwsd.org/students-families/parentsquare</a></p>	<p>Contact teachers directly through this app.</p> <p>Receive EMS and LWSD's messages in <b>ONE</b> central place. For example, cancelled sports, club meetings, school / teacher updates and newsletters.</p> <p>Use ParentSquare to sign forms, permission slips, and more, all from your desktop or mobile device.</p>	<ol style="list-style-type: none"> <li>1. Download the ParentSquare app on your iOS or Android phone</li> <li>2. Activate your account using the email account or phone number you have on record with Evergreen (Skyward).</li> <li>3. <b>Click on your name, select My Account.</b></li> <li>4. <i>Notification settings:</i> choose preferred communication method: (email, text and/or app notification; and preferred timing (receive information as it comes or all at once with a daily digest at 6 p.m.)</li> <li>5. In language setting, choose your preferred language.</li> </ol> <div style="display: flex; justify-content: space-around; align-items: center;">   </div> <div style="display: flex; justify-content: space-around; align-items: center;"> <span>App Store (iOS)</span> <span>Google Play Apps (Android)</span> </div>
<p><b>Microsoft (MS) Teams &amp; OneNote</b></p> 	<p><b>MS Teams:</b> Teachers post directions, worksheets, and more for students' daily assignments. Final assignment grades are on Skyward.</p> <p><b>MS OneNote:</b> This app is embedded in MS Teams. Teachers share in-class activities and assignments through this online notebook.</p>	<p><b>MS Teams:</b> Parents do not have access to the class channels in Teams, however, students can log into TEAMS and show parents the assignments posted in TEAMS.</p> <p><b>MS OneNote:</b> To access your child's OneNote section, email their teacher to request a link (not all teachers use OneNote). Students have a different OneNote for each class.</p>