

# How to save new Online Menus as an 'App'

## ON IPHONE HOME SCREEN

Q <https://www.ezschoollunch.com/p/CCS>



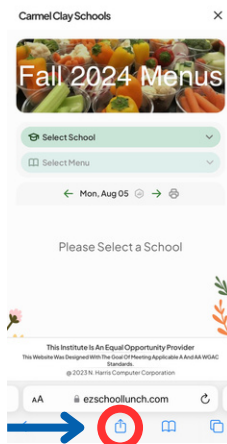
Click on the link from the CCS website, or enter the address from the image into the phone search browser.

Click on the three horizontal lines in the upper right hand corner to view the options.

EZSchoolPay

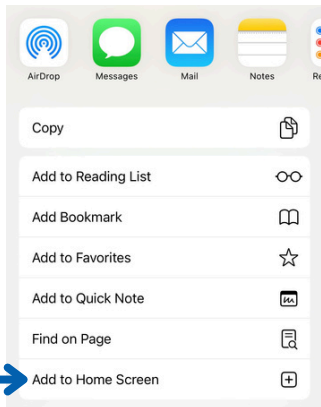
EZSchoolLunch

EZSchoolPay

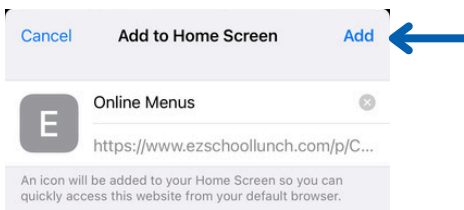


From those options, select "EZSchoolLunch". This will open the online menu webpage.

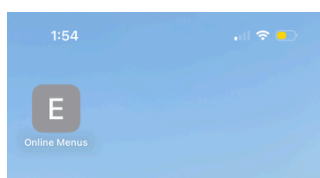
From the online menu webpage, click on the square with an upward facing arrow from the toolbar.



Scroll down on the options screen and click on "Add to Home Screen".



Save as "eTriton" or rename as desired and click "Add" to save to the home screen.



This shortcut can now be used as any other App on the phone, and will provide daily menus, nutritionals and allergen information.