

CURBSIDE COMPOSTING BEST PRACTICES



WEEKLY curbside collection
on your trash day



Recycle **ALL** of your food items,
food soiled paper towels, and
other compostables.



Your food scraps will be
COMPOSTED at local farms!

medfordcomposts.com

GETTING STARTED

Thank you for signing up for Medford's curbside composting service! To help get you started, we recommend the following:

1 SET UP YOUR ACCOUNT LOGIN

Before you begin service, you will receive an email to create your new account login at account.medfordcomposts.com.

Through your account, you can:

- View your start date and your weekly collection day
- Confirm or update your address prior to service
- Submit a service request or question
- Report a missing or broken bin
- View holiday and weather service alerts
- Purchase liners or finished compost
- Schedule a move of address
- Schedule a suspension of service (if away 3+ weeks)

2 CONFIRM YOUR SERVICE START DATE

You will receive an email notification from **Garbage to Garden** letting you know when you are scheduled to start weekly service. It will include information on your bin delivery date.

You can also view your start date by logging into your account.

Please wait until one week before your start date to begin collecting your food scraps.

3 FIND A GOOD SPOT FOR YOUR CURBSIDE BIN

Select a good place to keep your curbside bin: focus on accessibility, shade, and shelter from rain and snow. The bin can be kept outside, and should be kept closed and latched at all times. Residents are responsible for maintaining a clean bin. Taking good care of your bin will help prevent pests and odors, and ensure collection.



Garbage to Garden

HOW TO USE THIS SERVICE

1 LINE YOUR CURBSIDE BIN

Using liners is essential to maintaining a clean bin, and also enables our Field Operator to empty your bin with ease. Use a double-lined paper bag or certified compostable bin liners (look for BPI, CMA, or OK Compost). **You may not use plastic bags to line your bins.**

Certified compostable liners can be purchased through your account, and will be delivered on your next service day. If you use liners in a smaller countertop container, you do not also need to line your curbside bin.

2 START COLLECTING FOOD SCRAPS

Avoid contamination by including only compostable materials in your bin. Refer to the list of accepted materials on the next page; we can accept a wider range of items than a home composting system. **Contaminated bins will not be collected.**

3 PUT YOUR CURBSIDE BIN OUT FOR PICKUP

Your bin does not need to be full to be collected; we recommend placing your bin curbside **each week** no matter how full to avoid odors and reduce the need for additional cleaning.

- Place your bin curbside **by 6am on your weekly trash day**, or the night before for service.
- **Place your bin with your trash and recycling bins.**

If this location is on a side street or location other than directly out front, contact us to add specific notes for our driver.

- **Make sure your bin is visible** from the road, and not blocked by garbage bins, trees, etc.

- In the event of a **holiday or weather related delay**, we will notify you by email as soon as possible, and post alerts to our website and social media accounts.


To view your collection day, login to your account at:
account.medfordcompost.com.

ACCEPTED ITEMS

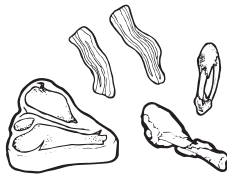
ALL FOOD SCRAPS including raw, spoiled, frozen, cooked, baked, or fried:



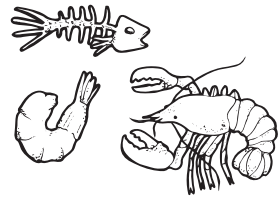
THIS INCLUDES BUT IS NOT LIMITED TO:




✓ DAIRY, EGGS
& EGG SHELLS




✓ MEAT & BONES



✓ SEAFOOD SHELLS



✓ BREAD & BAKED
GOODS



✓ FRUIT & CITRUS



✓ VEGETABLES



✓ PITS, PEELS, SEEDS,
NUTS & SHELLS



✓ FLOWERS



✓ CERTIFIED
COMPOSTABLES

Look for BPI, CMA, or OK Compost

ALSO ACCEPTED:

✓ COFFEE, FILTERS
& TEA BAGS

✓ NATURAL WINE
CORKS & TOOTHPICKS

✓ FOOD SOILED PAPER
TOWELS & NAPKINS

NOT ACCEPTED

CONTAMINATED BINS WILL NOT BE COLLECTED.

- ✗ PLASTIC OR PLASTIC BAGS
- ✗ BABY WIPES
- ✗ HAND WIPES
- ✗ CAT LITTER
- ✗ DIAPERS
- ✗ GLASS & METALS
- ✗ MEDICINES
- ✗ PET WASTE
- ✗ STYROFOAM
- ✗ RUBBER BANDS
- ✗ DIRT & ROCKS
- ✗ YARD WASTE



When in doubt, throw it out!

Any changes to accepted items will be shared by email and posted to medfordcomposts.com/FAQ

MAINTAINING YOUR BIN

Residents are responsible for maintaining and cleaning curbside bins. A well maintained bin will reduce odors and prevent pests, while ensuring your bin can be collected. **Residents must pay \$22.50 for replacement of curbside bins that are lost, stolen, or damaged beyond repair.**

1 BEST PRACTICES

- Latch your curbside bin closed to protect from rain and unwanted pests.
- Line your curbside bin with BPI, CMA, or OK Compost **certified compostable** bags or brown paper bags.
- Tie off bag before collection.
- Do not overfill your bin. Our drivers need to be able to lift your bin in order to empty it.
- Keep curbside bin out of direct sunlight.
- Rinse bin after collection.

2 TROUBLESHOOTING

If you are experiencing unpleasant odors or maggots, be sure to:

- Pour off excess liquids before placing food scraps in bin.
- Place bin out **weekly** for collection.
- Rinse your bin after each collection.
- Double line your bin with compostable bags or brown paper bags and tie off bag.
- Wrap up meat and fish in newspaper or brownpaper bags before placing in your curbside bin.
- Place some newspaper at the bottom of the bin and sprinkle some baking soda. This will help to absorb any liquid.
- Keep your bin out of the sun, in a cool dry place.

3 ADDITIONAL TIPS

Especially smelly items can be kept in the fridge or freezer until closer to your collection day.



WHAT'S MY IMPACT?

Food scraps and compostables collected in Medford's municipal curbside composting program will be composted locally.

Composting prevents our food scraps from going to waste, recycling them instead to return them to our local soil. Composting has numerous benefits for our environment and our community. Decomposing organic material makes up roughly 40% of the waste in landfills and is a major contributor of greenhouse gases. Finished compost is suitable for growing food, and used by farmers and gardeners throughout Massachusetts.

FINISHED COMPOST

Finished compost is available seasonally for residents to order for use in their own garden. Compost can be purchased through your account login, and a bag will be delivered on your next collection day, subject to availability.





Garbage to Garden

Garbage to Garden began with an idea to make municipal-scale composting easy, clean, and accessible to all. Founded in 2012, our curbside compost service offers residents, schools, and commercial businesses a convenient way to recycle food scraps to renew our local soil in Maine and Massachusetts.

SUPPORT

There is an extensive **FAQ** at medfordcomposts.com. All questions and/or requests about this service should be directed to **Garbage to Garden**. Our Customer Service team is available weekdays from 8:30am-4pm.

Inquiries can be submitted through the following methods:

- log in to your account: **account.medfordcomposts.com**
- by email to **info@garbagetogarden.org**
- by calling **617-977-4547**

*This service, provided in partnership with **Garbage to Garden**, is funded by the municipal budget as part of the City's solid waste program. In order to reach Medford's climate goals, Medford prioritized funding this program as a key aspect to sustainable waste management, removing cost barriers to residents and encouraging widespread adoption.*

This project is funded in part by a grant from the MassDEP.

medfordcomposts.com