

Dear students and families,

Summer is a time for relaxation and enjoyment, but it's also a time to practice and build upon the work that we have done over the school year. We've compiled a summer packet of work that includes math concepts and language arts skills. Please work on these materials this summer in preparation for Grade 2. This packet is due on the first day of school. If it is handed in that day, a surprise may be waiting!

We have been very fortunate to have had the opportunity to teach and learn with your children this year. It has been rewarding to watch them grow over the past months. We are extremely proud to have been their teacher. We wish you all a wonderful and safe summer.

All the best,

The First Grade Teachers

# TEST YOUR SUMMER READING STRENGTH

10

9

8

7

6

5

4

3

2

1


READING SUPERSTAR!

POWER READER

READING DYNAMO

GREAT EFFORT

STRONG START



**KIDS:** On each line (starting with number one), record the title of each book you read. Then color in your level of reading "strength." Happy reading!



# Summer-Fun Worksheets

Learning  
Page.com

Name \_\_\_\_\_

What do you want to do on your summer vacation? Write the most exciting thing or things you want to do over the summer.

SUMMER-FUN • 008

SUMMER VACATION IDEAS




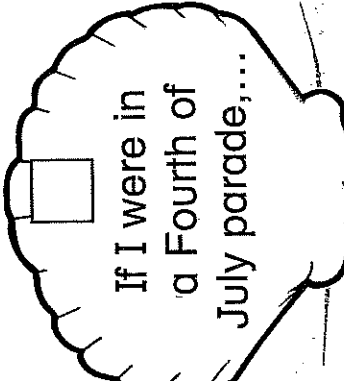
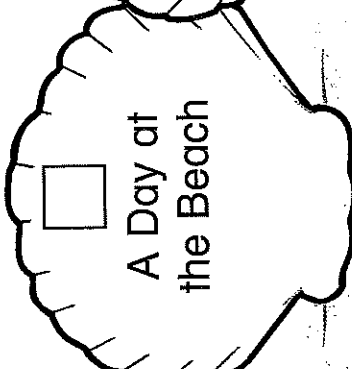
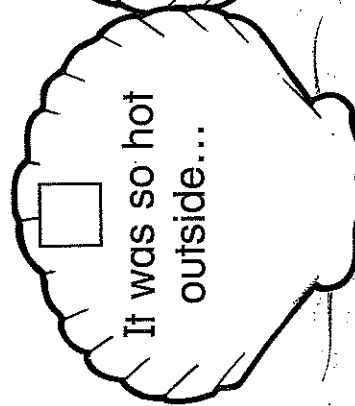
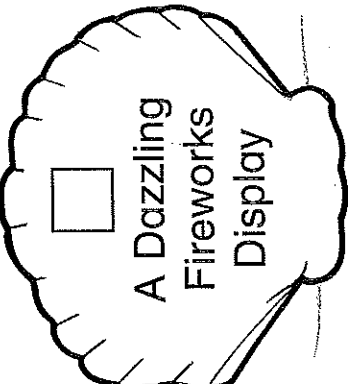

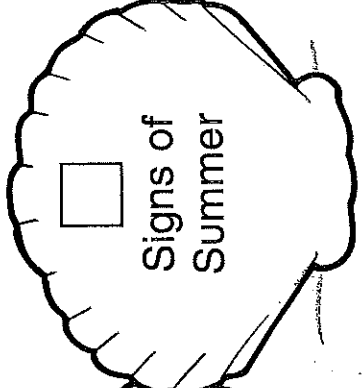
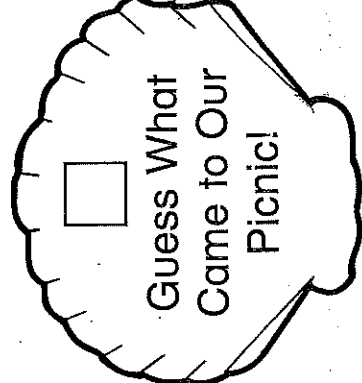
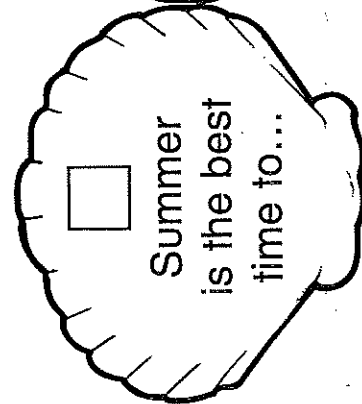
Name \_\_\_\_\_

Summer

Journal prompts (W.1.1-3)

Choose 3 to write about.

## Searching for Shells




Name \_\_\_\_\_


# Where to Swim?

Cut. Glue to match.



**Ocean**



**Both  
Ocean and Pool**



**Pool**



©The Mailbox® • Teacher's Helper® • TEC48049 • June/July 2010


has sand	has fish	may have a lifeguard	is saltwater	does not have sand
you wear a swimsuit	can cool you off	is not saltwater	does not have fish	

Name \_\_\_\_\_

Nouns  
Grouping nouns

## Cool Corral

Cut out the nouns below.  
Match each noun to its box.  
Glue.



person	place	thing

©The Education Center, Inc. • Teacher's Helper® • TEC46007 • June/July 2003

girl	store	park	book	cup	school
teacher	lake	man	boot	boy	pencil






Name \_\_\_\_\_


National Dairy Month  
Journal prompts

## Keeping Cool


Choose 2 and write  
about.



# Calendar Grid for July

<div>July</div> <div></div>	Saturday					
	Friday					
	Thursday					
	Wednesday					
	Tuesday					
	Monday					
	Sunday					
		A	B	A		





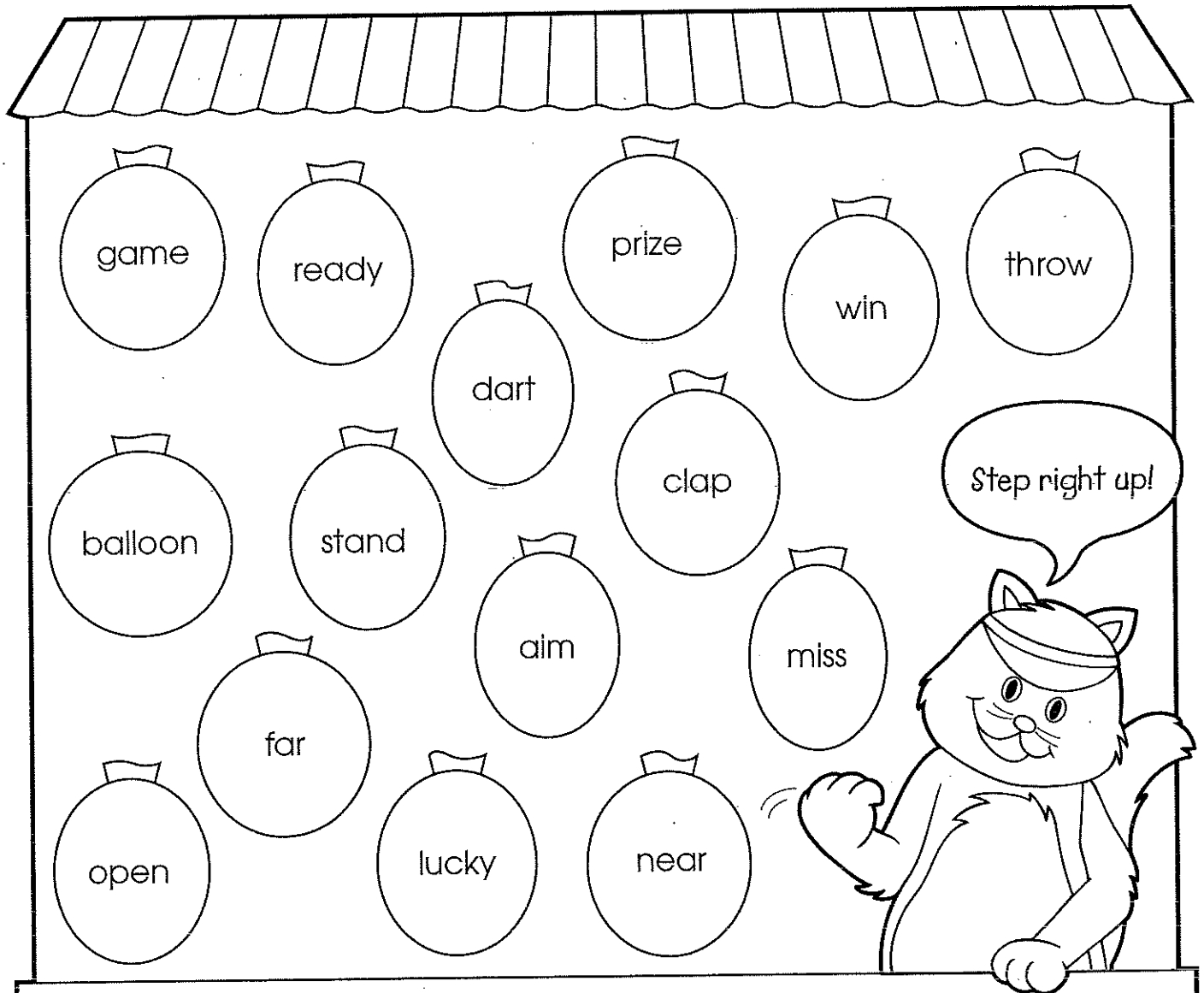
# August

[illegible]

1	2	3
---	---	---

# Take Aim!

Write the words in ABC order.  
Color the balloons as you go.



1. \_\_\_\_\_

6. \_\_\_\_\_

11. \_\_\_\_\_

2. \_\_\_\_\_

7. \_\_\_\_\_

12. \_\_\_\_\_

3. \_\_\_\_\_

8. \_\_\_\_\_

13. \_\_\_\_\_

4. \_\_\_\_\_

9. \_\_\_\_\_

14. \_\_\_\_\_

5. \_\_\_\_\_

10. \_\_\_\_\_

15. \_\_\_\_\_


Name \_\_\_\_\_

Sentence Construction  
Building sentences

## Will Build to Suit

Read each group of words.  
Use the words to write a sentence.

Make sure each sentence has a capital letter and a period.



1. paper very is the long

2. eraser use the

3. wears Crab house his

4. table on the is paper the

5. new a Crab house wants

6. a has ruler Octopus




Name \_\_\_\_\_

End of the Year

Bar graph

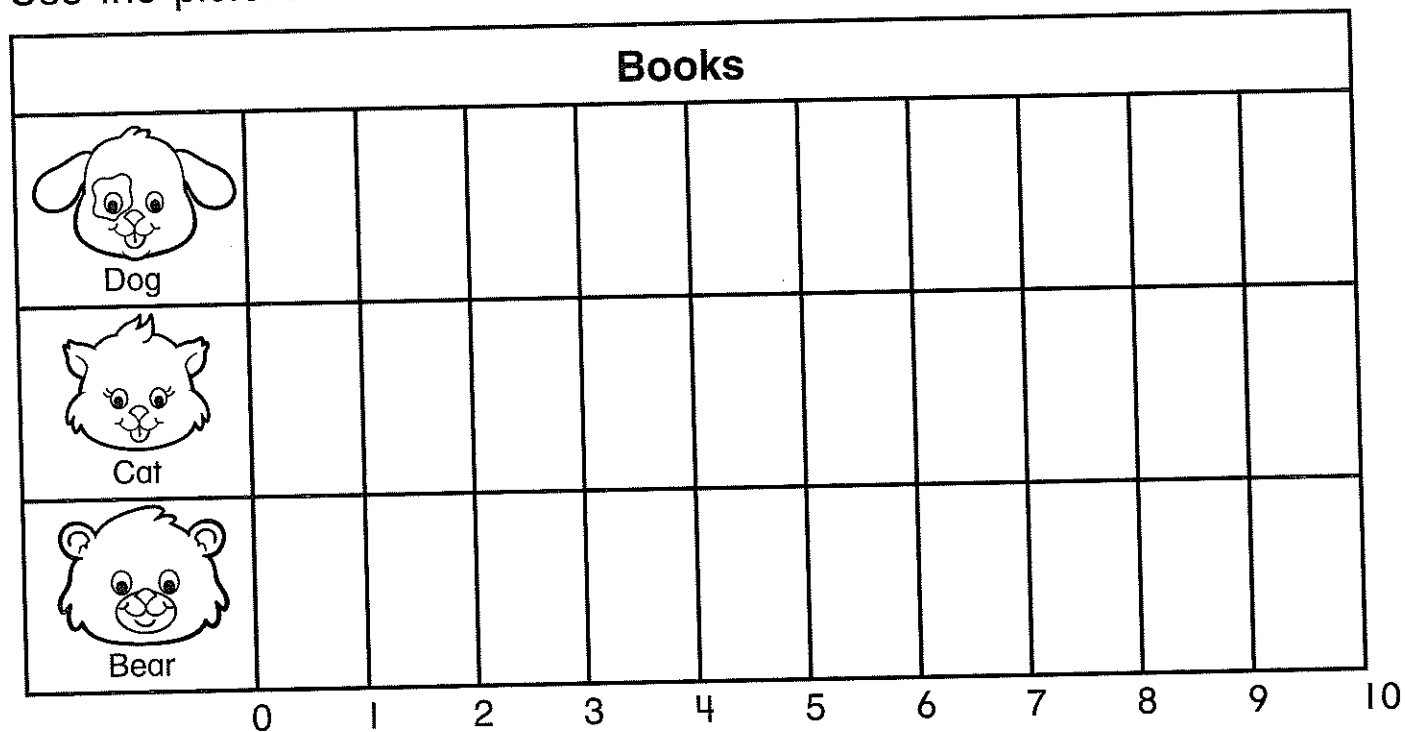
# Summer Reading

Look at the picture.



Complete the graph.

Use the picture.



Answer the questions.

1. How many books does Bear have? \_\_\_\_\_
2. How many more books does Cat have than Dog? \_\_\_\_\_
3. How many books do Dog, Cat, and Bear have in all? \_\_\_\_\_

Name \_\_\_\_\_

Summer

Two-digit addition without regrouping

# Beautiful Bubbles

Add.

Color each bubble with a matching sum.

$$\begin{array}{r} 45 \\ + 21 \\ \hline \end{array}$$

$$\begin{array}{r} 54 \\ + 34 \\ \hline \end{array}$$

$$\begin{array}{r} 62 \\ + 32 \\ \hline \end{array}$$

$$\begin{array}{r} 36 \\ + 12 \\ \hline \end{array}$$

$$\begin{array}{r} 23 \\ + 75 \\ \hline \end{array}$$

$$\begin{array}{r} 37 \\ + 42 \\ \hline \end{array}$$

$$\begin{array}{r} 32 \\ + 24 \\ \hline \end{array}$$

$$\begin{array}{r} 14 \\ + 75 \\ \hline \end{array}$$

$$\begin{array}{r} 84 \\ + 13 \\ \hline \end{array}$$

$$\begin{array}{r} 58 \\ + 20 \\ \hline \end{array}$$

98 56 97 88  
78 89 79 94  
66 48



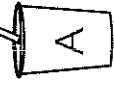
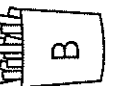

Name \_\_\_\_\_

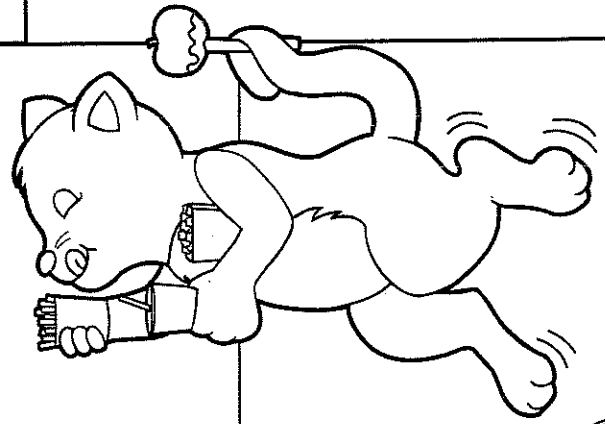
ABC Order  
Six words

# Snack Shack



Write each group of words in ABC order.

A	B	C
 soda milk water	 fries roll ketchup	 popcorn candy lollipop
cup punch juice	chips burger pizza	apple nuts gum



1. \_\_\_\_\_
2. \_\_\_\_\_
3. \_\_\_\_\_
4. \_\_\_\_\_
5. \_\_\_\_\_
6. \_\_\_\_\_

1. \_\_\_\_\_
2. \_\_\_\_\_
3. \_\_\_\_\_
4. \_\_\_\_\_
5. \_\_\_\_\_
6. \_\_\_\_\_

1. \_\_\_\_\_
2. \_\_\_\_\_
3. \_\_\_\_\_
4. \_\_\_\_\_
5. \_\_\_\_\_
6. \_\_\_\_\_

Name \_\_\_\_\_


Proofreading  
Spelling

## So Many Choices!

Underline each word that has a spelling mistake.  
Write the words correctly on the lines.

Dot wants to buy som flowers. Rose  
haz lots of them at her shop. Thay ar  
very pretty. Dot duz not know which  
flowers to buy. She lieks all of them. Rose  
sayd that Dot should buy thm all!


1. \_\_\_\_\_
2. \_\_\_\_\_
3. \_\_\_\_\_
4. \_\_\_\_\_
5. \_\_\_\_\_
6. \_\_\_\_\_
7. \_\_\_\_\_
8. \_\_\_\_\_



## Read and Do

### Seemed So Real!

Last night, I had a dream  
About a vacation on the beach.  
There was sun and sand and water;  
It was all within my reach.  
I could see the sparkly water  
And feel the hot, dry sand.  
I could hear the seagulls talking  
And almost touch them with my hand!  
I swam in the chilly water  
And built a giant sand castle too.  
I collected pearly white seashells  
To give to my best friend, Sue.  
Then, before I knew it,  
I woke up in my bed.  
I didn't want to get up;  
I wanted to stay and dream instead!



1. **Circle** the things in the story that are heard.

seagulls

seashells

sand castles

2. **Underline** six words that are things that can be seen in the dream.

3. **Circle** the words in the story that describe the seashells.

4. **Write** two words that describe the sand.

5. **Write** two words that describe the water.

**Bonus:** Do you think the author has been to the beach before? Why or why not?

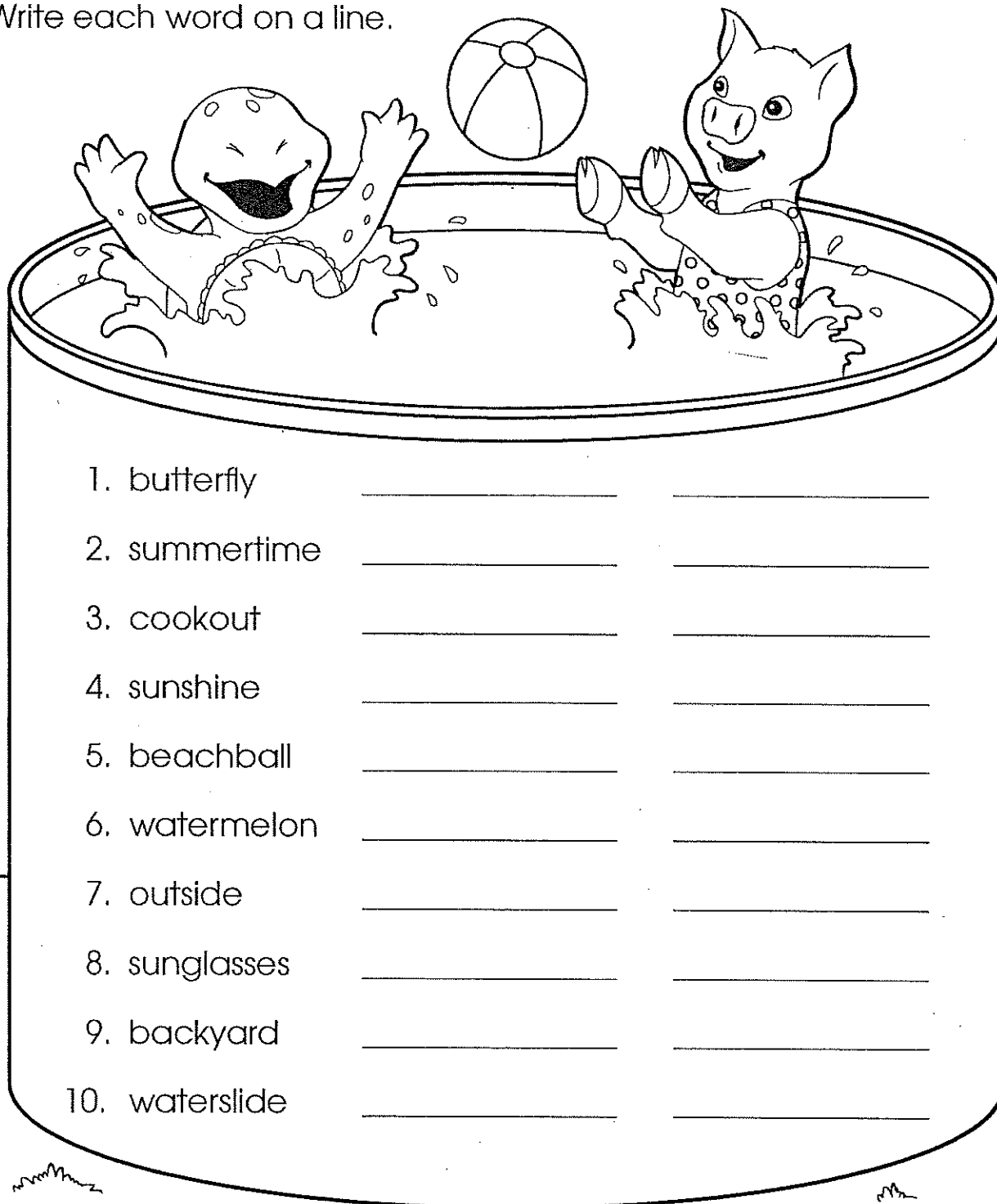


Name \_\_\_\_\_

Summer  
Compound words

## A Splash of Summer

Find the two words that make each compound word.  
Write each word on a line.

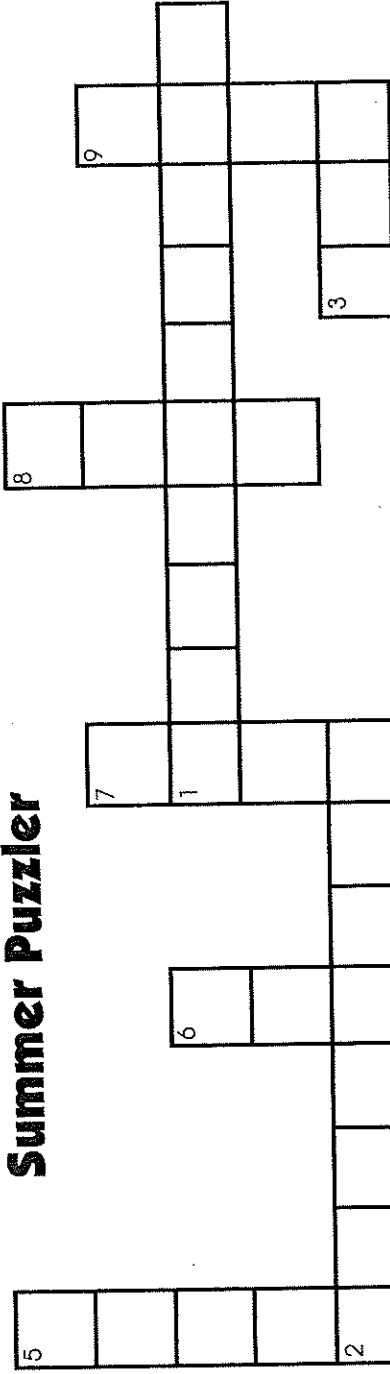


1. butterfly \_\_\_\_\_
2. summertime \_\_\_\_\_
3. cookout \_\_\_\_\_
4. sunshine \_\_\_\_\_
5. beachball \_\_\_\_\_
6. watermelon \_\_\_\_\_
7. outside \_\_\_\_\_
8. sunglasses \_\_\_\_\_
9. backyard \_\_\_\_\_
10. waterslide \_\_\_\_\_

**Bonus Box:** Choose three compound words from above.  
Write a sentence for each on the back of this sheet.

Name \_\_\_\_\_

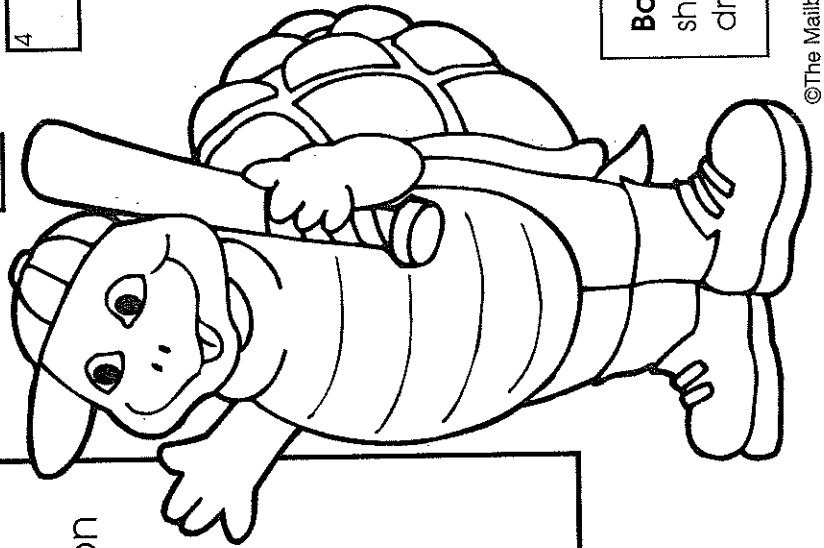
## Summer Puzzler



Read the clues.  
Solve the puzzle.  
Use the Word Bank.

### Word Bank

watermelon  
picnic  
ice cream  
park  
bugs  
swim  
birds  
boat  
baseball  
hot



**Bonus Box:** On the back of this sheet, write a story about your dream vacation.

### Across

1. grows on a vine
2. a yummy treat
3. opposite of cold
4. a sport

### Down

5. eating outside
6. They build nests.
7. a way to cool off
8. a fun place to visit
9. You can ride one on a lake.
10. insects

Name \_\_\_\_\_

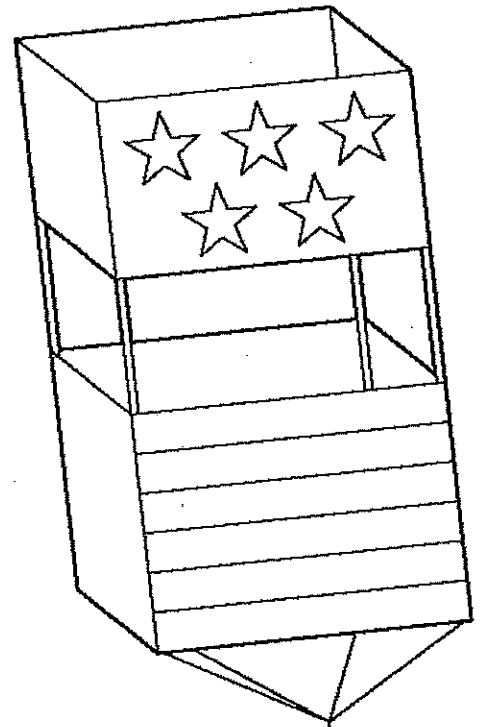
Independence Day  
Syllable counting

## Patriotic Picnic

Say each word.

Write the number of word parts.


red	_____	sparklers	_____
white	_____	summer	_____
blanket	_____	holiday	_____
flag	_____	blue	_____
music	_____	star	_____
hamburger	_____	picnic	_____
parade	_____	watermelon	_____



Use the key.

For each number above, color the matching kite part.

Key	
1 word part —	☆
2 word parts —	▬
3 word parts —	✕
4 word parts —	🌀




Name \_\_\_\_\_

Independence Day  
Reading comprehension

## Summer Celebration

Read.

Complete each sentence.



### The Fourth of July

It is a day to meet friends. It is a day to share food and play games. It is a day to see lots of red, white, and blue. It is a day to watch fireworks at night. Do you know what day it is? It is our country's birthday! It is the day that marks our freedom. Happy birthday, America!







1. The Fourth of July is a day to meet \_\_\_\_\_.
2. It is nice to see the colors \_\_\_\_\_, \_\_\_\_\_ and \_\_\_\_\_.
3. Many people watch \_\_\_\_\_ at night.
4. This is the day that marks America's \_\_\_\_\_.
5. It is a day to say, "Happy birthday, \_\_\_\_\_!"

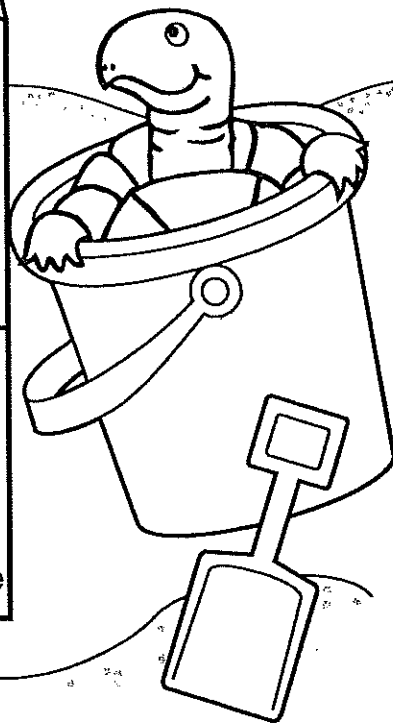
Name \_\_\_\_\_

Phonics  
Diphthongs: ou, ow

## Fun in the Sun

Circle the correct word in each pair.

 clock cloud	 trail trout	 crown crash
 house hoop	 oil owl	 moose mouse



Now use a circled word to complete each sentence.

1. An \_\_\_\_\_ hoots in a tree.
2. A king has a \_\_\_\_\_ made of gold.
3. There is a \_\_\_\_\_ in the pond.
4. Look at that white, puffy \_\_\_\_\_ in the sky!
5. What time should I come to your \_\_\_\_\_?
6. The furry \_\_\_\_\_ has a long tail.

**Bonus Box:** Look at the circled words. On the back of this sheet, tell how the words are alike.

# A Hard-to-Catch Herd

17


dd the numbers. Write your sum on the tag. Then color by the code.

Code:

Sums of 15 or more = green

Sums less than 15 = orange

Example:



Name \_\_\_\_\_

Directions: Please solve:

13

1.  $13 - \underline{\quad} = 4$

2.  $12 - 5 = \underline{\quad}$

3.  $\underline{\quad} - 6 = 5$

4.  $7 + \underline{\quad} = 13$

5.  $\underline{\quad} - 13 = 0$

6.  $\underline{\quad} + 4 = 13$

7.  $\underline{\quad} - 5 = 6$

8.  $6 + 6 = \underline{\quad}$

9.  $13 - 7 = \underline{\quad}$

10.  $\underline{\quad} + 3 = 13$

11.  $13 - \underline{\quad} = 5$

12.  $13 + 0 = \underline{\quad}$

13.  $12 - 6 = \underline{\quad}$

14.  $8 + \underline{\quad} = 13$

15.  $11 + 2 = \underline{\quad}$

16.  $12 - 7 = \underline{\quad}$

17.  $\underline{\quad} - 4 = 8$

18.  $12 + 1 = \underline{\quad}$

19.  $10 + 2 = \underline{\quad}$


20.  $\underline{\quad} - 4 = 7$



Name \_\_\_\_\_

# Sea of Smiles

Color each space that shows an antonym pair.



**Bonus Box:** Circle the two words that are antonyms. sad front fast back



Name \_\_\_\_\_

## "Fin-fastic" Friends

Color each bubble that shows a synonym pair.

silly  
funny

make  
walk

jump  
leap

big  
large

soft  
cup

finish  
end

go  
pretty

ill  
sick




kind  
long

alike  
same

hog  
pig

thin  
skinny

choose  
pick



**Bonus Box:** Circle the two words that are synonyms. chilly fat skinny cold

Name \_\_\_\_\_

Summer

Final consonant digraphs

## Summer Fun

Complete each sentence.

Color the shell with the matching answer.

1. Please help me with my \_\_\_\_\_ homework.

2. I like to \_\_\_\_\_ in the pool.

3. We play in the sand at the \_\_\_\_\_.

4. Will you \_\_\_\_\_ me how to ride a bike?

5. \_\_\_\_\_ snack do you want?

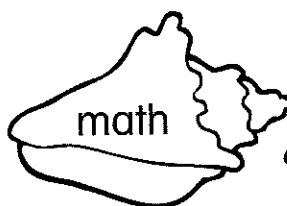
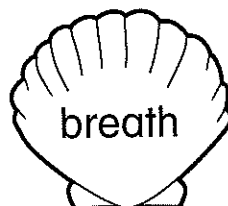

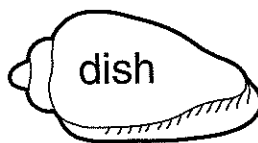
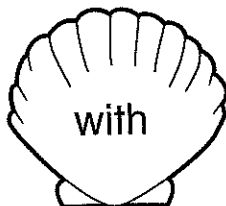

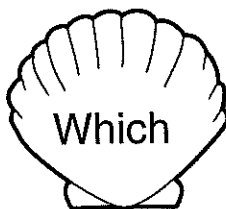

6. I \_\_\_\_\_ the water were warmer.

7. I can hold my \_\_\_\_\_ when I'm underwater.

8. I want to eat a \_\_\_\_\_ of ice cream.

9. My dad let me \_\_\_\_\_ a seastar.

10. I like to read \_\_\_\_\_ my sister.



Name \_\_\_\_\_


Summer (beach)

-ing

## Fun in the Sun

Read. Circle.

Write the word on the line.



1. I put on my swimsuit and \_\_\_\_\_ in the sea.  
swim    swimming

2. I like to \_\_\_\_\_ on my back.  
float    floating

3. Please do not \_\_\_\_\_ water in my face.  
splash    splashing

4. Can we \_\_\_\_\_ a sand castle?  
build    building

5. A fish is \_\_\_\_\_ in the water.  
float    floating

6. I am \_\_\_\_\_ a sand castle.  
build    building

7. Let's \_\_\_\_\_ in the sand.  
play    playing

8. My dog is \_\_\_\_\_ in the water.  
splash    splashing

9. My friend is \_\_\_\_\_ with me.  
swim    swimming

10. I like \_\_\_\_\_ at the beach.  
play    playing

Name \_\_\_\_\_

Lemonade


Homophones

# Lemonade For Sale

Read each sentence.

Color the word that completes the sentence.

Write the word on the line.



1. The \_\_\_\_\_ is shining.

son

sun

2. We will make \_\_\_\_\_ lemonade.

some

sum

3. The sugar tastes \_\_\_\_\_ sweet.

sew

so

4. We need it \_\_\_\_\_ the lemonade.

for

four

5. A \_\_\_\_\_ car stops at our stand.

blew

blue

6. The people want to \_\_\_\_\_ lemonade.

by

buy

7. Then my friend buys \_\_\_\_\_ glass.

one

won

8. Another friend buys \_\_\_\_\_ glasses.

two

too

9. Soon, there is \_\_\_\_\_ more lemonade.

know

no

10. We will make some more next \_\_\_\_\_.

week

weak

**Bonus Box:** Use the homophones *sea* and *see* to complete the sentence. Then illustrate the sentence on the back of this paper.

Two sharks \_\_\_\_\_ five fish in the \_\_\_\_\_.

Name \_\_\_\_\_

Lemonade

Singular possessive nouns

# Yummy!


Complete each sentence.

Use the word bank.

Remember to add 's to the word.

## Word Bank

lemon	baker
sister	sun
clock	skunk
snowman	shark
table	player



1. The \_\_\_\_\_ rays are hot.
2. The \_\_\_\_\_ skin is bumpy.
3. The \_\_\_\_\_ stripes are black and white.
4. The \_\_\_\_\_ legs are made of wood.
5. The \_\_\_\_\_ hands are pointing at twelve.
6. I made lemonade for my \_\_\_\_\_ friend.
7. One \_\_\_\_\_ mitt is still on the bench.
8. The \_\_\_\_\_ cake has pink frosting.
9. The \_\_\_\_\_ nose is an orange carrot.
10. The \_\_\_\_\_ teeth are sharp and white.


**Bonus Box:** Write to complete the following sentence: The \_\_\_\_\_'s spots are very big. On the back of this paper, draw a picture to match.

Name \_\_\_\_\_

# Drink Up!

Solve.

Cut. Glue to match.




5	+		=	7
2	+		=	10
	+	5	=	9
7	+		=	8
	+		=	10
4	+		=	11
	+	5	=	8
	+	3	=	12
5	+		=	11
	+	2	=	5

**Bonus Box:** Write two different addition problems that equal 10. \_\_\_\_\_ + \_\_\_\_\_ = 10

Name \_\_\_\_\_

Read.  
Solve.

# Lovely Lemonade



<p>A. Lucy buys 10 lemons. She uses 6 of them. How many lemons are left?</p> <p>_____ = _____ lemons</p>	<p>B. Larry has 12 cups of sugar. He uses 4 of them. How many cups of sugar are left?</p> <p>_____ = _____ cups of sugar</p>	<p>C. Lucy has 7 glasses. Larry has 9 glasses. How many glasses do Lucy and Larry have in all?</p> <p>_____ = _____ glasses</p>
<p>D. Larry pours 7 cups of lemonade. Then he pours 7 more. How many cups of lemonade does he pour in all?</p> <p>_____ = _____ cups of lemonade</p>	<p>E. There are 15 ice cubes. 6 of them melt. How many ice cubes are left?</p> <p>_____ = _____ ice cubes</p>	<p>F. Lucy sells 3 cups of lemonade. Then she sells 8 more. How many cups of lemonade does she sell in all?</p> <p>_____ = _____ cups of lemonade</p>

**Bonus Box:** Larry and Lucy each sell 8 glasses of lemonade. How many glasses do they sell in all? \_\_\_\_\_

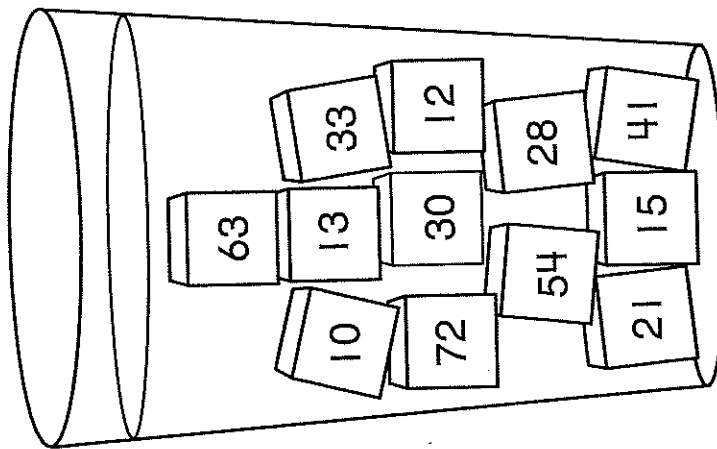
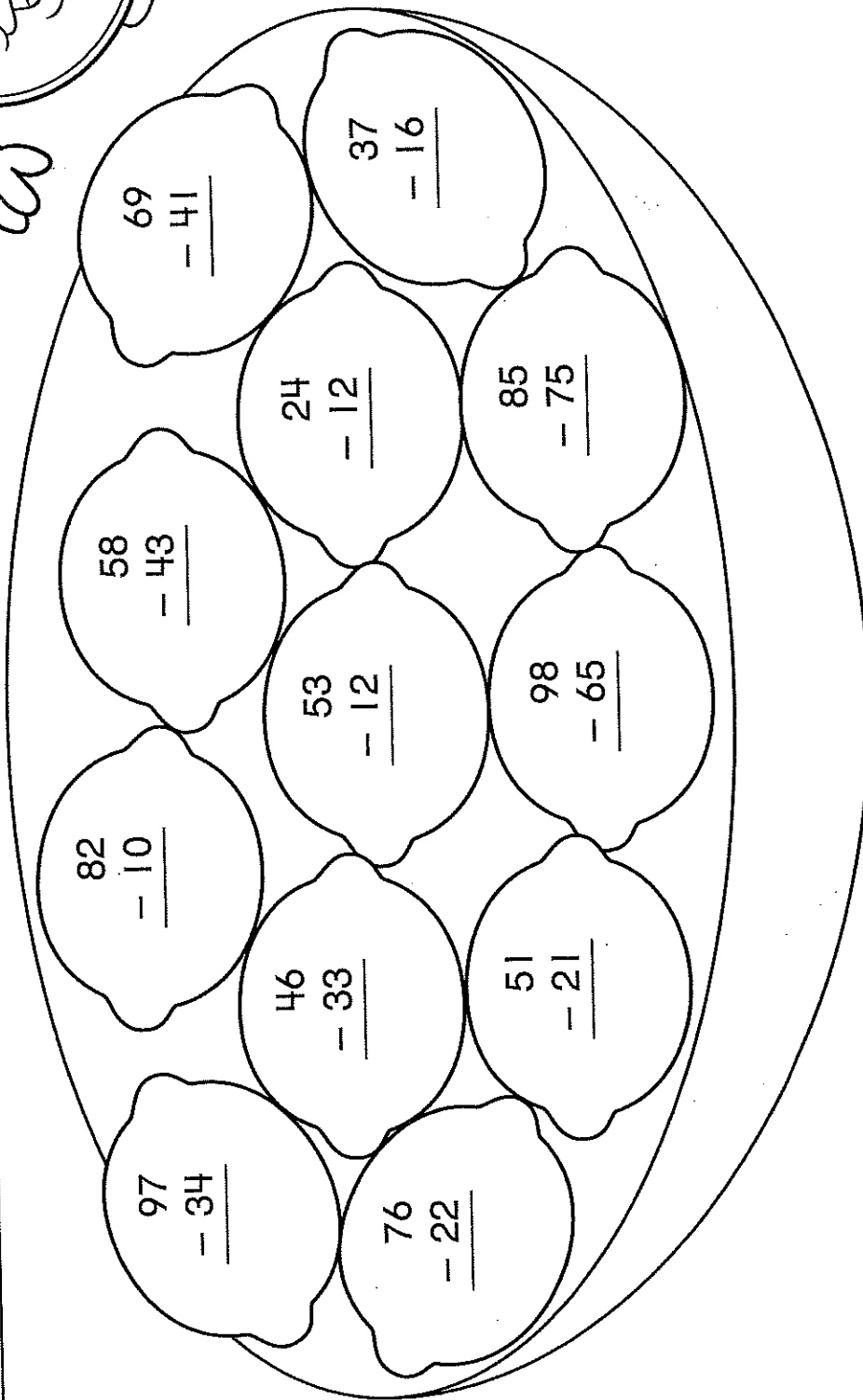

Name \_\_\_\_\_

Lemonade

Two-digit subtraction without regrouping

## A Bowl Full of Lemons

Subtract.  
Color each ice cube with a matching answer.



**Bonus Box:** Mom bought 46 lemons. She used 15 lemons. How many lemons are left? \_\_\_\_\_






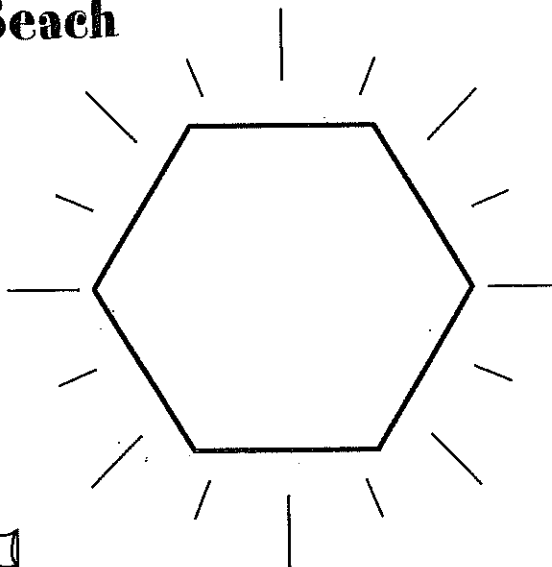

Name \_\_\_\_\_

Summer (beach)

Spatial reasoning

## A Beautiful Beach

Color and cut out the pieces.  
Match two pieces to each object.  
Glue.



©The Mailbox® • Teacher's Helper® • TEC46049 • June/July 2010

