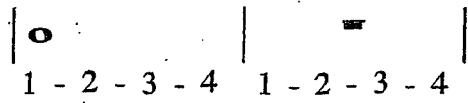
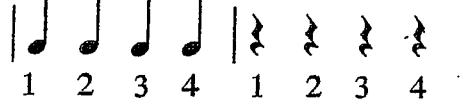


Rhythm Exercises - Chart 1

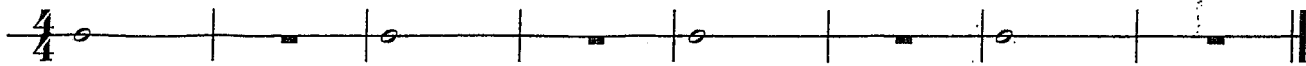
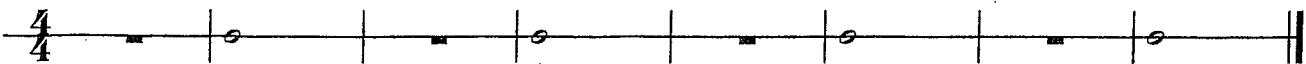
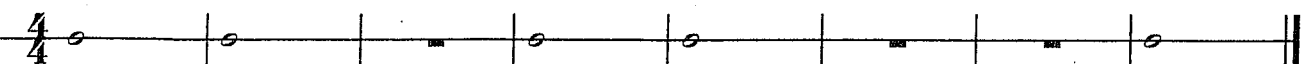
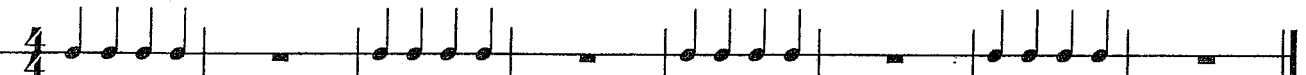
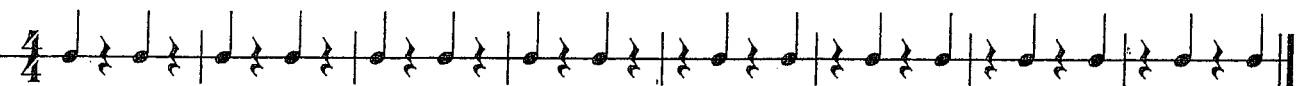


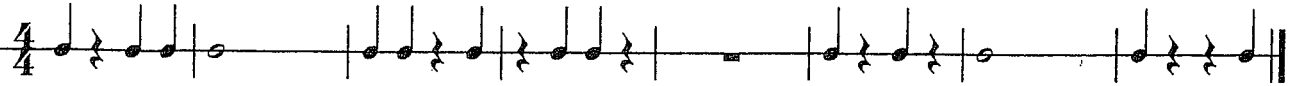
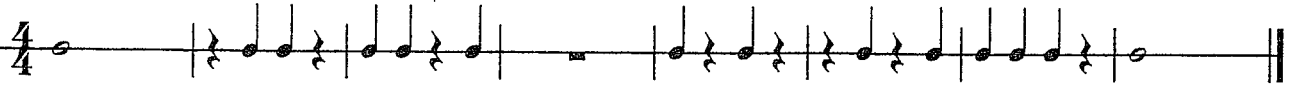
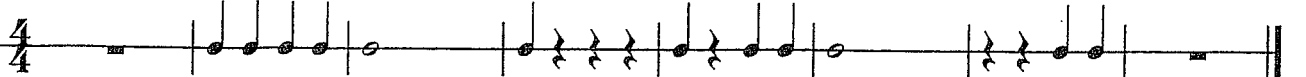
Whole Note (4) Whole Rest (4)



Quarter Note (1) Quarter Rest (1)

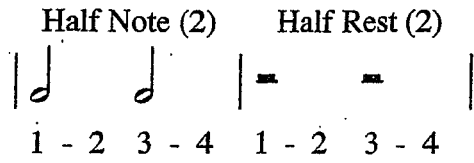


$\frac{4}{4}$ beats per measure
quarter note receives beat

1. 
2. 
3. 
4. 
5. 
6. 
7. 
8. 
9. 
10. 

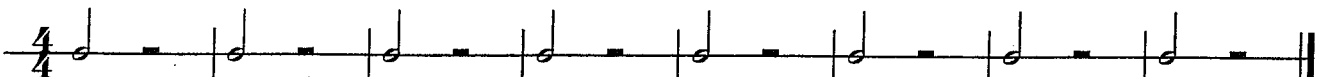

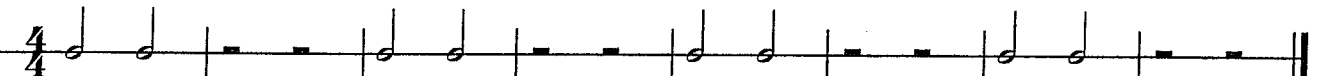
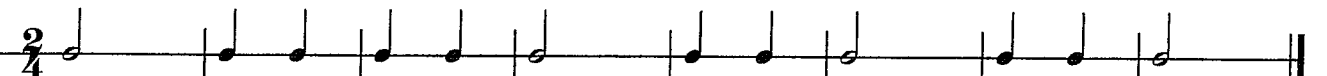

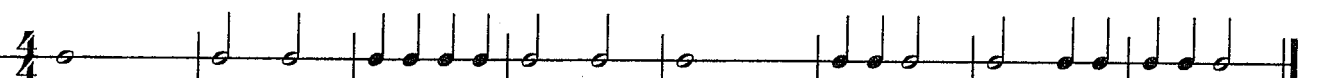
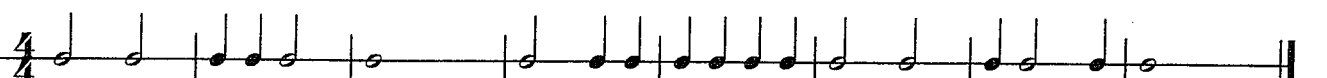



Rhythm Exercises - Chart 2

Half Note (2) Half Rest (2)



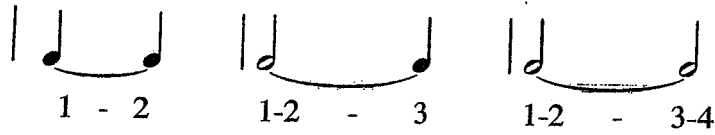
1 - 2 3 - 4 1 - 2 3 - 4

$\frac{2}{4}$ beats per measure
quarter note receives beat

1. 
2. 
3. 
4. 
5. 
6. 
7. 
8. 
9. 
10. 

Rhythm Exercises - Chart 3

Tie



1 - 2 1-2 - 3 1-2 - 3-4

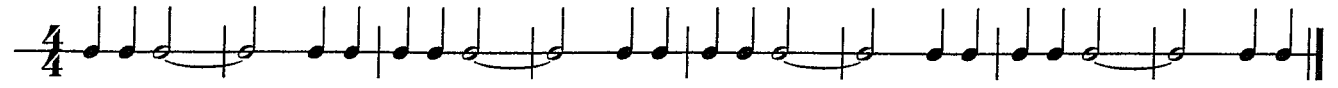
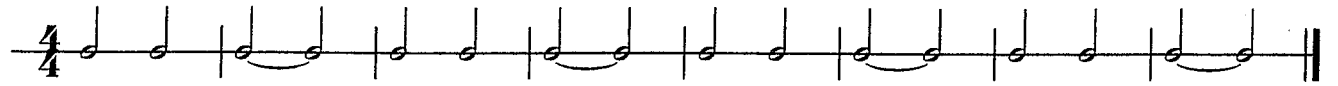
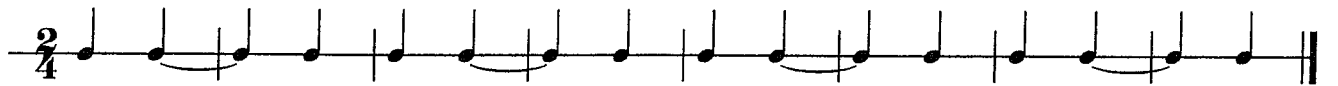
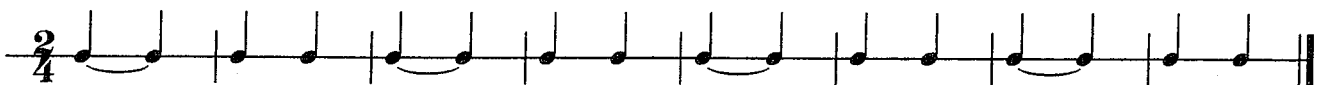

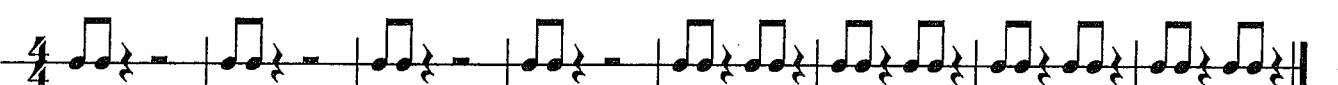




Detailed description: This block shows three musical examples of ties. The first shows two eighth notes tied together, with the number '1' under the first and '2' under the second. The second shows a quarter note tied to a quarter note, with '1-2' under the first and '3' under the second. The third shows a quarter note tied to a half note, with '1-2' under the first and '3-4' under the second.

Eighth Note (1/2)



1 & 2 & 3 & 4 &

Detailed description: This block shows a musical example of eighth notes. It consists of a single eighth note followed by a dotted quarter note, with the numbers '1 & 2 & 3 & 4 &' written below.

1. 
2. 
3. 
4. 
5. 
6. 
7. 
8. 
9. 
10. 

Rhythm Exercises - Chart 4

Dotted Half Note (3)



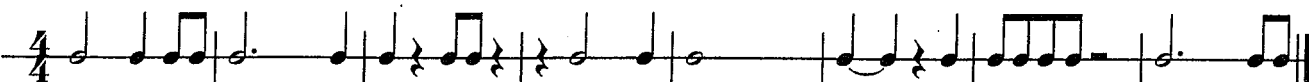
1 - 2 - 3

$\frac{3}{4}$ beats per measure
quarter note receives beat

- 1.
- 2.
- 3.
- 4.
- 5.
- 6.
- 7.
- 8.
- 9.
- 10.

Rhythm Exercises - Chart 5

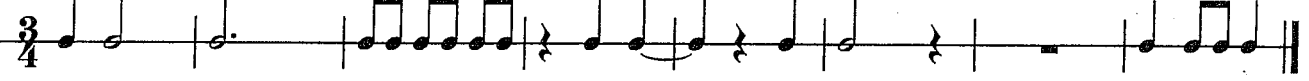
Comprehensive Exercises


1. $\frac{4}{4}$ 


2. $\frac{3}{4}$ 

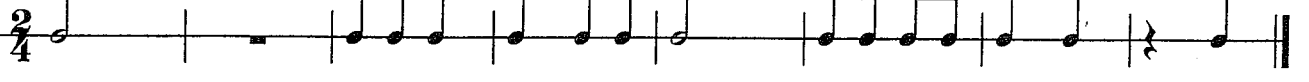
3. $\frac{4}{4}$ 


4. $\frac{2}{4}$ 


5. $\frac{3}{4}$ 

6. $\frac{4}{4}$ 

7. $\frac{4}{4}$ 

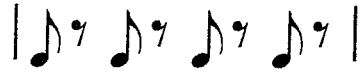
8. $\frac{2}{4}$ 

9. $\frac{3}{4}$ 

10. $\frac{4}{4}$ 

Rhythm Exercises - Chart 6

Single Eighth Note
and Eighth Rest (1/2)




1 & 2 & 3 & 4 &

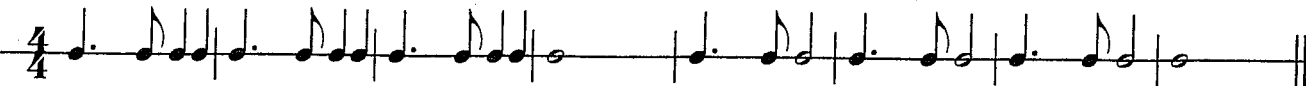
1. Musical notation for exercise 1 in 4/4 time. It consists of four measures: the first two measures contain eighth notes and eighth rests, and the last two measures contain eighth notes.
2. Musical notation for exercise 2 in 4/4 time. It consists of four measures: the first two measures contain eighth notes and eighth rests, and the last two measures contain eighth notes.
3. Musical notation for exercise 3 in 4/4 time. It consists of four measures: the first two measures contain eighth notes and eighth rests, and the last two measures contain eighth notes.
4. Musical notation for exercise 4 in 4/4 time. It consists of four measures: the first two measures contain eighth notes and eighth rests, and the last two measures contain eighth notes.
5. Musical notation for exercise 5 in 4/4 time. It consists of four measures: the first two measures contain eighth notes and eighth rests, and the last two measures contain eighth notes.
6. Musical notation for exercise 6 in 3/4 time. It consists of four measures: the first two measures contain eighth notes and eighth rests, and the last two measures contain eighth notes.
7. Musical notation for exercise 7 in 2/4 time. It consists of four measures: the first two measures contain eighth notes and eighth rests, and the last two measures contain eighth notes.
8. Musical notation for exercise 8 in 4/4 time. It consists of four measures: the first two measures contain eighth notes and eighth rests, and the last two measures contain eighth notes.
9. Musical notation for exercise 9 in 3/4 time. It consists of four measures: the first two measures contain eighth notes and eighth rests, and the last two measures contain eighth notes.
10. Musical notation for exercise 10 in 2/4 time. It consists of four measures: the first two measures contain eighth notes and eighth rests, and the last two measures contain eighth notes.


Rhythm Exercises - Chart 7


Dotted Quarter Note (1 1/2)

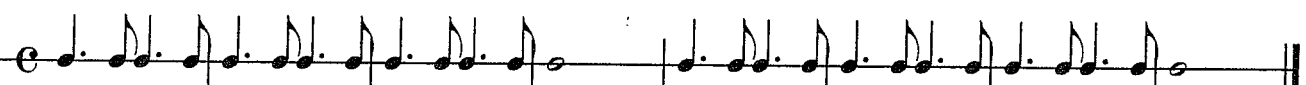

1&2 & 3&4 &

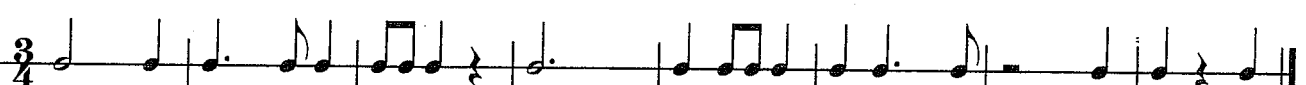
C Common Time
(same as 4/4)


1. 


2. 


3. 


4. 


5. 

6. 

7. 

8. 

9. 

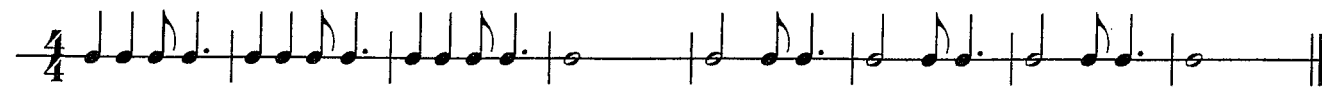
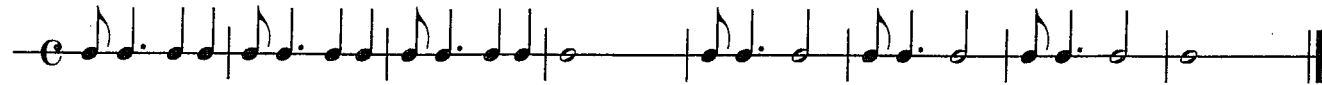
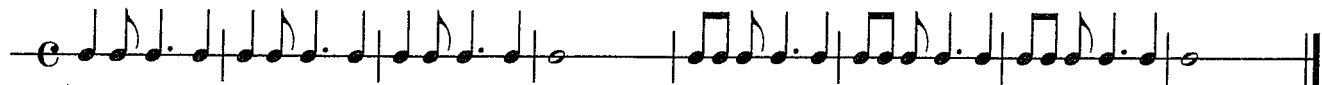
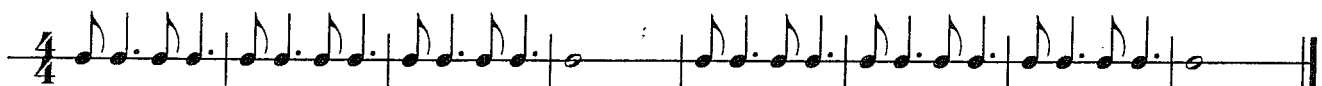
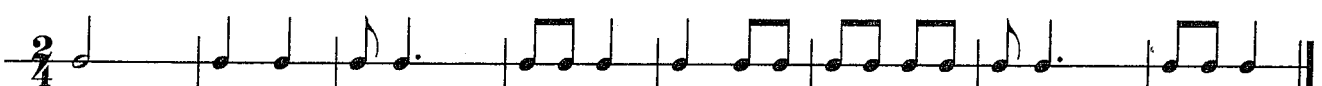
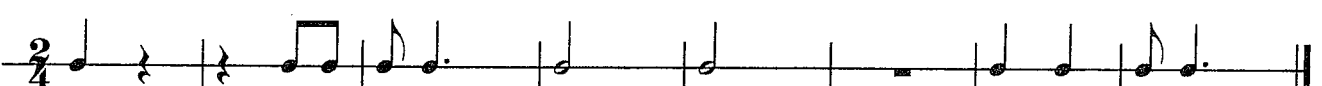
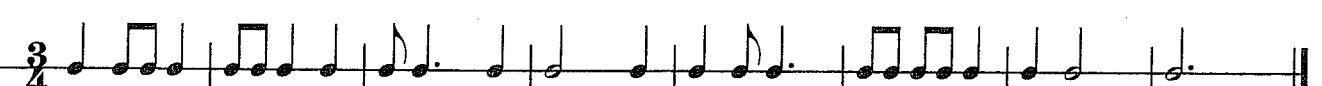



10. 

Rhythm Exercises - Chart 8

Dotted Quarter Note (1 1/2)



1 &2& 3 &4&

1. 
2. 
3. 
4. 
5. 
6. 
7. 
8. 
9. 
10. 

Rhythm Exercises - Chart 9

Syncopation
(notes 1 beat or longer placed on "&")



- 1.
- 2.
- 3.
- 4.
- 5.
- 6.
- 7.
- 8.
- 9.
- 10.

Rhythm Exercises - Chart 10

Comprehensive Exercises

1. $\frac{4}{4}$

2. $\frac{3}{4}$

3. C

4. $\frac{2}{4}$

5. $\frac{3}{4}$

6. $\frac{4}{4}$

7. C

8. $\frac{2}{4}$


9. $\frac{3}{4}$

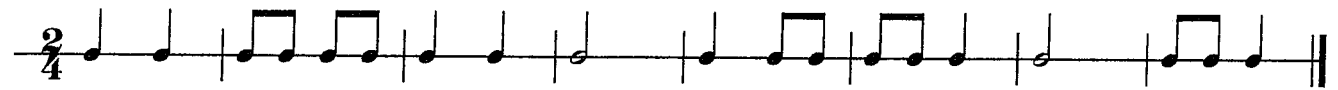
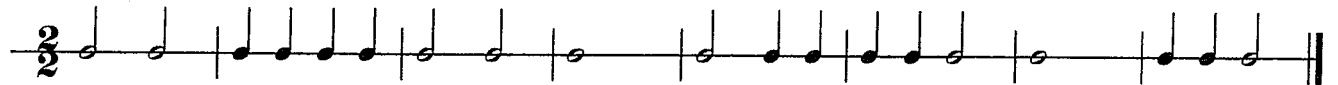
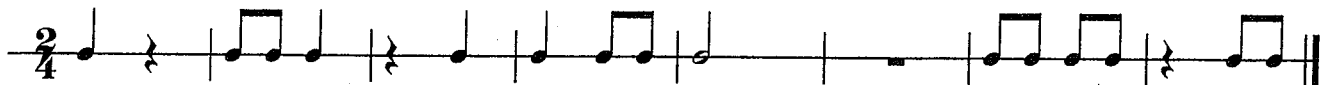
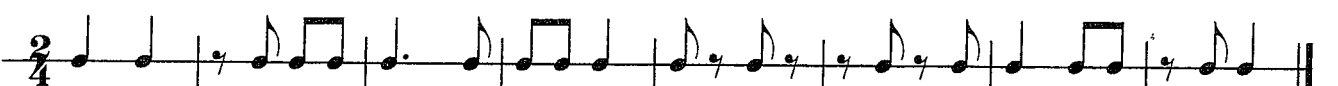




10. $\frac{4}{4}$

Rhythm Exercises - Chart 11

$\frac{2}{2}$ beats per measure
half note receives beat

$\text{\textcircled{C}}$ Cut Time (Ala Breve)
(same as 2/2)


1 2 1 & 2 & 1 - 2

1. $\frac{2}{4}$ 
2. $\frac{2}{2}$ 
3. $\frac{2}{4}$ 
4. $\frac{2}{2}$ 
5. $\frac{2}{4}$ 
6. $\frac{2}{2}$ 
7. $\text{\textcircled{C}}$ 
8. $\text{\textcircled{C}}$ 
9. $\text{\textcircled{C}}$ 
10. $\text{\textcircled{C}}$ 

Rhythm Exercises - Chart 12

Sixteenth Note (1/4)



1 e & a 2 e & a 3 e & a 4 e & a

- 1.
- 2.
- 3.
- 4.
- 5.
- 6.
- 7.
- 8.
- 9.
- 10.

Rhythm Exercises - Chart 13

Eighth / Sixteenth Note Pattern



1-- & a 2-- & a 3-- & a 4-- & a

1. $\frac{4}{4}$ 

2. C 

3. $\frac{4}{4}$ 

4. C 

5. $\frac{2}{4}$ 

6. $\frac{2}{4}$ 

7. $\frac{2}{4}$ 

8. $\frac{3}{4}$ 

9. $\frac{3}{4}$ 

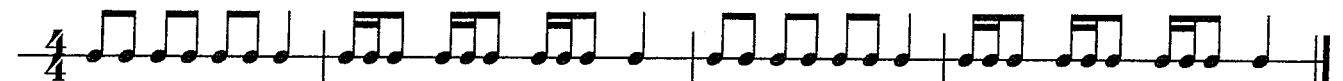

10. $\frac{3}{4}$ 

Rhythm Exercises - Chart 14

Sixteenth / Eighth Note Pattern



1 e &- 2 e &- 3 e &- 4 e &-

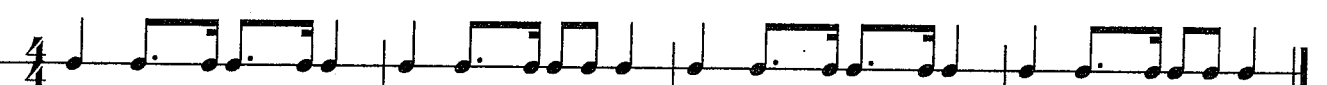


1. 
2. 
3. 
4. 
5. 
6. 
7. 
8. 
9. 
10. 

Rhythm Exercises - Chart 15

Dotted Eighth Note (3/4)

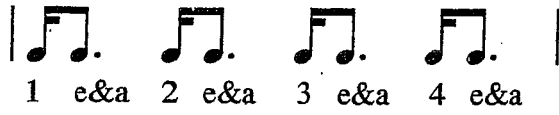


1e& a 2e& a 3e& a 4e& a

1. 
2. 
3. 
4. 
5. 
6. 
7. 
8. 
9. 
10. 

Rhythm Exercises - Chart 16

Dotted Eighth Note (3/4)

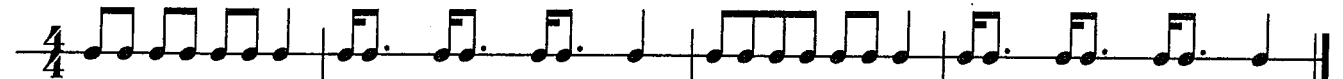

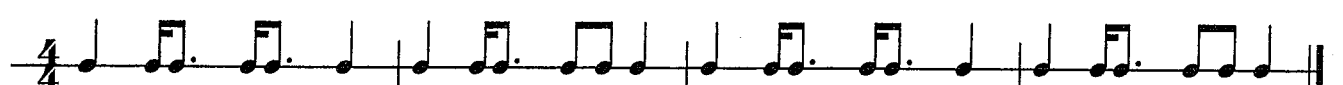









1 e&a 2 e&a 3 e&a 4 e&a

Sixteenth / Eighth / Sixteenth Note Pattern








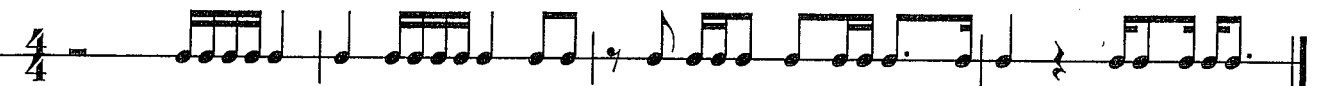

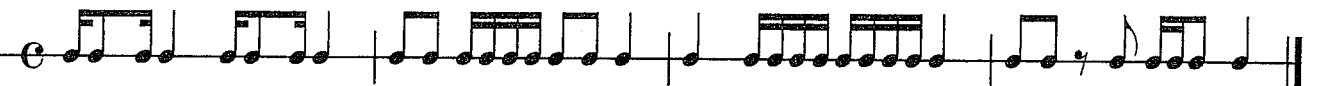


1 e-- a 2 e-- a 3 e-- a 4 e-- a

1. 
2. 
3. 
4. 
5. 
6. 
7. 
8. 
9. 
10. 

Rhythm Exercises - Chart 17

Comprehensive Exercises

1. 
2. 
3. 
4. 
5. 
6. 
7. 
8. 
9. 
10. 

Rhythm Exercises - Chart 18

$\frac{6}{8}$ beats per measure
eighth note receives beat

$\frac{3}{8}$ beats per measure
eighth note receives beat

1 2 3 4 5 6 | 1 2 3

$\frac{9}{8}$ beats per measure
eighth note receives beat

$\frac{12}{8}$ beats per measure
eighth note receives beat

1 2 3 4 5 6 7 8 9 | 1 2 3 4 5 6 7 8 9 10 11

- 1.
- 2.
- 3.
- 4.
- 5.
- 6.
- 7.
- 8.
- 9.
- 10.

Rhythm Exercises - Chart 19

Triplets (eighth notes)

Triplets (quarter notes)

1 la li 2 la li 3 la li 4 la li 1 li la 2 li la

- 1.
- 2.
- 3.
- 4.
- 5.
- 6.
- 7.
- 8.
- 9.
- 10.

Rhythm Exercises - Chart 20

Dotted Whole Note (6)



$\frac{5}{4}$ beats per measure
quarter note receives beat

$\frac{6}{4}$ beats per measure
quarter note receives beat

1. $\frac{5}{4}$
2. $\frac{6}{4}$
3. $\frac{5}{4}$
4. $\frac{6}{4}$
5. $\frac{5}{4}$
6. $\frac{6}{4}$
7. $\frac{5}{4}$
8. $\frac{6}{4}$
9. $\frac{5}{4}$
10. $\frac{6}{4}$