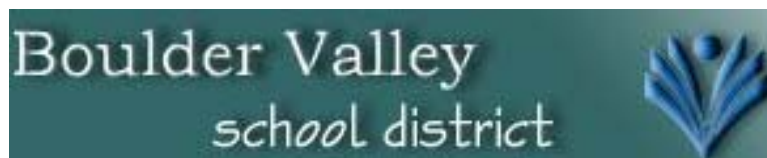




Peak to Peak Charter Schools, Inc.

Boulder Valley School District



Charter Renewal Application

October 1, 2009



# Table of Contents

- I. Charter Renewal - Executive Summary**.....4
  - I.1 PEAK TO PEAK'S VISION**.....4
  - I.2 PEAK TO PEAK'S MISSION**.....4
  - I.3 PEAK TO PEAK'S CORE VALUES/PILLARS**.....4
  
- 2. School Progress – C.R.S 22-30.5-110(2)(a)**.....5
  - 2.1. GOAL 1: Provide an exemplary liberal arts college preparatory education from kindergarten through twelfth grade**
    - 2.1.1. Meet or exceed BVSD and State of Colorado content standards.....6
    - 2.1.2. Provide an excellent, sequential curriculum that builds a student's knowledge base and critical thinking skills from the elementary level through a liberal arts, college preparatory education.....12
    - 2.1.3. Provide appropriate placement for all students.....15
    - 2.1.4. All students will meet established Peak to Peak content standards or be on a plan for improvement, including 504, ILPS and IEP.....16
    - 2.1.5. Use technology productively.....17
    - 2.1.6. Provide exceptional library media and information technology services for all teachers and students in grades K-12.....17
  
  - 2.2. GOAL 2: Encourage the enrollment, retention and graduation of students from all economic and ethnic backgrounds**
    - 2.2.1. Establish and maintain effective outreach and support programs.....18
    - 2.2.2. Ensure well-rounded program that incorporates components desired by college admissions.....20
    - 2.2.3. Provide summer camp services in academics, athletics, and extra curricular activities for all students..21
    - 2.2.4. Develop an exemplary counseling/college planning center.....21
    - 2.2.5. Provide student services to enhance student retention.....22
    - 2.2.6. Ensure that students and parents clearly understand graduation requirements.....23
    - 2.2.7. Ensure that graduating seniors meet the course requirements of selective public and private colleges and universities.....23
  
  - 2.3. GOAL 3: Promote a safe, positive, and respectful school culture and environment**
    - 2.3.1. Value students and parents as customers and be responsive to their concerns in a manner that is consistent with the school's goals and mission.....24
    - 2.3.2. Encourage parents to participate actively in the school.....26
    - 2.3.3. Model and foster respect and support among the students, faculty, staff, administration, and the board of directors.....27
    - 2.3.4. Promote respectful relationships among all members of the school community.....27
    - 2.3.5. Design, build and maintain the Peak to Peak campus so that it supports the school's mission and goals in a fiscally responsible manner.....27
    - 2.3.6. Promote and encourage character development for all members of the school community.....28
  
  - 2.4. GOAL 4: Support students to become self-directed, active and responsible participants in school, the broader community and life**
    - 2.4.1. Ensure students have a meaningful role in scheduling events, student led activities, and student government.....30
    - 2.4.2. Allow for student representation on selected committees as approved by the board.....31
    - 2.4.3. Enhance each student's social, emotional and physical development.....31
    - 2.4.4. Support students in becoming responsible citizens.....33
    - 2.4.5. Inspire students to pursue opportunities for personal development.....33
  
  - 2.5. GOAL 5: Demonstrate effective school management**



- 2.5.1. Strive to achieve long-term financial viability and stability.....33
- 2.5.2. Create and implement a fund development plan to support the strategic plan.....33
- 2.5.3. Maximize external revenue opportunities in order to promote efficient operation of the school.....34
- 2.5.4. Implement effective administrative practices and processes.....35
- 2.5.5. Ensure the Peak to Peak board of directors focuses on strategic and meaningful school development.37
- 2.5.6. Ensure effective independent oversight of school operations and governance.....37
- 2.5.7. Hire and retain qualified administrators, teachers and staff.....38
- 2.5.8. Manage organizational structure for optimal academic and operational success.....40
- 2.5.9. Emphasize transparent and proactive communication with all stakeholders.....41
- 2.5.10. Become one of the top 100 schools in the United States.....42
- 2.5.11. Negotiate an acceptable contract with the school district.....42
  
- 3. School Finance – C.R.S 22-30.5-110(2)(b).....44**
  
- 4. 2009 Proposal Update.....45**
  - 4.1 Proposal Changes - Summary and Rationale.....45**
    - 4.1.1. Core Academic and Personal Development Goals and Objectives Reaffirmed.....45
    - 4.1.2. Emphasis on Financial Viability of Peak to Peak.....45
    - 4.1.3. Cost Structure.....45
    - 4.1.4. Revenue Opportunities.....46
    - 4.1.5. Policies.....46
    - 4.1.6. Facilities.....46
  
- 5. Appendices**
  - APPENDIX A. High School Key Performance Indicators**
  - APPENDIX B. Middle School Key Performance Indicators**
  - APPENDIX C. Elementary School Key Performance Indicators**
  - APPENDIX D. BVSD and Peak to Peak Demographic Data**
  - APPENDIX E. Peak to Peak 2005-2009 Accomplishments**
  - APPENDIX F. Peak to Peak Communication Pathways**



# Charter Renewal Application

## I. Charter Renewal - Executive Summary

Peak to Peak Charter School, Inc. is pleased to submit its application for renewal of its charter with the Boulder Valley School District (BVSD). This document provides all information needed to comply with the Colorado Revised Statutes, Title 22, Article 30.5, Section 110, Subsection 2, Paragraphs (a) and (b), which define the statutory requirements for a renewal application.

The sections of this document contain the renewal application describing Peak to Peak's academic outcomes and other areas of progress, financial health, a summary of updated bylaws approved by the membership, as well as the proposed changes for the new contract. Appendices are included to provide additional detail in many areas.

Peak to Peak appreciates the opportunity to work with BVSD to finalize this agreement, coming to a mutually satisfactory contract by the deadline of February 1, 2010.

The inspiration for Peak to Peak's approach to education comes from the organization's vision, mission and core values, which were established by the founding families.

### ***1.1. Peak to Peak's Vision***

The Peak to Peak community will inspire students to fulfill their academic dreams for college, to develop their creative passions and athletic talents, and to become responsible citizens.

### ***1.2. Peak to Peak's Mission***

- Provide broad access to an exemplary K-12 liberal arts, college preparatory education that challenges students to achieve their academic potential.
- Be a community that values and recognizes scholarship, academic achievement, and creativity.
- Provide an environment in which each student is known, respected, and valued as an individual of great potential and promise.
- Prepare students to become active and responsible citizens of an interdependent world.

### ***1.3. Peak to Peak's Core Values/Pillars***

Peak to Peak is guided by a core set of values and commitments to students, staff and the community at large.



- **Pillar 1. We Value Learning: Educational Philosophy**

Learning is the core value of Peak to Peak. The school emphasizes excellence in a college preparatory education by focusing its efforts on the capability of students of all backgrounds and cultures to grow academically and personally.

- **Pillar 2. We Value Character Development**

Respect, responsibility, and other universally valued character traits are embedded in the curriculum and school culture to help equip students for long-term success in life.

- **Pillar 3. We Value Our Faculty and Staff**

Peak to Peak fosters an environment that is fair, challenging, and innovative and that supports extensive professional development. We take pride in the excellence of our faculty and staff.

- **Pillar 4. We Welcome Our Community**

Peak to Peak actively includes students, staff, parents and community partners. Our partners have the opportunity to engage in productive dialogue and to make a difference.

## 2. School Progress – C.R.S 22-30.5-110(2)(a)

Statutory requirement: “A report on the progress of the charter school in achieving the goals, objectives, pupil performance standards, content standards, and other terms of the charter contract and the results achieved by the charter school's students on the assessments administered through the Colorado student assessment program.”

This section of the renewal application documents the progress that Peak to Peak has made with regards to the goals and objectives that were set in 2005. Since the last contract renewal, Peak to Peak has achieved impressive results. *Newsweek* and *US News & World Report* have both listed Peak to Peak among the top 100 schools in the nation, giving the school a national reputation for excellence. *5280*, a Denver-based magazine, named Peak to Peak the top high school in the Denver metro area. In all areas, from academic curriculum to school culture, from accomplishment of standards to athletics and activities, from student leadership to fiscal responsibility, the organization has met or exceeded expectations. The remainder of this section comprises a summary of key accomplishments against Peak to Peak's 2005 goals and objectives.

Included in Appendix E is a summary of school accomplishments in the areas of academics, arts, athletics, character and community service, and faculty and staff. These are listed by school year from 2005-06 through 2008-09.



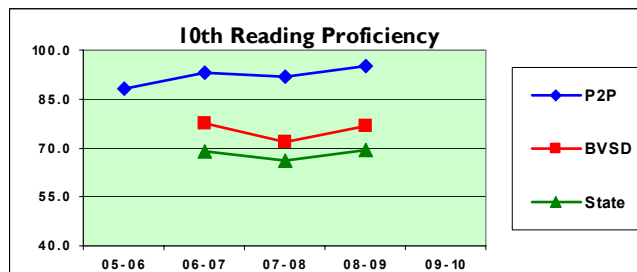
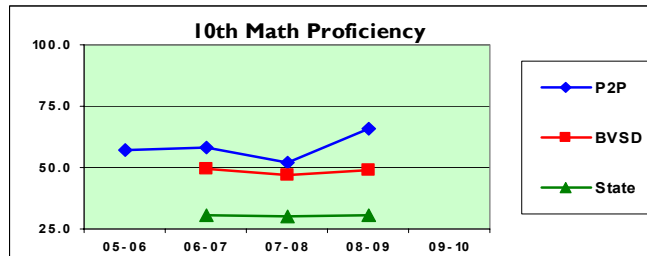
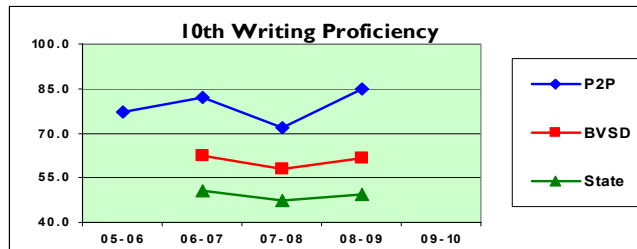
2.1. Goal 1: Provide an exemplary liberal arts college preparatory education from kindergarten through twelfth grade.

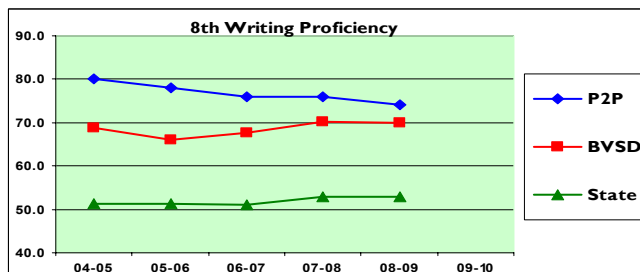
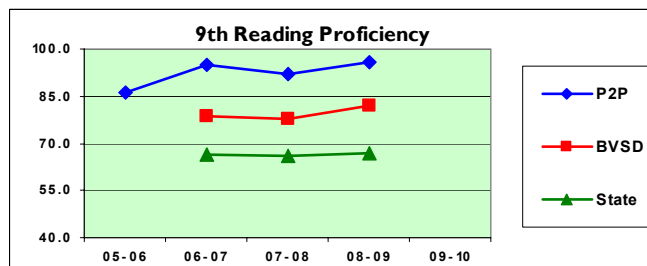
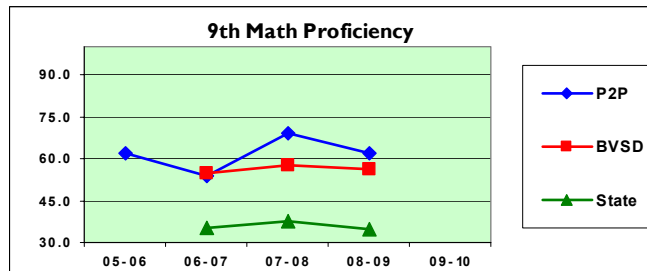
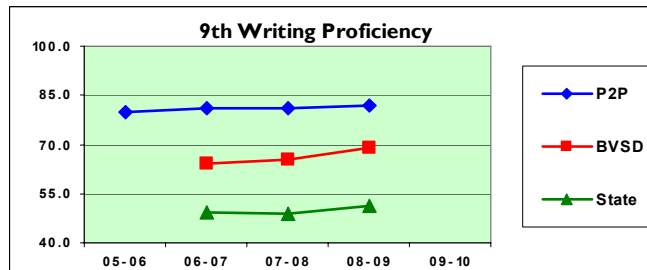
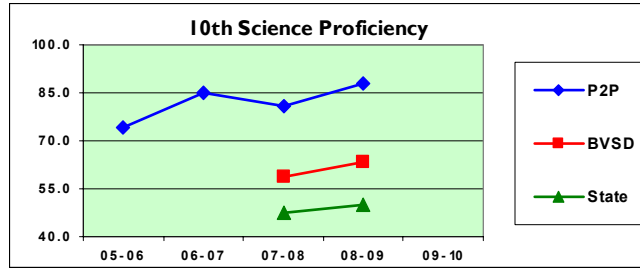
2.1.1. Meet or exceed BVSD and State of Colorado content standards.

We are proud to present the excellent academic outcomes produced by Peak to Peak Charter School. The academic results in this section come from the Colorado Student Assessment Program (CSAP) and related measurements of school and student performance.

Peak to Peak’s rigorous curriculum has resulted in the school’s ranking “Excellent” at the elementary, middle, and high school levels, and earning multiple “John Irwin School of Excellence” awards. The Excellent ratings and the John Irwin Awards are based on CSAP scores and are presented to schools that rate within the top 8 percent of all Colorado public schools.

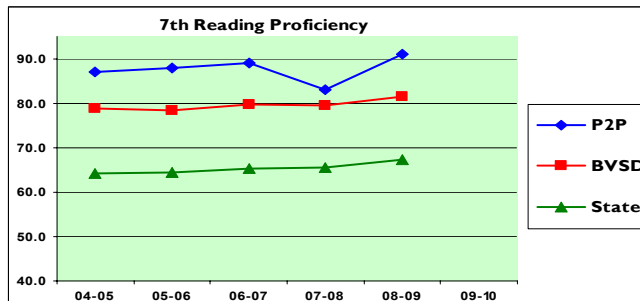
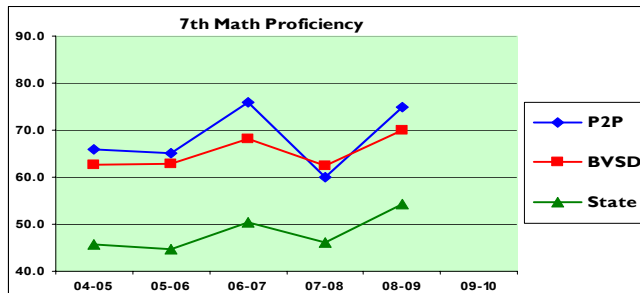
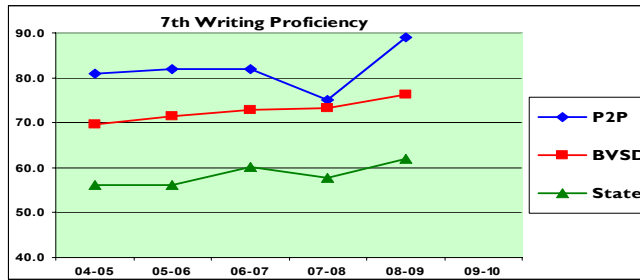
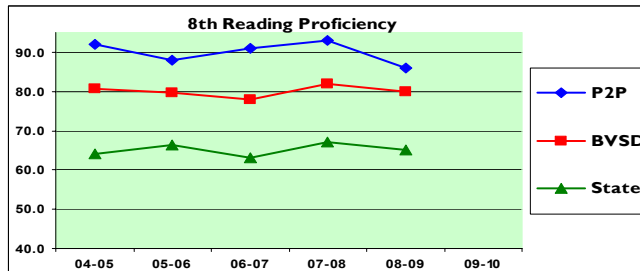
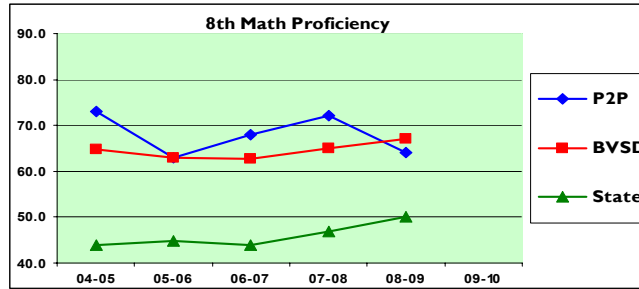
As shown in the following charts and graphs, Peak to Peak’s CSAP results have consistently met or exceeded BVSD and state averages in reading, writing and math across all grade levels. For a complete set of charts and graphs on proficiency levels and median growth, please see Appendices A, B and C for Key Performance Indicators (KPIs) for High School, Middle School, and Elementary School.



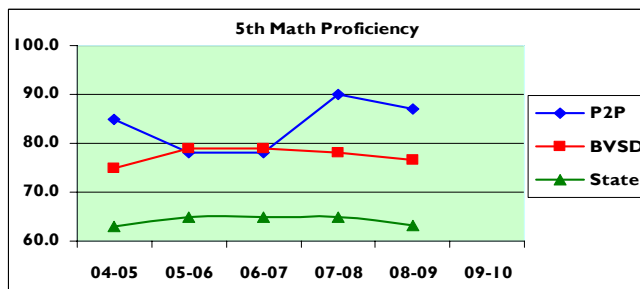
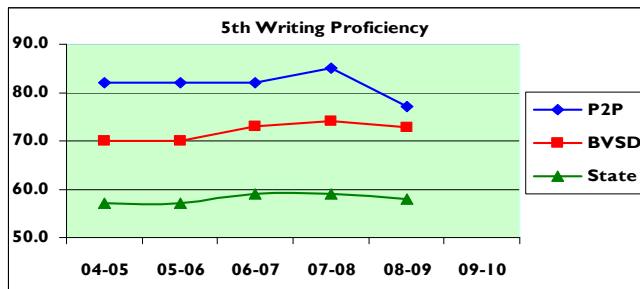
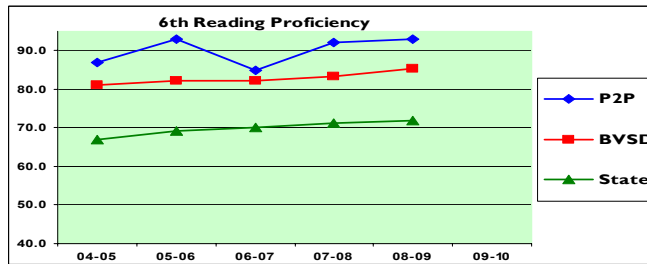
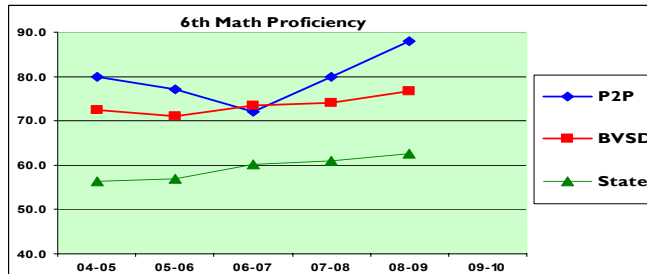
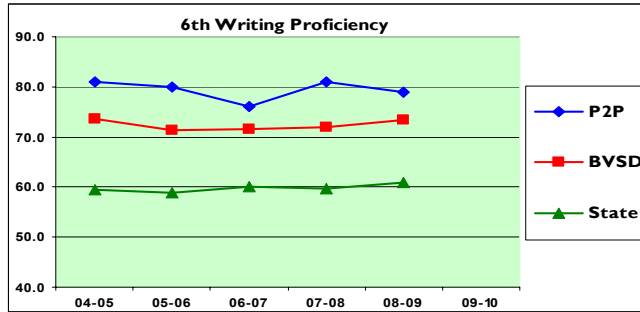




BVSD CONTRACT RENEWAL

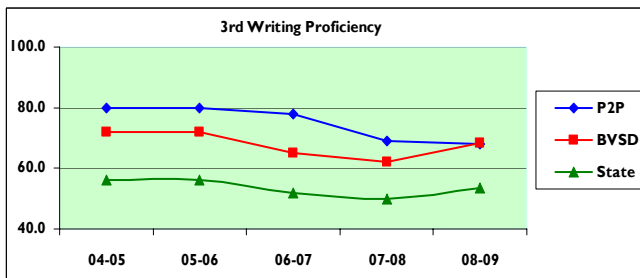
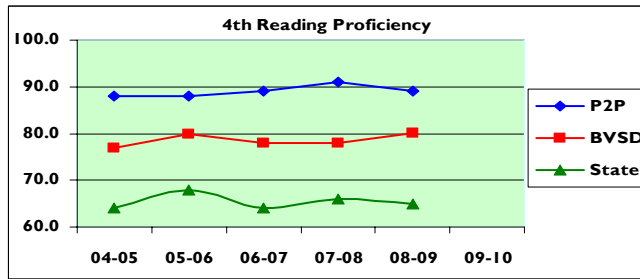
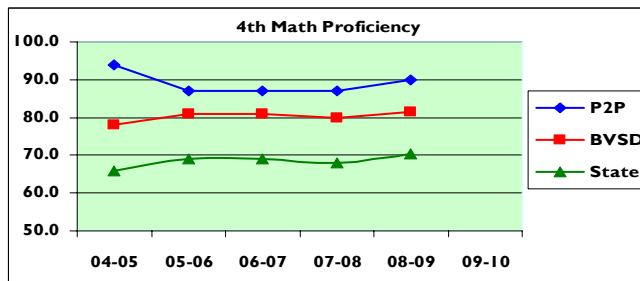
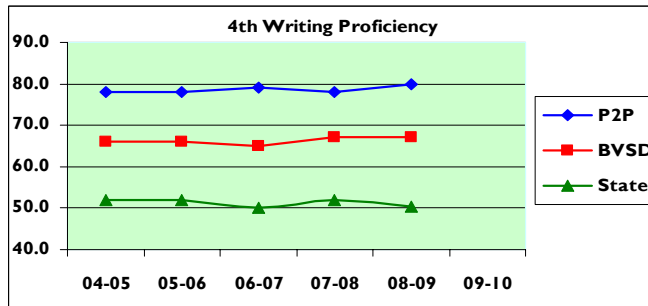
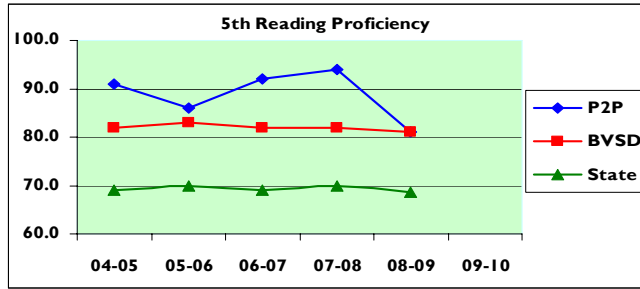


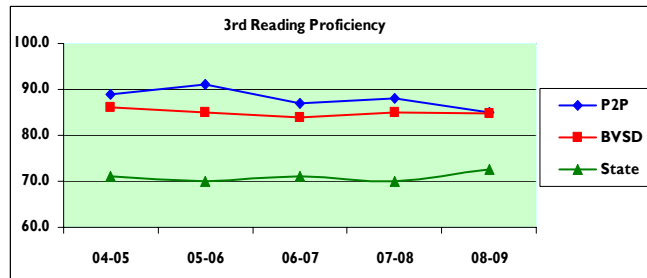
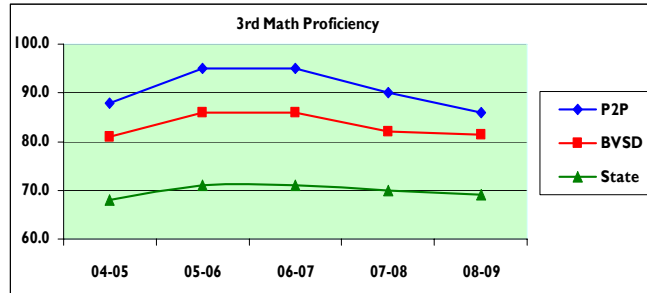






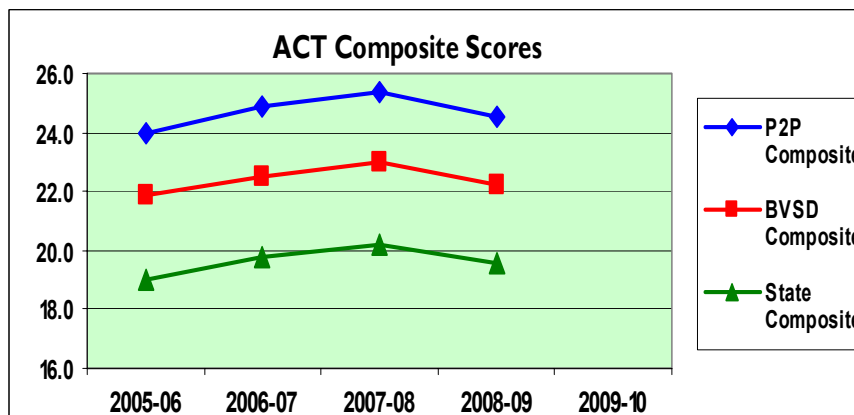
BVSD CONTRACT RENEWAL





Peak to Peak complies with BVSD reporting requirements which include improvement plans for any individual grade or subject level within the school’s CSAP results that do not meet the high-level standard of performance.

While CSAP is a key measurement of academic success, Peak to Peak has achieved academic success well beyond those items measured by CSAP. These successes cover a wide range of academic areas and include not only student successes in those areas, but the school’s success in demonstrating academic leadership and making a variety of academic leadership opportunities available to students. As a college preparatory school, Peak to Peak highly values the ACT test as a key metric of success in preparing students for the rigors of college. Please see the performance of Peak to Peak students on the ACT test over the past five years. In line with the school’s mission, Peak to Peak students have consistently scored higher than their counterparts at BVSD and across the state of Colorado.





**2.1.2. *Provide an excellent, sequential curriculum that builds a student's knowledge base and critical thinking skills from the elementary level through a liberal arts, college preparatory education.***

Peak to Peak has developed a cohesive curriculum, where students begin in elementary school with a Core Knowledge-based curriculum and proceed to the middle school curriculum, which reinforces and builds on this solid foundation, preparing students for the rigorous college preparatory high school curriculum.

Peak to Peak's K-12 curriculum focuses on standards-based learning and demonstrated mastery of essential learnings. The elementary school uses the nationally recognized Core Knowledge Sequence for social studies and science, while the secondary has adopted its own standards and benchmarks for all content areas. Peak to Peak standards meet or exceed state requirements and include authentic, college preparatory skills, objectives and content. Students are placed according to their abilities rather than by strict grade levels, with ability-grouping, clustering and differentiation to ensure that each individual is appropriately challenged.

**English:** At the elementary school, Peak to Peak uses the Guided Reading Model to provide students with essential instruction based on the five dimensions of reading: phonics, phonemic awareness, fluency, vocabulary and comprehension. This model allows for daily immersion in literature through meaningful and authentic reading, writing, speaking and listening experiences in all subject areas. State and district standards and benchmarks, along with literacy assessments administered several times throughout the year, ensure students receive appropriate instruction at each grade level. Peak to Peak's language arts curriculum serves to provide students with a strong foundation of skills, while also fostering students' abilities to become thoughtfully literate.

The development of writing skills is an integral part of Peak to Peak's curriculum at all levels. All grades use the writing workshop model of instruction to teach specific units of writing. These units teach particular genres, processes or specific aspects of the craft of writing. As in reading instruction, writing instruction takes place in the form of whole-class and small group lessons as well as individual writing conferences. A key component of writing workshops is the use of authentic literature to model the element of writing being studied by the class. Skills such as spelling, usage and grammar are then taught in the context of students' writing. In grades K-1, children are encouraged to make the connection between sounds and letters in words, and they begin to make a gradual transition from invented to standard spelling through the study of some high-frequency words and common spelling patterns. In grades 2-5, children are held accountable for correctly spelling more difficult high-frequency words, while learning to apply spelling generalizations and patterns. Children are taught how to consult a dictionary and electronic spell-checkers for spelling assistance, and final drafts of writing are edited for correct spelling. Throughout the grades, vocabulary is an integral part of instruction in all subject areas.



**Math:** Peak to Peak strongly believes that mathematics is an important and essential discipline. Mathematics not only facilitates a pattern of logical thinking but also presents a system of valuable skills that are applicable to one's everyday life. Thus, the primary goal is to help students understand the value of mathematics and then provide them with the skills they need to achieve their full potential in this field of study. Peak to Peak accomplishes this in the following manner:

- Require students to understand the concrete and abstract concepts of mathematics as well as demonstrate an ability to apply those concepts in their everyday lives
- Challenge students to be responsible and active learners who confidently communicate their learning to others
- Maintain high expectations of students
- Let students know we believe in their ability to succeed in math
- Place students at a level where they are challenged yet successful
- Maintain a quality education for students and regularly seek to improve classroom pedagogy

Students are placed in the appropriate math classes based on ability and academic achievement. Students are encouraged to take the most challenging course in which they can succeed, but care is taken to avoid putting students in a situation where they may feel overwhelmed. Peak to Peak's goal is to have all students ready to take Pre-Algebra in 6<sup>th</sup> grade and Geometry in 9<sup>th</sup> grade, with alternative courses available for students who are not ready to make that transition.

**Science:** Peak to Peak's elementary science curriculum follows state standards and is aligned from grades K-12. The content areas for teaching science at the elementary level come primarily from the Core Knowledge sequence. In addition, teachers incorporate FOSS (Full Option Science System) and Delta Learning Modules into the science curriculum. FOSS and Delta offer self-contained modules that provide students with opportunities for inquiry-based, hands-on learning. All 5<sup>th</sup>, 6<sup>th</sup>, and 8<sup>th</sup> grade students are required to participate in the annual science fair, where they are afforded opportunities to further develop and demonstrate their scientific thinking skills. Peak to Peak strongly believes that scientific literacy is an achievable goal for all students. Not only will students have a solid scientific foundation on which to build, they will continuously be encouraged to think like true scientists.

Peak to Peak seeks to create excitement for, and excellence in, the pursuit of knowledge and understanding of the natural world. Students are asked to approach scientific problems both critically and creatively, while developing a fundamental understanding of science as a thought process and applying those skills to real world situations in all disciplines. Specifically, students are encouraged to develop their abilities to interpret current events, both scientific and otherwise, using inquiry and logic-based thought. Many of the secondary science courses are heavily lab-based, promoting the philosophy that the acquisition of scientific understanding is best derived from experimentation and not simply the memorization of facts. Students are actively encouraged to explore their interests above and beyond the scope of the classes with full faculty support. The science department works closely with other departments, especially social studies, health, and math, to build strong



interdisciplinary projects. Science is a constantly evolving discipline and, consequently, the science faculty is dedicated to achieving and maintaining the highest level of scientific expertise, with a current knowledge of today's struggles and breakthroughs in the sciences. In addition to providing challenging honors and AP science classes, the science department is dedicated to helping students broaden their skills and breadth of knowledge by offering challenging electives and individual research opportunities. The ultimate goal is to create in the students a long-term love of learning and a methodology to use in interpreting and understanding the world around them - abilities to last and serve a lifetime.

Science and technology go hand-in-hand in today's world and an understanding of the technology behind modern living is essential to being successful in college and in most careers. For this reason, Peak to Peak expects each of its graduates to have facility with and an understanding of technology and its role in modern society.

**Social Studies:** Social Studies at Peak to Peak includes: history, civics, economics, and geography. Each of these areas has state and national standards. These standards define what students will learn from grades K-12. The content for teaching history and civics come primarily from the Core Knowledge sequence, which provides opportunities for students to explore various cultures, customs, and religions from around the world. Geography at Peak to Peak is integrated throughout the Core Knowledge sequence. Geography is supplemented with "Map Essentials," materials created by *National Geographic*, and Rand-McNally atlases. These geography skills are taught based on the 18 National Geography Standards. The study of Economics is embedded in the Core Knowledge program in various units such as the Greek Agora on Greek Festival Day. Children learn "hands on" applications of resources, production, and consumption. In fifth grade, students take part in *Young Ameritowne*, an educational program to help teach about business, economics, and free enterprise in a fun and hands-on way. Daily objectives, anticipatory sets, critical inquiry, participation-based learning and closures are part of every lesson at the secondary level. Students are invited to weigh a diversity of perspectives through the curriculum and share their views about historical and current events topics. Unit-based topics and themes are aligned between English and social studies where relevant, and students are exposed to a range of prompts and rubrics relevant to CSAP, ACT and Advanced Placement free response writing. All students at secondary are involved in original research by the end of their junior year as part of the school's commitment to developing students who are well prepared for the rigorous demands of college writing courses. Also at the secondary levels, the Social Studies curriculum is being reorganized to include new economics standards and benchmarks designed to deepen the understanding of economic systems and the various factors that can impact the economy. Peak to Peak's Social Studies curriculum is designed to be a vital and vibrant part of students' education. Students will have a high degree of background knowledge and the courage, creativity, and passion necessary to become productive citizens and leaders in their own communities, in the nation, and in the world.

**World Languages:** At the elementary level, beginning in first grade, students enjoy world language instruction in Spanish and French, with a focus on pronunciation, vocabulary and cultural studies. At the secondary level, students are expected to take a world language (Spanish, French or Mandarin) at each grade in middle school and complete three years or through level 40 of the same language



course in high school.

**Music, Art, Library and PE:** Students in elementary school meet for music and PE instruction twice per week, and art and library instruction once per week. In music, 5<sup>th</sup> grade students have the opportunity to choose between band, orchestra or choir. Peak to Peak's Library Media Center (LMC) offers a wealth of resources for study and research, a state-of-the-art technology lab and comprehensive information literacy instruction for students. At the secondary level, students have a range of elective options including beginning and advanced art, PE, choir, band and orchestra. High school students are required to complete a minimum of 20 semester credits in visual and performing arts, and have a range of options through Advanced Placement Art.

**Curriculum Philosophy:** As a college preparatory high school, Peak to Peak covers a wide breadth of material in great depth through challenging material in greater depth through challenging or advanced classes. Key aspects of learning at Peak to Peak are analytical reasoning and critical or advanced thinking. Each classroom uses the College Board's Three Levels of Questioning, as well as Bloom's Taxonomy, to shape lesson planning and instruction.

Peak to Peak students who demonstrate a mastery of knowledge and skills are challenged to enroll in one or more Advanced Placement (AP) courses, which are offered in all core subject areas. Peak to Peak offers 19 of these college-level courses, which are accepted by thousands of universities nationwide. More than 30 honors courses are also available to challenge motivated students.

Peak to Peak's staff and faculty take very seriously the mission to teach students to become advanced thinkers – the kind of thinkers that colleges and universities want to admit. The curriculum supports this. The choice of educational materials reinforces it. The type of advanced thinking fostered, combined with the knowledge that fuels that thinking and the character to put it to good use, define what "college prep" means at Peak to Peak. By focusing on a liberal arts college preparatory program, Peak to Peak achieves three important objectives: it helps students identify their passions, it prepares them to successfully meet the educational challenges of higher education, and it prepares them to be well-educated citizens in an increasingly complex world. A liberal arts education has been recognized throughout history for its broad benefits and its value as a foundation for future learning.

Peak to Peak is designed from the top down for graduates to meet or exceed the entrance requirements of selective colleges and universities. The elementary, middle and high school programs have been carefully crafted as a unified, coherent and challenging curriculum, which progressively builds each student's foundation of knowledge and mastery of skills, while preparing him or her for university life.

### **2.1.3. *Provide appropriate placement for all students.***

Peak to Peak's mission is to challenge students to reach their academic potential within a community that knows, respects and values them as individuals of great potential and promise. We are committed to supporting students according to their unique academic and social levels, learning styles, and strengths through Appropriate Learning Placement Services (ALPS) and Learning Services (for special



education, 504s and other plans).

Peak to Peak’s ALPS coordinator is responsible for collecting evidence to identify and advocate for identified gifted and talented students, twice-exceptional, and high-ability students. Each student’s strengths and needs are communicated to teachers to ensure proper class placement, and resources are provided to teachers, students and parents to ensure student success. Many gifted and talented programming characteristics are built directly into the curriculum.

At the elementary school level, ALPS supports student success through cluster grouping, ability grouping in Language Arts and math across grade levels, appropriate placement advocacy, acceleration options, differentiation in all subject areas, and Advanced Learning Plans (ALP). Appropriate placement is flexible and evaluated throughout the school year. At the middle school level, ALPS supports student success through: honors level courses; appropriate placement advocacy; acceleration options; differentiation in all subject areas; NJHS; clubs and enrichment; and ALP (Advanced Learning Plans). At the high school level, ALPS supports student success through: honors and AP level courses; C.U. Succeed Gold courses; Peak Scholar Program; appropriate placement advocacy; clubs and enrichment. See the participation levels in TAG for Peak to Peak, BVSD, state and national below:

TALENTED AND GIFTED PARTICIPATION								
	2006-07		2007-08		2008-09		2009-10	
	#	%	#	%	#	%	#	%
Total P2P FTE Enrollment	1,251.5		1,303.5		1,363.0		1,388.0	
<b>P2P Total</b>	<b>170</b>	<b>13.6%</b>	<b>208</b>	<b>16.0%</b>	<b>246</b>	<b>18.0%</b>	<b>278</b>	<b>20.0%</b>
Total BVSD FTE Enrollment	26,914.0		27,229.0		27,293.0		27,508.5	
<b>BVSD Total</b>	<b>3,029</b>	<b>11.3%</b>	<b>3,205</b>	<b>11.8%</b>	<b>3,412</b>	<b>12.5%</b>	<b>3,647</b>	<b>13.3%</b>
<b>State Total</b>				<b>7%</b>		<b>7%</b>		<b>7%</b>
<b>National Total</b>				<b>5%</b>		<b>5%</b>		<b>5%</b>

**2.1.4. All students will meet established Peak to Peak content standards or be on a plan for improvement, including 504, ILPS and IEP.**

Should a student require an individualized education plan (IEP), the Learning Services Team, comprised of a school psychologist, speech language pathologist, social worker, occupational therapist, and special education teachers; provides support services based on need. In addition, members of the Learning Services Team consult with the general education staff via the Response to Intervention





process. The Learning Services Team is able to access additional services from BVSD to meet the more specialized needs of students.

### **2.1.5. Use technology productively**

Peak to Peak makes extensive use of technology to support both its instructional and organizational needs. The school has six computer labs to support classroom instruction. In addition, every K-5 classroom is equipped with five classroom computers for student use. Multiple classrooms have interactive whiteboards installed, while every K-12 classroom is equipped with an instructional computer and ceiling-mounted LCD projector. In order to reach this level of technology integration, Peak to Peak has actively pursued partnerships with technology companies and foundations. Over the last three years, the school's technology growth has been possible in large part due to some very generous donations from local foundations.

As part of Peak to Peak's technology plan, a cohort model has been successfully implemented for new technology integration. Through this model, new technologies are piloted with a limited number of staff members and then rolled out to the entire staff in subsequent years. This model has allowed the school to successfully introduce projectors in every classroom, clickers at every grade-level, and document cameras in K-5. Similarly, this model has expanded the use of technology in both math and literacy progress monitoring and intervention.

Peak to Peak's technology support staff consists of one full-time network administrator, a part time help-desk manager, and a team of student tech members. This group successfully maintains a system of over 400 computers, 5 servers, and a school-wide wireless network and LAN.

Over the years, Peak to Peak has continued to use technology to facilitate communication with parent and student communities. Recently, Peak to Peak rolled out a completely new website that supports teacher blogs, wikis, e-mail distribution lists, and individualized calendars/messaging for parents and students. All teachers at Peak to Peak are required to post homework on their classroom pages weekly, as well as post grades to Infinite Campus at least every two weeks.

### **2.1.6. Provide exceptional library media and information technology services for all teachers and students in grades K-12.**

Through a funding collaboration with BVSD, construction was completed in 2008 on the 16,675 square foot K-12 LMC facility, which stands out as the centerpiece of the campus.

The Peak to Peak LMC serves students through on-line research capabilities as well as with print materials. Teachers are served through collaborative instruction, lesson plan research and support. The library media specialists and the LMC operate under a comprehensive library strategic plan. The Peak to Peak LMC incorporates curriculum, technology, and staffing to enable library users to retrieve, evaluate, and utilize information.

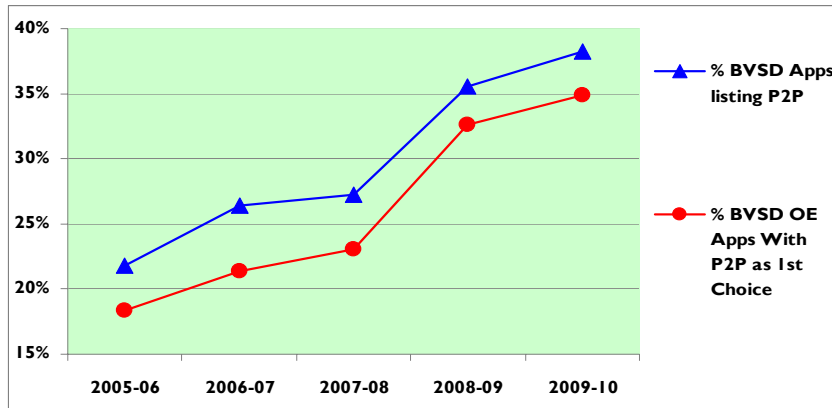


The LMC strives to be the intellectual center of the school, linking the school community to an even wider circle of literature, knowledge, technology, and information. The LMC meets these needs by acquiring, processing, and providing user-friendly access to quality resources in a variety of formats and by providing instruction in information retrieval, as well critical appraisal and the creative use of that information.

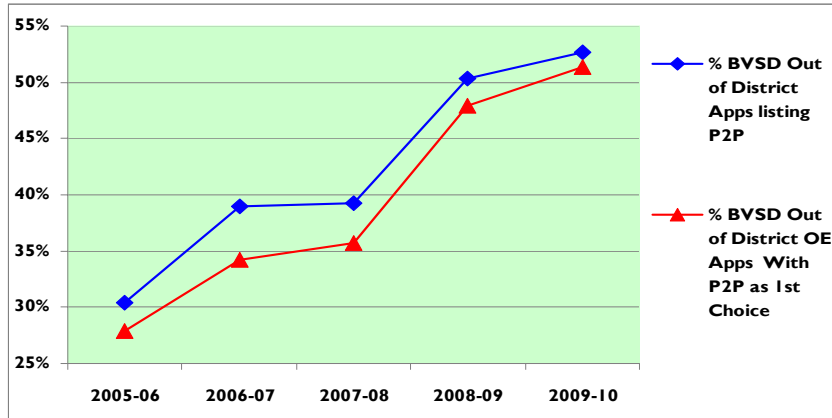
**2.2. GOAL 2: Encourage the enrollment, retention and graduation of students from all economic and ethnic backgrounds.**

**2.2.1. Establish and maintain effective outreach and support programs.**

Peak to Peak conducts annual open enrollment (OE) activities that are designed to attract students who will benefit from the school's rigorous academic curriculum and positive, character-based school environment. Peak to Peak is listed on 38% of BVSD OE applications, making it the most requested school in the district. In addition, Peak to Peak is listed as first choice on 35% of OE applications. In 2009-10, Peak to Peak had 2,863 OE application requests, with 1,545 listing Peak to Peak as first choice. (see chart below)



Peak to Peak also attracts a great deal of interest from students residing outside the district. In 2009-10, Peak to Peak had over 1,200 OE applications from out-of-district, which comprised 53% of the total for BVSD. Peak to Peak was listed as first choice on 51% of all out-of-district OE applications at BVSD. (see chart below)



Peak to Peak uses a multifaceted strategy to reach the larger Boulder Valley community and keep all families informed of enrollment opportunities. This strategy includes outreach to the entire Boulder community, including those from all socio-economic and ethnic backgrounds. These efforts include the development of Spanish language brochures, attendance at the Celebrate Lafayette Days by both Peak to Peak staff and students, numerous advertisements in area newspapers, inclusion in the Lafayette Chamber Guide that goes out to several local communities. Personalized tours of the school are also conducted with a Spanish speaking staff member when needed. Peak to Peak also attends the yearly School Choice Fair open to all families in the area and are included every year in the School Choice Guide that lists all of the OE dates for all of the schools in the area. Peak to Peak keeps its website up to date with detailed information on the school and important open enrollment information. In addition, Peak to Peak students have volunteered at various schools and organizations in the community and offer information about Peak to Peak from a student perspective.

In the 2008-09 school year, Peak to Peak’s demographics revealed 20.5% of the total student population was minority. At the elementary school level, total minority representation was 22.5%, which placed Peak to Peak at 16<sup>th</sup> out of 32 BVSD elementary schools. At the middle school level, total minority representation was 17.8%, which placed Peak to Peak at 6<sup>th</sup> out of nine BVSD middle schools. At the high school level, Peak to Peak’s minority population was 21%, which placed Peak to Peak at 4<sup>th</sup> out of eight BVSD high schools. These statistics indicate that Peak to Peak is tracking very closely to BVSD demographics and is representative of the areas from which we draw students. Additional information about BVSD’s and Peak to Peak’s demographics can be found in Appendix D.

Currently, 443 students enrolled at Peak to Peak reside outside BVSD. This represents 31% of the total enrollment at Peak to Peak. The out-of-district students enrolled at Peak to Peak, helps keep BVSD’s total enrollment at a net growth position. Peak to Peak is adding additional value to the district through the open enrollment process by bringing students into BVSD from neighboring school districts. Please see Peak to Peak’s 2005-09 out-of-district enrollment statistics below.



PEAK TO PEAK OUT-OF-DISTRICT ENROLLMENT					
	2009-10	2008-09	2007-08	2006-07	2005-06
St Vrain	220	209	194	188	172
Adams County	78	76	61	46	34
Northglenn/Thornton	61	58	57	59	66
Westminster	25	26	27	24	22
Weld County	24	26	25	24	7
Brighton	20	22	17	15	8
Jefferson County	8	9	3	2	5
Thompson Valley	3	2	1	0	0
Denver County	2	2	2	2	2
Keenesburg	2	2	2	1	0
Undesignated		6		4	
<b>Total Out of District</b>	<b>443</b>	<b>438</b>	<b>389</b>	<b>365</b>	<b>316</b>
<i>Total Enrollment</i>	<i>1425</i>	<i>1401</i>	<i>1341</i>	<i>1290</i>	<i>1236</i>
<i>% of Total Enrollment</i>	<i>31.1%</i>	<i>31.3%</i>	<i>29%</i>	<i>28.3%</i>	<i>25.6%</i>

*\*2009-10 figures are not final and subject to reconciliation*

**2.2.2. Ensure well-rounded program that incorporates components desired by college admissions.**

Peak to Peak crafted its high school graduation credit requirements based on expectations of highly selective college admissions offices around the country. During college visits and the annual NCAC conference, the college counseling office receives feedback about its college preparatory expectations and upcoming changes in college admissions requirements. Peak to Peak has the following credit requirements for all students:

<b>Subjects</b>	<b>Selective Colleges</b>	<b>Peak to Peak</b>	<b>BVSD</b>
English	40	40	40
Social Studies	30	30	30
Math	40	40	20
Science & Tech	30	35 (40*)	20
Arts or Music	-	20	5
World Language	30	30	10
PE	-	10	15
Health	-	5	5
“Practical Arts”**	-	0	5
Electives	-	10-70	70
<b>Total</b>		<b>220-280</b>	<b>220</b>

*\* 40 recommended Science credits plus five Technology credits*

*\*\* Practical Arts include courses such as Vo-Tech, Life Management, etc.*

In addition to these academic expectations, students must complete and document 100 hours of community service, half which may be completed in voluntary service with the Peak to Peak community both on and off campus. Students may complete more than 100 hours and become eligible for the Peak Scholar program to recognize service that goes beyond graduation expectations.



Starting in 2008-09, Peak to Peak integrated a Princeton Review-based ACT preparation course during the school day as part of the Access program and schedule. This preparation involved every member of the junior class and resulted in significantly higher post-ACT training scores. The composite average for the class improved from 21 on the pre-ACT test to 24. In 2009-2010, Peak to Peak contracted with Princeton Review to provide ACT pre- and post-assessment tests, and purchased grading services. Instruction of content lessons is conducted by Peak to Peak teachers during the course of the school day.

### **2.2.3. *Provide summer camp services in academics, athletics, and extra-curricular activities for all students.***

Peak to Peak hosts summer sports camps for soccer, volleyball, basketball, cross-country, track, art, photography, and theatre. Additionally, a baseball team composed of Peak to Peak players competed throughout the summer. Peak to Peak also offers Summer Academy, an academic program designed for elementary students, as well as several math camps for middle school students. Financial support for all of these programs was available for eligible students.

### **2.2.4. *Develop an exemplary counseling/college planning center.***

Peak to Peak's college counseling program begins on a formal basis for students starting in 9<sup>th</sup> grade. The counseling team works with content-area teachers, starting with English, on college planning and essay writing. Students complete their first high school writing assignment on their dreams for college and a professional career. Lessons are embedded throughout the 9<sup>th</sup> and 10<sup>th</sup> grade years, and are supplemented with student and parent academic planning, financial aid and graduation planning workshops on campus. Juniors are engaged in weekly college planning and application meetings, called Junior Days, during their study hall, student aide or other elective periods between January and May. From early October to mid-November each year, Peak to Peak hosts over 100 of the nation's colleges and universities on its campus to meet with groups of students.

Peak to Peak students have been accepted to many outstanding universities, from local community colleges to Harvard and Yale. Peak to Peak seniors average 3.5 college acceptances per student. Extensive college counseling is one of the keys to the success of Peak to Peak students. Each is guided through the college planning and application process, with the goal of discovering the student's best-fit school. The College Counseling Center has full-time counselors dedicated to students at all four high school grade levels. Naviance college software provides interactive planning for students and parents. The Counseling Center also provides college planning training in the classroom, Princeton Review ACT training for juniors during school, PSAT, PLAN and ACT testing, and field trips to Colorado schools. The individual college-planning support offered to Peak to Peak high school students is truly exemplary.



### **2.2.5. Provide student services to enhance student retention.**

One of the unique features of Peak to Peak is its K-12 appeal, which allows families with children in several grade levels to focus their time and attention in one place. Administration, faculty and staff ensure that each student is truly known and valued and can't "fall through the cracks." Peak to Peak prepares students for continuation to middle school and high school by dedicating time to orient students and families. Fifth grade students receive a student-led tour of the middle school, and spend time in middle school classrooms. The WEB (Where Everybody Belongs) Program ensures that every student coming in to the Peak to Peak middle school is paired with an upperclassman mentor. The same is true for Peak to Peak high school, where students in ninth grade receive an upperclassman mentor through the LINK Program, which welcomes students and provides year long student support and mentoring.

Peak to Peak principals at the high school and middle school invite families of current fifth and eighth graders to attend an information night where they provide detailed information on the programs offered and unique features of Peak to Peak's middle and high school. A student panel, including some Peak to Peak alumni, provides a comprehensive overview.

In addition, Peak to Peak provides a variety of services to increase student achievement and enhance retention at all levels. The Tutoring Center, open to grades 4-12, is open from 7:00 am - 4:00 pm on Monday through Thursday, and from 7:00 am - 3:00 pm on Friday. Students can receive help from peer tutors as well as make up assessments during these times. The Tutoring Center provides a convenient resource to neighborhood students. Secondary teachers hold regular office hours to allow students time for extra help, make up work, and take or retake assessments. The WEB and LINK programs provide peer mentors for middle and high school students. The K-12 counseling office has added personnel to increase their availability and services. The counselors train students in a variety of programs, including peaceful problems solving, peer mediation, and restorative justice.

Each student in grades 4-12 has at least one interview per year with an administrator to discuss goals, areas of concern and to identify adults of trust. Additional learning opportunities are provided for some secondary students on professional development days, giving students more time to complete missing work or take assessments. Teachers meet every early release day (12 days in 2009-10) to discuss interventions, Response to Interventions, Individual Learning Plans, 504s, IEPs or other students who need additional help or services. The school's Problem-Solving Team meets bi-weekly to review interventions, conduct progress monitoring and call intervention-related meetings. Students not working at grade level are given extra intervention time in literacy and/or math. The elementary has added teachers to serve as interventionists; the secondary has added classes to accommodate these needs.

Paid instructional and curriculum leaders have been developed and trained to increase the instructional ability of the teachers and to ensure the guaranteed viable curriculum is delivered. This training includes differentiation and other research-based strategies that help teachers design lessons and assessments that meet the needs of the variety of learners currently at Peak to Peak. Additional professional



development opportunities (outlined in other sections of this document) are also tied to student success and retention.

There are grade level leaders for each grade 6-12. These leaders ensure the workload for students is manageable, develop activities that build team work, and monitor student progress. These leaders help ensure that each student is known and recognized, as well as ensuring each student's academic progress is monitored and interventions are in place for students that need extra support.

All of these programs are designed to increase student success, which in turn will increase retention. While most of these additional programs have added tremendously to the budget, the programs are also working by helping student achievement and increasing retention rates.

### **2.2.6. *Ensure that students and parents clearly understand graduation requirements.***

Seniors start their year completing their college application essays in senior literature and advanced placement literature classes, followed by mandatory student and parent night presentations. These presentations clearly review the requirements to graduate from Peak to Peak High School.

**College Visit Requirements:** Freshmen attend one college visit, sophomores two, juniors three, and seniors attend many college visits as needed. Schools coming to the Peak to Peak campus include: Stanford University, Harvard University, Cornell College, Brown University, Dartmouth College, Carleton College, George Washington University, Baylor University, Oberlin College, Hampshire College, California Institute of Technology, Seattle University, Colgate University and Whittier College.

**College Field Trips:** Taking students on field trips to visit colleges are pivotal to the college prep experience. Schools visited include Colorado College, Colorado School of Mines, CU at Colorado Springs, CU Boulder, University of Northern Colorado, Colorado State University and University of Wyoming to introduce our students to small and large, public and private, college and university campuses in order to get a broad perspective.

The goal of every teacher, administrator and staff member at Peak to Peak is to help students gain admission to the college of their choice. As a result, 100% of 2009 graduates were accepted into a college of their choice. They received a combined total of more than \$7.9 million in scholarships.

### **2.2.7. *Ensure that graduating seniors meet the course requirements of selective public and private colleges and universities.***

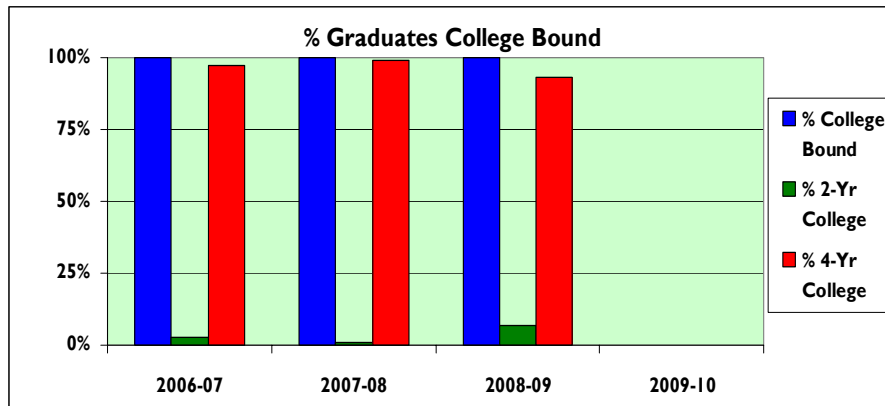
Preparing students for college includes many areas of growth and learning beyond academics. From the beginning, Peak to Peak has focused on maintaining a school environment in which every student's unique needs and talents are recognized and nurtured. Peak to Peak has made available to students numerous opportunities to explore their leadership and extracurricular abilities, from a vigorous, successful athletics program to an active student council to numerous other activities. Peak to



Peak’s focus on character development and community service permeates these activities.

Following Peak to Peak’s original contract terms; the school’s college preparatory mission has been continually developed and enhanced to reach the point where, in 2004, the school’s efforts were recognized by the North Central Association (NCA). Peak to Peak has been approved by NCA with College Preparatory School Accreditation. Only one other public school in Colorado has received this honor. Founded in 1895, the NCA Commission on Accreditation and School Improvement is a non-governmental, voluntary organization that accredits more than 9,000 public and private schools with the mission to advance the quality of education and school improvement.

Peak to Peak graduation requirements are well aligned with standards of selective public and private colleges and universities. (see section 2.2.2 for additional information) Peak to Peak also offers multiple extracurricular opportunities to ensure a well-rounded high school experience for its students, which is an important factor in college admissions. Peak to Peak graduates have been accepted to more than 100 different colleges and universities across the country, including several top-rated colleges such as Harvard, Yale, Penn and MIT. For the past three years, 100% of Peak to Peak’s graduates have been accepted to the college of their choice. (see chart below)



Peak to Peak not only meets the requirements of the most rigorous universities, but it exceeds them. Former graduates of Peak to Peak report back that they are well-prepared for the academic challenges at their respective colleges and have excelled in their programs.

**2.3. GOAL 3: Promote a safe, positive, and respectful school culture and environment.**

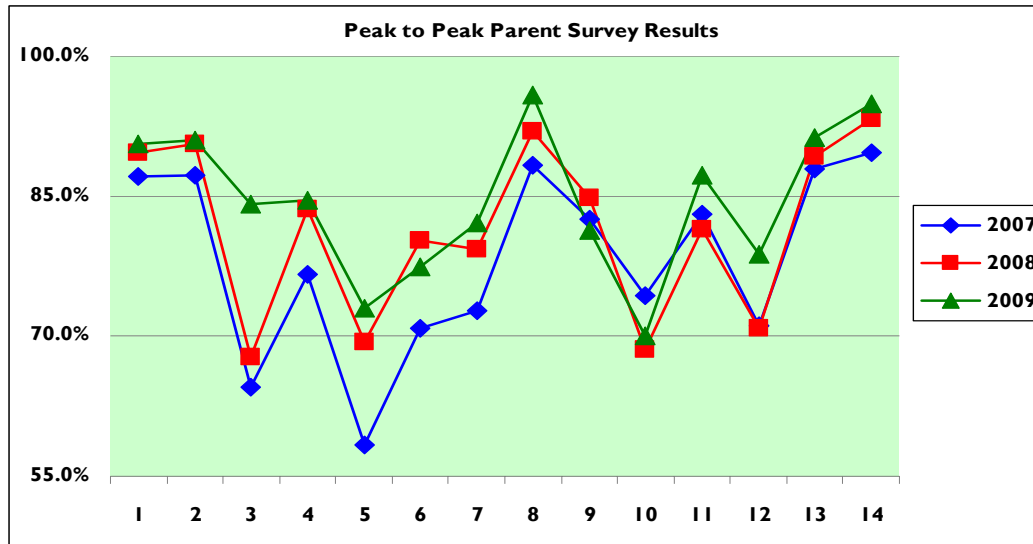
**2.3.1. Value students and parents as customers and be responsive to their concerns in a manner that is consistent with the school’s goals and mission.**





Peak to Peak values parent input in improving the school’s performance and responsiveness. Each spring, Peak to Peak seeks feedback on overall satisfaction with the school through the Accountability Committee’s parent survey that provides information for school accountability and valuable feedback for setting goals, making changes, and evaluating new programs. Please see below the favorable results from the past three years. Most scores are over 80% favorable and increase incrementally each year. These are positive trends and reflect the responsiveness of the school to parental input.

<b>PEAK TO PEAK PARENT SURVEY</b>				
#	Survey Questions	2007	2008	2009
		% Agree/Strongly Agree		
1	My student receives the teacher and tutoring help necessary to master the required coursework	87.1%	89.6%	90.6%
2	Peak to Peak has prepared my student well for his/her current level of coursework.	87.2%	90.6%	91.0%
3	The school's available technology is adequate for learning.	64.6%	67.7%	84.1%
4	Peak to Peak prepares my student so he/she scores to the best of his/her ability on state tests, college entrance exams and/or advanced placement tests.	76.6%	83.6%	84.5%
5	My student is receiving adequate guidance through the school to choose a college that best fits him/her.	58.4%	69.4%	73.0%
6	The community service participation by my student had/is having a positive impact on my student and the community.	70.9%	80.3%	77.4%
7	My student has adequate opportunities for positive extracurricular involvement through the school.	72.7%	79.3%	82.2%
8	The Peak to Peak campus and physical facilities are adequate for learning.	88.3%	91.9%	95.8%
9	I provide financial support directly to the school at a level which is significant for my family.	82.6%	84.8%	81.3%
10	I am involved in meaningful ways in terms of volunteering at the school.	74.4%	68.5%	70.1%
11	I am familiar with and understand the school's communication pathways process.	83.1%	81.5%	87.3%
12	When I have used the school's communication pathways, the process has been effective in handling problems and addressing concerns.	71.1%	70.9%	78.8%
13	I am well informed about school events and activities.	87.9%	89.2%	91.3%
14	I would encourage my friends and family to seriously consider enrolling their children at Peak to Peak.	89.6%	93.3%	94.9%



**2.3.2. Encourage parents to participate actively in the school.**

Peak to Peak is fortunate to have many volunteers who generously donate their time. This volunteerism helps build community as teachers, staff, parents and students unite in their dedication to a strong, college preparatory education. 90% of elementary parents and almost 65% of middle and high school parents volunteer in some capacity. The amount of time that parents spend at Peak to Peak is also impressive. Almost 15% of elementary families and 10% of secondary families volunteer more than 25 hours of work each month. A new volunteer database system has been established to track volunteer locations, hours, duties and needs. Volunteer training classes are offered three times a year, which all volunteers are required to attend, in addition to signing the waiver and confidentiality forms. Individual training is provided to any interested volunteer who cannot attend the class. Background checks are completed on all volunteers.

Parent volunteers are utilized at all grade levels with the Curriculum Committee to provide input and help with decision making on current and new curriculum proposals. Peak to Peak stays connected to Boulder Valley School District by maintaining representatives on the District Leadership Team, District Accountability Committee and District Parent Council. Peak to Peak also has an active Parent Engagement Network (PEN) membership with a designated district representative, and the school serves as a host to regular PEN presentations and book clubs on campus. Parent volunteers also serve on the Hiring/Organizational Development (HOD) team that works with school administrators on staff hiring. Additionally, Peak to Peak parent and student volunteers represent the school at local city events including joint membership in the Lafayette Parent Teacher Association, and representation and participation in city festivals and parades. Outreach efforts with the Lafayette community includes staff, students and volunteers sharing their talents by holding poetry nights at local coffee shops and displaying student artwork and photography throughout the city streets.

In addition to encouraging and welcoming volunteer contributions from families, Peak to Peak also encourages feedback from all families. The Executive Principal



and Board President have set the goal of calling every Peak to Peak family to solicit opinions, suggestions and comments about their individual Peak to Peak experience. The school's board meetings are open to the public and publicized using a wide variety of communication vehicles. The board and staff conduct quarterly Parent/Staff/Board Coffees to encourage parental input.

**2.3.3. *Model and foster respect and support among the students, faculty, staff, administration, and the board of directors.***

High expectations are an important part of the school culture at Peak to Peak, and students are encouraged to work hard to achieve their full potential. Students are involved in peer mentoring, service learning, and other volunteer programs. Peak to Peak provides a strong bullying prevention program, ACCESS groups for club participation, and WEB and LINK orientation and mentoring programs. Students also adhere to an honor code, a code of conduct, and a dress code. Parent and student surveys confirm outstanding achievements in climate satisfaction at Peak to Peak each year. For more detail, please see the student climate survey results in Appendices A-C under Key Performance Indicators for High School, Middle School, and Elementary School.

**2.3.4. *Promote respectful relationships among all members of the school community.***

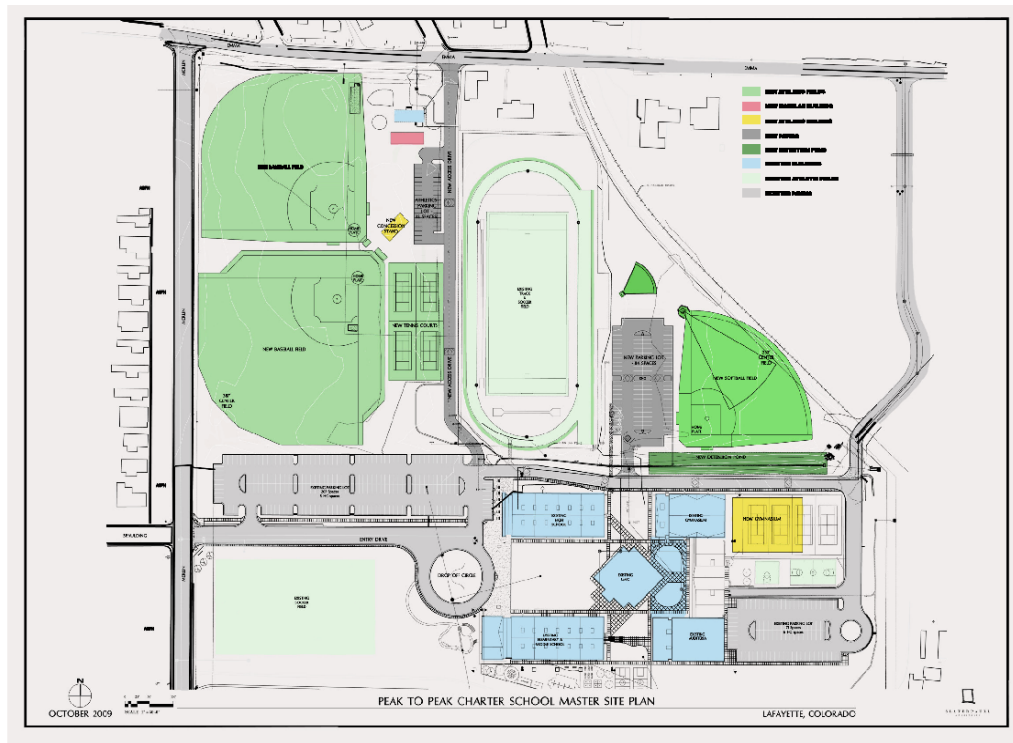
Respect, responsibility and other universally valued character traits are embedded in the Peak to Peak curriculum and school culture, and are modeled by community members with the goal of equipping students for long-term success in life. Students learn to exercise their intelligence with integrity and consider how their decisions and actions affect both themselves and others. The faculty and administrators encourage students to exercise character in practical ways through leadership and participation in service opportunities at school and within the community. Student volunteers have assisted in the nearby neighborhood area to help keep the local area clean. Peak to Peak high school students must complete a minimum of 100 hours of community service in order to earn a diploma.

**2.3.5. *Design, build and maintain the Peak to Peak campus so that it supports the school's mission and goals in a fiscally responsible manner.***

Peak to Peak's facilities fully support the mission and goals of the school, providing a safe, comfortable learning environment that supports all areas of the curriculum, including specialized facilities for science, technology, the arts and athletics. Over 95% of parents who completed the accountability survey feel that the Peak to Peak campus and physical facilities support learning. The campus encompasses 35 acres with 4 buildings housing 137,127 square feet of space. There are 62 classrooms, two gymnasiums, a cafeteria, auditorium, three music rooms, three art rooms, and library/media center. There are two access roads into campus and two parking lots with a total of 277 parking spaces available. There is also a lighted soccer field with

synthetic turf and a 6-lane running track. Peak to Peak shares its athletic facilities with the City of Lafayette through a Joint Use Agreement to allow community use of facilities when not being used by the school.

While no additional academic buildings are planned at this point in time, the focus will now shift to the development of additional outdoor athletic facilities for baseball, softball, and tennis. An additional gymnasium is also planned for the future. Please see the master site plan below, which illustrates the proposed future outdoor facilities.



**2.3.6. Promote and encourage character development for all members of the school community.**

One of Peak to Peak’s highest goals is to intentionally infuse character development throughout the culture of the school, rather than simply adding it as an extra program. To achieve this goal, character is modeled by teachers and staff; integrated into the standards and curriculum; embedded in the behavior and discipline codes; and practiced through service projects and other efforts. Students focus on respect, responsibility, excellence and integrity, among other traits, all of which are infused into the school culture. Peak to Peak elementary students participate in character assemblies, school-wide community building activities, school-to-home character connections and service learning projects. The school also supports a positive environment through community service, a bullying prevention program, a code of conduct, a dress code and an honor code.



In 2009, Peak to Peak was recognized for its commitment to character development when the school was awarded the Colorado State School of Character title. The Foundation for Character Development chose one school in the state to receive this honor and awarded Peak to Peak the title at the State Capitol on June 15, 2009. Commissioner of Education, Dwight D. Jones presented the award and said, "Character education is an important part of educating the whole child and Peak to Peak is leading by example in accepting the State School of Character Award for 2009."

Jim Olmstead, Director of Strategic Partnerships at the Foundation for Character Development said, "When I visit Peak to Peak, I walk away feeling good about the future of our young people because I know they're coming to a safe, caring and positive environment in which learning best thrives. All children deserve to attend a school like Peak to Peak."

Through a highly competitive application process, Peak to Peak was also selected as one of 25 national finalists in the Character Education Partnership's National Schools of Character awards program. Please see the K-12 Character Development components below:

PEAK TO PEAK CHARTER SCHOOL CHARACTER DEVELOPMENT	
Character Development (K – 12)	Elementary School (Grades K – 5)
All school community building events Modeling of good character Positive Behavior/ Discipline Codes Service to others/moral action Common language/Existing curriculum Emphasis on building a caring community Bullying prevention classroom lessons Family Mentoring Program Care and Concern meetings College Preparatory theme days Reading Buddies Principal Talks/Interviews with students Extra Eyes Program Grade Level Talks (Climate/Safety) K-12 Peer Mediation/Conflict Resolution Snapshot Climate Surveys (K-12, Climate) Safe Zone Posters Parent Education Network Lessons from our alumni	Service learning/community service Character journals Classroom peace places Curriculum integration Peer mediators Grandparents and Special Friends Social Catch of the Day (Caught Being Good Program) Peace Place (Elementary, Conflict Resolution) No Name Calling Week (K-8, Climate) Mix it Up lunches Recycling/Service Learning Character Celebration (in place of Halloween) Courage to Stand Fairs and special events Character assemblies School-wide character building activities School to home character connections UNICEF/Character celebration
Middle School (Grades 6 – 8)	High School (Grades 9 – 12)
Access groups Curriculum integration Life skills that Build Good Character - Handbook	Access groups/Service Learning Student Aide Program/K8 Instructional aides Curriculum integration, life skill lessons



<p>Character and academic awards  Service to community and school  National Junior Honor Society  Character Reflections  WEB-MS orientation/mentoring program and activities  Class trips/team building  Mix it up lunches  Principal Book Studies  Rachel's Challenge/Friends of Rachel  Positive Referrals  Ropes Course Treasure Chest-Trust Building Exercises  Curriculum Driven Anti-Discrimination Character Lessons  Study Skill lessons taught during and after school  THINK TANK Tutoring Center  Vision of Giving Art  Citizenship Projects</p>	<p>Life skills that Build Good Character-Handbook  Character and academic awards  Service to community and school  Peer tutoring, educating and mentoring  Restorative Justice  National Honor Society  College planning  Leadership Academy  Service Council/Peace Jam  LINK-HS orientation/mentoring  Mix it up lunches  Class trips/teambuilding  Gay Straight Alliance  Ropes Course Treasure Chest-Trust Building Exercises  Curriculum Driven Anti-Discrimination Character Lessons  Positive Referrals  THINK TANK Tutoring Center</p>
---	---

**2.4. GOAL 4: Support students to become self-directed, active and responsible participants in school, the broader community and life.**

**2.4.1. Ensure that students have a meaningful role in scheduling events, student-led activities, and student government.**

Peak to Peak’s mission includes preparing students to become active and responsible citizens of an interdependent world. To accomplish this important aspect of the school’s program, Peak to Peak has established a goal to provide students with opportunities to participate in decision making.

Numerous examples of this appear throughout the school. At the elementary school, students can be involved in student council with reps being elected from each grade level. Students also lead monthly school spirit days, assist with Grandparents Day, provide OE tours, serve as peer mediators, help with grounds improvement, and participate in character service projects.

At the middle school, students engage in civic learning and participate in voting for middle school student council representatives. The middle school student council initiates fun activities including routine kick-ball and after school games, dances and club related activities. School leaders made the conscious decision to start these activities immediately after school in order to increase participation and attendance. In addition, middle school students are trained as student aides to assist in elementary and middle school classrooms, conduct daily announcements over the intercom, collaborate with high school students on a sock-hop for the elementary grades, partner with the elementary as reading buddies, and volunteer to assist as



open enrollment ambassadors and tour guides whenever visitors are present on campus.

At the high school level, in addition to student council, students run the high school daily announcements, weekly video announcements program with oversight from the school's film instructor, and manage the school newspaper, *The Paw Print*, which is available both online and in print format throughout the year. Students may select from a range of student aide options including assisting teachers with research and instructional projects, becoming members of the school's Tech Team, managing the school's new website with the tech instructor and webmaster, serving as teaching assistants in all of the world language courses, and volunteering to assist students with a range of learning needs in the school's 4-12 Think Tank tutoring center. Participants in the school's National Honor Society serve in a variety of capacities from hosting guests at Back to School Night, guiding visitors during Parent-Teacher conferences and special events, helping with the K-12 annual food drive to support the Sister Carmen Center of Lafayette, and sponsoring the Oxfam Hunger Banquet. Students lead a number of clubs and groups on campus including the Key Club, which has supported home construction in Katrina-ravaged New Orleans and school construction in rural Vietnam. Students lead the Peace Jam and Diversity clubs, as well as participate in the Gay-Straight Alliance, Mock Trial Club, Model United Nations club, and the Speech and Debate Forensics team.

#### **2.4.2. *Allow for student representation on selected committees as approved by the board.***

Students are invited to attend as either guests or contributors to Accountability Committee, Curriculum Committee and regular Board meetings. Student input has also been very important for the facilities team in the development of the landscape plan for the campus. Students are directly involved in hiring staff with the Hiring and Organizational Development Committee by contributing student feedback on demonstration lessons as well as serving as hiring team members on select hires. Consistent membership and attendance at all committee meetings, however, continues to be sporadic. This will be an area of growth for Peak to Peak as we move forward, looking to increase regular student participation on selected committees.

#### **2.4.3. *Enhance each student's social, emotional and physical development.***

Students are supported and encouraged to pursue their passions, and Peak to Peak's strong liberal arts program offers them a wealth of opportunities to develop their interests in the performing and visual arts. Peak to Peak's six high school band, orchestra and choral groups received gold medals at the Elitch Gardens Music Festival. The Puma Pride choir performed at New York's Carnegie Hall in 2007. Outstanding theater performances, fine art shows and film productions round out Peak to Peak's exceptional arts program.

The Peak to Peak athletic program offers many opportunities for students to



participate at the competitive level through CHSAA. Two varsity teams have won state championships, the girls' soccer, cheerleading and track teams have won academic state championships, and the golf, track and cross country teams have competed and placed at state. Varsity sports include: boys & girls golf, boys & girls soccer, girls softball, girls volleyball, co-ed cross country, cheerleading, boys & girls basketball, ice hockey, co-ed track, and boys baseball.

Peak to Peak students also compete in football, lacrosse, tennis, swimming and other sports at neighboring high schools. Please see below a comprehensive listing of clubs, activities and competitions available at the elementary school, middle school and high school at Peak to Peak.

Elementary School	Middle School	High School
<ul style="list-style-type: none"> <li>• Student Council</li> <li>• Library Club</li> <li>• Destination Imagination</li> <li>• Drama Club</li> <li>• Yearbook</li> <li>• 5<sup>th</sup> Choir, Band, Orchestra</li> <li>• YMCA basketball</li> <li>• Community Service Projects</li> <li>• Math Club</li> <li>• Talent Shows</li> <li>• Student Recycling Committee</li> <li>• Mad Science</li> <li>• Geography Bee</li> <li>• Spelling Bee</li> <li>• Science Fair</li> <li>• Peer Mediation</li> <li>• Calwood Outdoor Education</li> </ul>	<ul style="list-style-type: none"> <li>• Student Council</li> <li>• National Junior Honor Society</li> <li>• Math Club</li> <li>• Chess Club</li> <li>• Destination Imagination</li> <li>• Robotics Club</li> <li>• WEB Leadership</li> <li>• Talent Shows</li> <li>• Choir, Band, Orchestra</li> <li>• Gold Crown competitive Basketball</li> <li>• 6<sup>th</sup>/7<sup>th</sup>/8<sup>th</sup> Sports: Cross Country, Track</li> <li>• 6<sup>th</sup>/7<sup>th</sup> Intramural Sports: Basketball, Flag Football, Volleyball, Soccer</li> <li>• 8<sup>th</sup> Sports: Soccer, Basketball, Volleyball</li> <li>• Student Ambassadors</li> <li>• Yearbook</li> <li>• Newspaper</li> <li>• Rocketry</li> <li>• Scrapbooking</li> <li>• Kickball/Tetherball</li> <li>• Electronics</li> <li>• Geography Bee</li> <li>• Math Olympiad</li> <li>• Science Bowl</li> <li>• Science Fair</li> <li>• Brain Bowl</li> <li>• Spelling Bee</li> <li>• Quiz Bowl</li> </ul>	<ul style="list-style-type: none"> <li>• Student Council</li> <li>• National Honor Society</li> <li>• Colorado State Math Competition</li> <li>• Mock Trial</li> <li>• Journalism/Student Newspaper</li> <li>• Speech &amp; Debate</li> <li>• Web Team</li> <li>• Yearbook</li> <li>• Sports/Games Club</li> <li>• Wilderness &amp; Adventure Club</li> <li>• Pep Club</li> <li>• Choir, Band, Orchestra</li> <li>• Golf, Soccer, Cross Country, Basketball, Ice Hockey, Track, Baseball, Volleyball, Softball, Cheerleading</li> <li>• Diversity/Peace Jam</li> <li>• Key Club</li> <li>• Reading Buddies</li> <li>• Tri M Music Honor Society</li> <li>• Leader's Challenge</li> <li>• Science Team</li> <li>• Poetry Club</li> <li>• Thespian Society</li> <li>• Spanish Honor Society</li> <li>• Writing Club</li> <li>• ACCESS groups and clubs</li> <li>• Restorative Justice</li> <li>• Peer Tutoring and Mentoring</li> <li>• Context-based Service Learning</li> <li>• World leadership School</li> <li>• Anti-harassment Program</li> <li>• LINK high school orientation</li> <li>• Sister Carmen Food Drives</li> </ul>





#### **2.4.4. *Support students in becoming responsible citizens.***

At Peak to Peak, students are taught to use their intelligence with integrity. To graduate from high school, students must complete 100 hours of community service. The faculty works to encourage and support students as they participate and assume leadership roles in extracurricular activities at school and within our community.

#### **2.4.5. *Inspire students to pursue opportunities for personal development.***

Peak to Peak is small enough to ensure that each student is known and valued, yet large enough to provide a variety of academic, athletic and extracurricular options. Every student is encouraged to participate in a variety of opportunities for personal development. Peak to Peak's alumni speak of the inspiration, support and challenge they receive from teachers, the high expectations from the administration that they internalized, and the individual support and resources they received from the counselors. In addition to parental encouragement, Peak to Peak equips and inspires students to fulfill their academic dreams for college and develop their creative passions and athletic talents – all to fulfill the goal of developing well-rounded and well-educated citizens who exercise their intelligence with integrity and strength of character.

### **2.5. *GOAL 5: Demonstrate effective school management.***

#### **2.5.1. *Strive to achieve long-term financial viability and stability.***

Peak to Peak operates by financial policies in accordance with customary procedures for financial accountability. The school undergoes an annual audit, produces quarterly financial reports, and has a transparent and inclusive budget process. In 2007, the Peak to Peak board adopted a financial reserves policy that requires a minimum of 20% of annual, non-local operating expenses to be maintained in local bank accounts. These financial reserves are invested according to public investment statutes in Public Deposit Protection Act (PDPA) approved depositories.

Peak to Peak has consistently operated within its annual operating budget, while also setting aside funds to build and maintain financial reserves. Peak to Peak incurred bond debt (\$23.3 million) to finance the original buildings on campus. Approximately 12% of Peak to Peak's annual budget is devoted to making bond payments, which equates to \$1.57 million each year, or \$1,135 per student. This puts Peak to Peak at a funding disadvantage compared to other BVSD schools. As a result, Peak to Peak has not been able to match the salary levels at the district, and must be more efficient in its operations. It is Peak to Peak's goal to get instructional salaries at the same levels as BVSD.

#### **2.5.2. *Create and implement a fund development plan to support the strategic plan.***

Friends of Peak to Peak (FP2P) is a separate 501(c)(3) non-profit organization established for the sole purpose of raising funds for Peak to Peak Charter School



based upon essential budget priorities determined by the Peak to Peak Board of Directors. Peak to Peak faces the real and specific challenge of repaying bond debt that was secured to fund the original buildings on campus. Approximately 12% of Peak to Peak’s annual budget is devoted to making bond payments, equating to \$1,135 per student per year that is not funding instruction. FP2P’s fundraising efforts are geared to make up this funding deficit.

The Annual Gift Campaign is the cornerstone of fund development efforts at Peak to Peak, comprising the majority of fundraised dollars. In addition, other fund raising activities include: annual auction, grant procurement, spirit wear sales, scrip program sales, Run For The Peak annual fund raiser, boosters, business partnerships and foundation support. In the past, FP2P also sponsored a capital campaign to help support the building of the Performing Arts Complex on campus.

Fundraising has been critical to the success of Peak to Peak Charter School. It narrows the funding gap and shows the level of commitment of parents and other supporters to ensuring the continuation of Peak to Peak’s delivery of outstanding education. Below is a chart showing the net earnings from Friends of Peak to Peak Fundraising efforts since 2005.

<b>PEAK TO PEAK CHARTER SCHOOL NET FUNDRAISING</b>				
<b>ACTIVITY</b>	<b>2005-06</b>	<b>2006-07</b>	<b>2007-08</b>	<b>2008-09</b>
Annual Gift	\$ 168,549	\$ 147,463	\$ 199,350	\$ 176,346
Auction	\$ 29,049	\$ 33,691	\$ 91,596	\$ 86,310
Run For The Peak	\$ 32,555	\$ 23,197	\$ 25,655	\$ 17,288
Capital Campaign	\$ 98,375	\$ 136,631	\$ 32,571	
Ongoing Fundraising	\$ 11,463	\$ 14,549	\$ 14,926	\$ 21,395
Boosters	\$ 10,290	\$ 13,000	\$ 9,600	\$ 17,165
Other			\$ 150,000	
<b>TOTAL FUNDRAISING</b>	<b>\$ 350,281</b>	<b>\$ 368,531</b>	<b>\$ 523,698</b>	<b>\$ 318,504</b>

**2.5.3. Maximize external revenue opportunities in order to promote efficient operation of the school.**

The school continually seeks external revenue generating opportunities. While these efforts have yielded minimal revenue for Peak to Peak, they have generated greater interest in the school. To date, these have included hosting summer athletic and academic camps, renting sports facilities and space to external organizations, operating the Alternative Teacher Licensure Program, and providing professional development services to other schools. In the past year, Peak to Peak has initiated the following:

- Sponsored a regional Charter School Teacher Job Fair with over 350 teacher candidates and 30 schools represented from six states.



- Contracted with two other charter schools to provide new teacher induction training.
- Hosted a local business expo in coordination with the City of Lafayette Chamber of Commerce with over 60 local businesses represented.
- Began consideration a potential contract with wireless company for a Wi-Fi tower on campus.

#### **2.5.4. *Implement effective administrative practices and processes.***

Peak to Peak is diligent in its hiring process. The school believes in making exceptional hires in order to have the greatest impact on student achievement, staff collaboration, and an academically rigorous college preparatory school community. Teachers and administrators complete an online application process and are screened for education and related experiences by the school's Hiring and Organizational Development team (HOD). Qualified applicants go through a secondary level of screening on the phone, and pending the outcome and HOD recommendation, may be invited to teach a content-focused lesson in the classroom with students, administrators and HOD team representatives observing. Satisfactory candidates then produce a writing sample to ensure advanced literacy skills. Students as well as HOD and principal participants share feedback to determine whether to schedule a formal interview. Interviews are rigorous and include both experience-related questions as well as behavioral interview questions. Typical interviews last two or more hours. Pending the outcome of the interview, HOD crafts a recommendation for hire which must be approved by the voting board before an employment offer is made.

Peak to Peak believes in developing its school leaders from within. The school believes in helping every teacher and administrator pursue their career passions in education, and pursuing school leadership opportunities when available. Goal setting is a crucial step in this process. Every teacher and administrator completes annual Professional Growth Plans (PGPs) and is evaluated each year. PGPs are focused on the school's improvement goals for achievement, equity and climate as well as department related goals in math and literacy. PGPs are reviewed three times a year in meetings between teachers and level principals. Goals are based on SMART standards and measures, and are aligned with the school's teacher, counselor and administrator evaluation rubrics.

During the first three years of teaching at Peak to Peak, teachers are evaluated through formal observations and pre- and post-conference observation meetings. Teachers and level principals have an initial meeting during orientation to review the teacher evaluation rubric and rubric indicators. Teachers are informally observed throughout the first month of school by level principals, the executive principal, the induction supervisor, and curriculum and instructional leaders. Observation is a part and parcel of what happens in the classroom each day. Teachers solicit and expect feedback on their instructional practices. Formal observations are generally scheduled mid-way through the first semester for veteran staff members, and in December and January for teachers new to the staff. In February, teachers receive copies of their evaluation rubrics with requests for any additional data and invitations to meet with their level principals to discuss



rubric indicator scores and areas targeted for growth. In some cases, teachers may be scheduled for a second formal observation cycle when concerns about quality of instruction merit additional review. Teachers who are subject to a second round of observations receive a letter prior to winter break outlining the concerns and recommending clear remediation steps for improvement. Teachers are invited to schedule weekly or monthly meetings with principals for assistance with a range of skills, and new teachers meet monthly with their assigned mentors and the induction supervisor.

Starting in a teacher's fourth year, teachers may elect to pursue the Professional Growth Option (PGO), which targets a number of indicators for growth on the teacher evaluation. In essence, the PGP becomes the teacher's formal evaluation tool, and the rubric is re-scored based on growth through measures identified on the professional growth plan. Following three years on the PGO, teachers are required to return to the formal evaluation rubric and observation cycle again to ensure they are meeting expectations for performance in the classroom.

To ensure consistency across levels, each principal collaborates on a joint review of a level staff's professional growth plan. In addition, principals share their evaluations of staff in a norming session to synchronize grades and rubric scores. This process is based on the administrative team's commitment to transparent communication, consistent expectations for staff, and monthly meetings to guide the K-12 organization. Administrative meeting topics range from evaluations to building the framework of the school's strategic plan, professional development opportunities, and most importantly, school safety. Members of the administrative team present and address scenarios including lockdowns and lockouts, fires, tornadoes and power outages and mock emergencies to hone communication and problem-solving skills as a team. To enhance consistency with BVSD policies and expectations, level principals attend monthly District Leadership Team meetings and principal meetings, the dean of students attends assistant principal and legal update/attendance meetings, and the athletic director (AD) attends routine AD meetings.

Level principals, curriculum leaders for each 6-12 content level course, board liaisons, and parent representatives meet each month to address curriculum pathways, course offerings, credits, graduation requirements and course resources. This collaborative group reviews curriculum and makes recommendations to the board of directors based on its research and findings. Students are routinely surveyed for potential course offerings as well. Course proposals are developed in content area departments, critiqued by curriculum leaders and reviewed by the high school principal prior to presentations to the curriculum committee. All new resources are made available for public review and comment before recommendations are sent to the board. This consistent review process is focused on bringing the most current research to the curriculum development process and assists in keeping course offerings and resources aligned with college requirements and new developments in a range of liberal arts offerings.

Developing a budget for the K-12 is a collaborative process. Peak to Peak uses a zero-based budgeting model. Following requests from level principals, the facilities director, the athletics and activities director and key operations staff, the executive principal and director of operations develop a budget for instructional and non-instructional support of the school. Requests are based on availability of funds, and all requests are rank-ordered in open meetings to ensure transparency. Final



budgets are presented by the director of operations to the board of directors for approval, and reviews of the budget take place on a quarterly basis.

### **2.5.5. *Ensure the Peak to Peak Board of Directors focuses on strategic and meaningful school development.***

The board of directors, in conjunction with the administrators, has implemented extensive systems, policies, procedures and practices to ensure the smooth, consistent governance of the organization. Standing committees composed of staff and parents provide ongoing support and guidance to the school: Accountability Committee, Hiring and Organizational Development Committee, Finance and Budget Committee, Curriculum Committee and the Facilities Team. These committees have a significant positive impact on the functioning and governance of the school, and board members serve as liaisons to each of these committees.

As an accountability tool to ensure that resources are allocated toward activities that support Peak to Peak's goals, the board of directors created and annually updates its Strategic Plan. The board of directors, with significant input from community leaders, developed a comprehensive five-year strategic plan in the spring of 2005. The board will again undertake updating the strategic plan to guide the school for the future years in the spring of 2010.

One very important tool that the board employs to monitor school and operational performance is KPIs. This tool includes several metrics selected by the board to measure and track school performance. The complete set of KPIs for each school are included in Appendices A-C.

### **2.5.6. *Ensure effective independent oversight of school operations and governance.***

Peak to Peak Charter School, Friends of Peak to Peak (Peak to Peak's fund raising 501(c)3), and Prairie View, Inc (Peak to Peak's holding corporation) are audited by the same external certified public accounting firm that BVSD utilizes. The final audited financial statements are publicly released. Peak to Peak's financial audits have consistently shown that the school is operating with a strong financial position and abiding by all legal and financial standards.

Per the bylaws, Peak to Peak maintains a Finance and Budget Committee (FBC) with the purpose of ensuring that the Peak to Peak Board of Directors properly accounts for public funds and encourages sound financial management. The FBC is charged with the following duties:

- Recommend an annual balanced budget to the Peak to Peak Board of Directors for approval.
- Review annual financial audit findings and make recommendations for appropriate action.
- Review quarterly financial statements.
- Review financial policies and procedures and make recommendations for any changes/improvements.
- Review any new debt issuance.

The membership of the FBC includes two Peak to Peak Board members (treasurer + one other member), the director of operations, staff accountant, and three (3)



members external to the Peak to Peak community (not Peak to Peak parents or staff) to provide informed, objective, and unbiased evaluation of Peak to Peak finances. External FBC members possess a financial background with the capability to effectively analyze financial results and provide sound financial advice and input. The external FBC members also represent a broad cross-section of professional experience including corporate, non-profit, and public school management.

### **2.5.7. Hire and retain qualified administrators, teachers and staff.**

Peak to Peak's hiring process has been developed with input on best practices from human resources professionals, administrators, teachers and hiring team members. This process is designed to thoroughly assess whether a candidate is a good "fit" for the Peak to Peak environment. There are three important and interrelated aspects of this assessment:

- **Technical** – educational background, certifications, trainings, professional background, life experiences, and content knowledge.
- **Behavioral** – competencies or skills in the following areas: classroom, cognitive, communication, interpersonal, leadership, administration, and management
- **Motivational** – observed behaviors during the hiring process; how strong is the candidate's desire to teach generally and at Peak to Peak specifically?

Peak to Peak's hiring process is extensive with multiple steps, including initial committee review of application materials, brief telephone interviews, demonstration lessons, behavioral interviews and writing samples.

During the 2008-09 school year, Peak to Peak's elementary teachers had an average of eight years of teaching experience; 86 percent taught within their field of degree, and 36 percent held advanced degrees. Peak to Peak's secondary teachers averaged seven years of teaching experience; 95 percent taught within their field of degree, and 46 percent held advanced degrees. Furthermore, Peak to Peak's kindergarten through twelfth grade administrative team has an average of 15 years of experience in education.

The school has also implemented processes for peer mentoring, professional development and formal evaluations. The primary objective of the teacher professional growth process is to improve the quality of instruction throughout Peak to Peak's kindergarten through twelfth grade program, thereby promoting student achievement. Professional growth at Peak to Peak is a three-pronged approach, including classroom observations (formal and informal), the evaluation process, and professional development.

While the financial challenge of delivering Peak to Peak's program while funding its own facility is daunting, the school nonetheless is keenly focused on paying its staff and faculty on a scale comparable to that available elsewhere in the area.

Peak to Peak has created a comprehensive Staff Handbook as a complete reference source to ensure all faculty members are familiar with the academic policies, practices and procedures of the school.

### **Professional Development**



Important emphasis is placed on teacher professional development at Peak to Peak, and the professional development opportunities provided by the school are diverse and highly respected both within the school and throughout the larger charter school community. Many of Peak to Peak's teachers travel to other charter schools to provide professional development, and educators from other charter schools are frequent participants in professional development offered on Peak to Peak's campus.

Peak to Peak teachers participate in Peak to Peak's Tiered Professional Development Program, which is designed to support the school's vision of itself as a teaching school where all faculty members regularly reflect on their practices and seek to improve them. The program allows individual teachers to tailor their professional development to their own individual needs while at the same time providing support and expertise to colleagues through the use of peer coaching, workshops, and targeted professional growth plans.

Professional development requirements can be satisfied and documented in a variety of ways. Peak to Peak teachers are expected to complete at least 100 hours of continuous professional development related to improving knowledge and skills during the school term. The majority of this requirement can be fulfilled through attendance at professional development opportunities provided by Peak to Peak, such as new teacher induction, instructional workshops, curriculum development, trainings to meet the needs of gifted students and students with learning disabilities, curriculum mapping, mentoring and peer coaching, or a wide variety of workshops led by other Peak to Peak teachers. In addition, Peak to Peak has regularly scheduled early release and professional development days to allow teachers to work on curriculum mapping, grade level planning, mentoring, assessing student work, attending staff trainings and collaborating with other teachers.

### **New Teacher Induction Program**

All teachers new to Peak to Peak take part in a year-long, new teacher induction program designed to ease the transition to a new school, better clarify the expectations for Peak to Peak faculty, and support areas of growth through professional development. The program includes four days of New Teacher Orientation in early August, and ongoing professional development meetings and workshops throughout the year. In addition to working closely with the induction supervisor and the principals, every teacher in the program also meets weekly with a peer mentor, and monthly in small cohorts.

### **Peer Coaching Program**

As part of Peak to Peak's Tiered Professional Development Program, all teachers participate in peer coaching. Peer coaching is a non-threatening support system that allows two teachers to grow professionally. In addition to providing support and assistance for teachers, peer coaching offers the following benefits:

- Supports an increase in student learning
- Facilitates/increases discussion between/among colleagues of professional topics/research
- Provides opportunities for sharing of successful practices through collaboration
- Provides encouragement of and provisions for reflective practice
- Provides a problem-solving vehicle



- Reduces isolation among teachers
- Promotes teacher as researcher
- Creates a forum for addressing instructional problems
- Supports and assists new and beginning teachers in their practice
- Builds collaborative norms to enable teachers to give and receive ideas and receive assistance

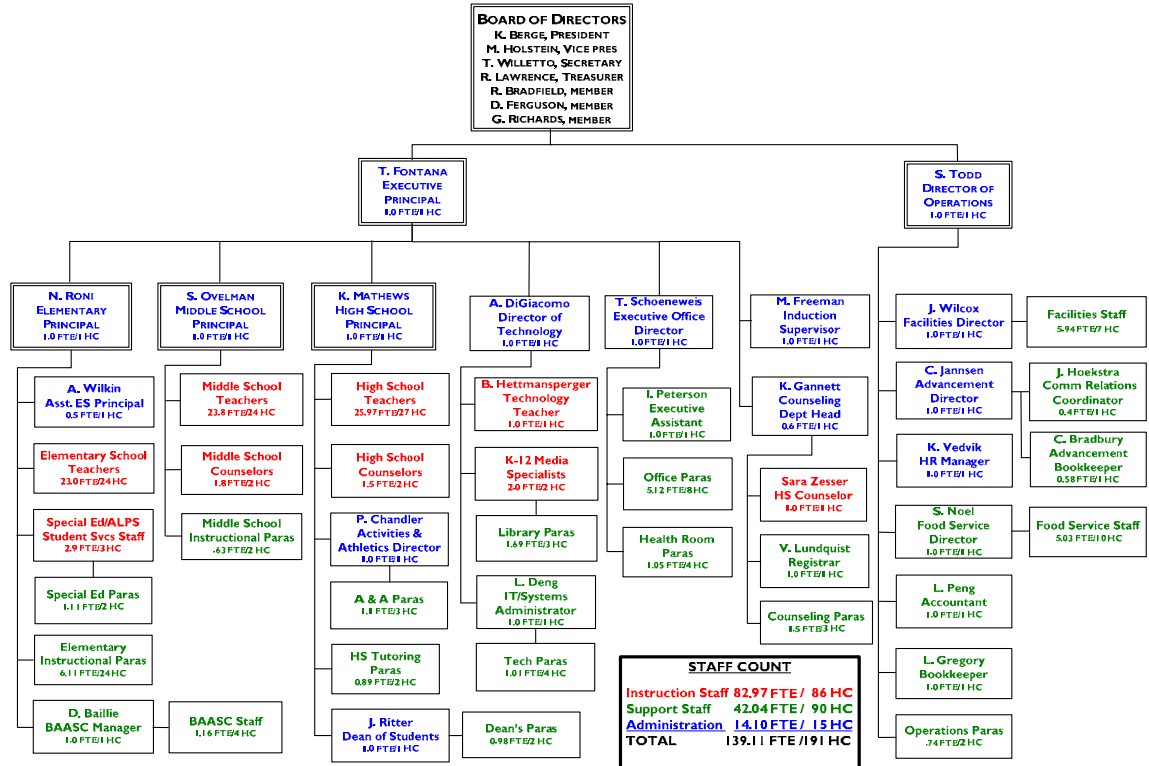
**Professional Growth Plans**

All teachers have a personalized PGP that contains information related to their goals, growth and needs throughout the term of their employment at Peak to Peak. PGPs, written by the teachers with input from the administrators, are modified and enhanced over time to reflect updated goals, growth and needs. Each plan addresses a student goal, an instructional goal, a professional goal and a personal goal. The PGP can be used as the basis for evaluation for third-year successful teachers to create their PGO, instead of a formal rubric evaluation.

**2.5.8. Manage organizational structure for optimal academic and operational success.**

Peak to Peak’s organizational chart is reviewed each year by the board of directors to ensure that human resources are being allocated effectively to achieve optimal success in academics and operations. A copy of the most recent Peak to Peak organizational chart is shown below.

**PEAK TO PEAK CHARTER SCHOOL ORGANIZATIONAL CHART 2009-2010**







### 2.5.9. ***Emphasize transparent and proactive communication with all stakeholders.***

Peak to Peak works hard to be transparent and proactive in its communication with all stakeholders including parents/guardians, students, faculty and staff. These communication methods include:

**Communication Pathways:** Peak to Peak's communication pathways ensure appropriate communication among all parties and holds the community members accountable to the process. This document is sent out once a month as a friendly reminder to families and is also on the website, printed in the communication directories, and student handbooks. Please refer to Appendix G to see the Peak to Peak Communication Pathways.

**Communication Handbook and School Directory:** The handbook and directory are made available every year to families, it includes contact information for all staff, faculty and board members, school closure information, yearly all school calendars, bell schedule and much more. It also includes contact information for our families who wish to be included.

**Student Handbook:** The student handbook is printed in all of the student planners and contains detailed information from dress code, to the bell schedule and school calendar.

**E-mail:** E-mail communication is frequently used within the Peak to Peak community. E-mail is used as an efficient and environmentally-friendly way to deliver important information to students, parents, teachers, staff, board and committees.

**Speak to Peak Newsletter:** Peak to Peak publishes a monthly online newsletter, Speak to Peak, which is available to the entire school community and is posted on the website. This newsletter includes a wide variety of K-12 news regarding summer activities, student/staff accomplishments, booster club, Peak to Peak communications, board of directors, advancement, counseling, elementary, middle and high school, and Peak to Peak PEN. The newsletter also includes letters from each principal and a calendar of upcoming events. Families who do not have internet access are mailed a copy of the newsletter.

**Community bulletin boards:** Peak to Peak maintains current bulletin boards in the front of the North and South buildings that contain important information regarding board of director meeting notices and current minutes, lunch menu, PEN meeting notices, current events, a hard copy of the Speak to Peak Newsletter and more.

**Website:** Peak to Peak's comprehensive and current website contains a vast amount of important information for stakeholders covering academics, athletics and activities, counseling, general information on Peak to Peak and its accomplishments, employment, community/volunteers, enrollment, giving, calendars, classroom web pages/faculty profiles, staff e-mail, important forms, library media center and Infinite Campus student database access. The website also includes quick links for



students, parents, staff and alumni. Added features are the Daily Digest for parents and e-mail alerts for missing homework, along with other user-friendly features that gets information out to parents in a clear and proactive manner. School announcements are also included on the website.

**Board Meetings:** Peak to Peak's board of directors meet twice a month throughout the year with meeting notices sent to the entire community via e-mail, on the website under calendars, and are posted in the front of the main building. All board meetings are open to the public and include time for public comments. Meeting minutes are sent out to parents and are available in the main office.

**Communication Letters home:** At Peak to Peak, safety of students, staff and volunteers on campus is top priority and letters are sent home when drills are scheduled and/or if there is an incident on campus.

**Reader Board:** Peak to Peak installed a Reader Board on the outside of the north building where parents and community members can see at a glance important events and happenings.

**Automated Phone Calls:** Calls are used to ensure high attendance at certain events, where parent participation is most critical. These include parent education nights, counseling programs and other events on campus.

**Announcements:** All school announcements are broadcast everyday over the intercom in the elementary, middle and high school.

### **2.5.10. *Become one of the top 100 schools in the United States.***

In 2000, Peak to Peak established the goal of becoming one of the top 100 high schools in the United States. In 2007, *5280 Magazine* ranked Peak to Peak High School as the best high school in the seven-county Denver metro area. In 2008, the entire school K-12 was again recognized by *5280* for academic excellence, community service, community engagement, multi-grade engagement, diverse academic programs, and character and cultural literacy of students.

In 2008, Peak to Peak High School was honored as a *Newsweek* Top 100 School, ranking as the 40th best high school in the nation out of 27,000 public high schools. Peak to Peak was the only Colorado school to rank in the top 100. This followed Peak to Peak High School's ranking by *US News & World Report* as a 2008 Gold Medal School, ranking 47th in the nation. *US News & World Report* used a three step ranking analysis: performance on state tests, adjusted for student circumstances; evaluation of school's disadvantaged students; and successful provision and completion of college level coursework

Only 17 of the top 47 schools, including Peak to Peak, are open to all students who wish to attend through open enrollment; the other top 30 schools use merit or application based admissions criteria. In 2009, Peak to Peak was once again listed by both *Newsweek* and *US News & World Report* as a Top 100 school.

### **2.5.11. *Negotiate an acceptable contract with the school district.***

The Contract Renewal Team has reviewed statutory requirements for a contract renewal and has provided renewal documentation. Constructive negotiation



sessions are expected over the next few months. Peak to Peak is concerned about the costs for purchased services from the district increasing at nearly double the rate of new funding from the state. If this trend continues, Peak to Peak will not be able to achieve long-term financial viability. Peak to Peak desires to keep the increase in cost for BVSD services at or below the increase in PPR funding each year, and to recoup some of the lost revenue from past years where new costs have outpaced new revenue increases. Please see the chart below, which shows that the average annual increase in per pupil costs for purchased services from BVSD from 2002 to 2008 has been 5.6% (comparing only services received currently), while the average annual increase in per pupil revenue from the State has been 3.1%.

<b>BVSD CONTRACTED SERVICES</b>						
FTE Enrollment▶	2002-03		Total Per Pupil % Δ	Average Annual Per Pupil % Δ	2008-09	
	991.0				1,368.8	
▼ Service Purchased	Total \$	Per Pupil \$			Total \$	Per Pupil \$
Special Ed	\$ 808,984	\$ 816.33	25.7%	4.3%	\$ 1,404,045	\$ 1,025.75
Literacy and Language	\$ 146,202	\$ 147.53	31.5%	5.2%	\$ 265,449	\$ 193.93
Insurance Package	\$ 94,799	\$ 95.66	61.6%	10.3%	\$ 211,660	\$ 154.63
Central Admin Overhead	\$ 39,621	\$ 39.98	205.0%	34.2%	\$ 166,895	\$ 121.93
Information Technology	\$ 63,226	\$ 63.80	59.0%	9.8%	\$ 138,822	\$ 101.42
Business Services	\$ 95,424	\$ 96.29	-9.8%	-1.6%	\$ 118,931	\$ 86.89
Research and Evaluation	\$ 20,098	\$ 20.28	70.7%	11.8%	\$ 47,380	\$ 34.61
Misc Legal Obligations	\$ 10,346	\$ 10.44	-65.5%	-10.9%	\$ 4,935	\$ 3.61
Human Resources	\$ 1,605	\$ 1.62	22.9%	3.8%	\$ 2,725	\$ 1.99
Talented and Gifted					\$ 13,329	\$ 9.74
Inherent Overhead	\$ 52,870	\$ 53.35				
Communication Services	\$ 12,932	\$ 13.05				
Miscellaneous Packages	\$ 11,457	\$ 11.56			\$ 897	\$ 0.66
Instructional Packages	\$ 2,418	\$ 2.44				
<b>Total BVSD Services*</b>	<b>\$ 1,280,305</b>	<b>\$ 1,291.93</b>	<b>33.5%</b>	<b>5.6%</b>	<b>\$ 2,360,842</b>	<b>\$ 1,724.75</b>
<i>*The totals only include services that were purchased in both '02 and '08.</i>						
<b>STATE FUNDING</b>						
SpEd Categorical	\$ 131.03		23.7%	3.9%	\$ 162.05	
ELPA Categorical	\$ 3.87		72.1%	12.0%	\$ 6.66	
Per Pupil Revenue	\$ 5,759.00		18.1%	3.0%	\$ 6,804.00	
<b>Total State Funding</b>	<b>\$ 5,893.90</b>		<b>18.3%</b>	<b>3.1%</b>	<b>\$ 6,972.71</b>	



### 3. School Finance – C.R.S 22-30.5-110(2)(b)

Statutory requirement: “A financial statement that discloses the costs of administration, instruction, and other spending categories for the charter school that is understandable to the general public and that will allow comparison of such costs to other schools or other comparable organizations, in a format required by the state board of education.” Please see below the comparison chart showing revenues and expenditures in Fund 11 from 2005-06 until present.

PEAK TO PEAK CHARTER SCHOOL - FUND 11 REVENUES & EXPENSES										
	2005-06		2006-07		2007-08		2008-09		2009-10	
	\$ Actual	%	\$ Actual	%	\$ Actual	%	\$ Actual	%	\$ Actual	%
<b>BEGINNING BALANCE</b>	1,386,188		1,881,074		1,832,615		300,668		288,620	
<b>REVENUES</b>										
Local Revenue	522,104	5.4%	24,023	0.2%	13,248	0.1%	915,841	7.4%	1,007,808	7.7%
CDE Capital Construction	173,605	1.8%	251,762	2.5%	150,908	1.4%	147,102	1.2%	132,629	1.0%
Allocation for Capital Reserve	215,673	2.2%	231,085	2.3%	256,229	2.4%	246,890	2.0%	148,154	1.1%
BVSD General Fund Transfer	8,718,982	90.5%	9,487,935	94.9%	10,208,017	96.0%	11,098,849	89.4%	11,817,736	90.2%
<b>TOTAL REVENUES</b>	<b>9,630,364</b>		<b>9,994,805</b>		<b>10,628,402</b>		<b>12,408,682</b>		<b>13,106,327</b>	
<b>TOTAL RESOURCES</b>	<b>11,016,552</b>		<b>11,875,879</b>		<b>12,461,017</b>		<b>12,709,350</b>		<b>13,394,947</b>	
<b>EXPENDITURES</b>										
Salaries	4,003,167	55.2%	4,320,630	54.5%	4,947,155	50.4%	5,605,842	56.2%	6,147,874	57.9%
Benefits	775,650	10.7%	941,195	11.9%	1,114,126	11.3%	1,362,288	13.7%	1,459,606	13.7%
Purchased Services	1,908,113	26.3%	1,951,457	24.6%	1,994,980	20.3%	2,062,378	20.7%	2,137,413	20.1%
Supplies	466,231	6.4%	501,665	6.3%	670,343	6.8%	706,092	7.1%	708,829	6.7%
Property & Equipment	64,113	0.9%	149,421	1.9%	1,027,234	10.5%	171,532	1.7%	24,567	0.2%
Other Uses	32,445	0.4%	57,855	0.7%	65,751	0.7%	64,067	0.6%	142,543	1.3%
<b>TOTAL EXPENDITURES</b>	<b>7,249,719</b>		<b>7,922,223</b>		<b>9,819,589</b>		<b>9,972,199</b>		<b>10,620,832</b>	
<b>BVSD PURCHASED SERVICES</b>	1,885,759	20.6%	2,121,041	21.1%	2,340,760	19.2%	2,448,531	19.7%	2,387,832	18.4%
<b>GRAND TOTAL EXPENDITURES</b>	<b>9,135,478</b>		<b>10,043,264</b>		<b>12,160,349</b>		<b>12,420,730</b>		<b>13,008,664</b>	
<b>ENDING BALANCE</b>	<b>1,881,074</b>		<b>1,832,615</b>		<b>300,668</b>		<b>288,620</b>		<b>386,283</b>	



## 4. 2009 Proposal Update

Peak to Peak has enjoyed several highly successful years as measured by the goals and milestones discussed in previous sections of this charter application. The future of our school depends now not only on continued academic success, but also on successful work to implement and build on sound business practices and the establishment of a manageable and sustainable cost structure that can lead to assured long term financial viability.

### 4.1. *Proposal Changes – Summary and Rationale*

Following is a summary of key changes requested from Peak to Peak's original proposal and contract with BVSD.

#### 4.1.1. *Core Academic and Personal Development Goals and Objectives Reaffirmed*

The core mission and goals of the school, as expressed in section I of this document and also enumerated in the previous renewal application and contract, have been revisited and ratified by the board of directors and will continue to provide the context for the basic operation of the school. There are no new programs proposed, and no programs being discontinued as a part of this renewal application.

#### 4.1.2. *Emphasis on Financial Viability of Peak to Peak*

While maintaining the high academic and personal development objectives referenced throughout this document, a new emphasis for the ensuing contract period will be to establish the fundamental long term financial viability of the school. Generally, the school already operates its various units at least as efficiently as its peers within the school district. However, Peak to Peak's current revenue structure is significantly dependent on voluntary contributions, and some ongoing costs have been held down as a short term means to achieve balanced revenues and expenses through the start up and early operational years of the school.

#### 4.1.3. *Cost Structure*

Failure to successfully move towards normalization of some of these costs, for instance the gap in teacher compensation between P2P faculty and their counterparts throughout the rest of the school district, could jeopardize the successful performance of the school in its core areas.

With respect to services currently purchased from BVSD, there appear to be several specific areas where cost savings can be achieved by contracting with private sector companies as opposed to the current practice of outsourcing that work to the school district. It is therefore, the intent of the school to ensure that the new contract embraces the concept of P2P purchasing services from either the school district or from private sector providers; and that such business decisions shall be made on the basis of both economic benefit to the school and quality of services received.



#### **4.1.4. Revenue Opportunities**

Net new revenue would enable immediate progress towards the school's objective of long term financial viability. Conversely, any diminishment of revenues would be harmful to the school. It is essential that the existing revenue streams available to Peak to Peak be continued into the future, just as they were at the time of the last contract renewal. Additionally, the school has initiated several programs designed to generate additional revenue, but none provides a material enhancement thus far. Productive contract discussions ought to include work to identify potential augmented or new sources of revenue for the school, possibly including a re-visitation of the potential benefits to both the school district and P2P that might result from modest increases in enrollment.

#### **4.1.5. Policies**

During the last several years, certain policies have been updated and or re-written by either the school district or Peak to Peak. It is our intent that minimal if any changes be made to the policy structure and commitments of Peak to Peak as described in the 2005 contract, except for the changes needed to incorporate updated policies and ensure a cohesive and consistent operating framework for the school.

#### **4.1.6. Facilities**

There are no significant facilities acquisitions or upgrades incorporated into this renewal proposal. As a note, Peak to Peak completed the purchase (from the school district) of land adjacent to the existing school property in March of 2009. The long term use of this land will be for athletic fields, additional parking, an additional access road, and a possible daycare facility for the children of school staff. These projects are capital intensive and progress may not occur for some time. The planned uses of the property have been previously agreed upon (and are disclosed in the land sale agreement). Nothing in this renewal proposal relates to that work.



## **5. Appendices**

**APPENDIX A: High School Key Performance Indicators**

**APPENDIX B: Middle School Key Performance Indicators**

**APPENDIX C: Elementary School Key Performance Indicators**

**APPENDIX D: BVSD and Peak to Peak Demographics**

**APPENDIX E: Peak to Peak Accomplishments 2005-09**

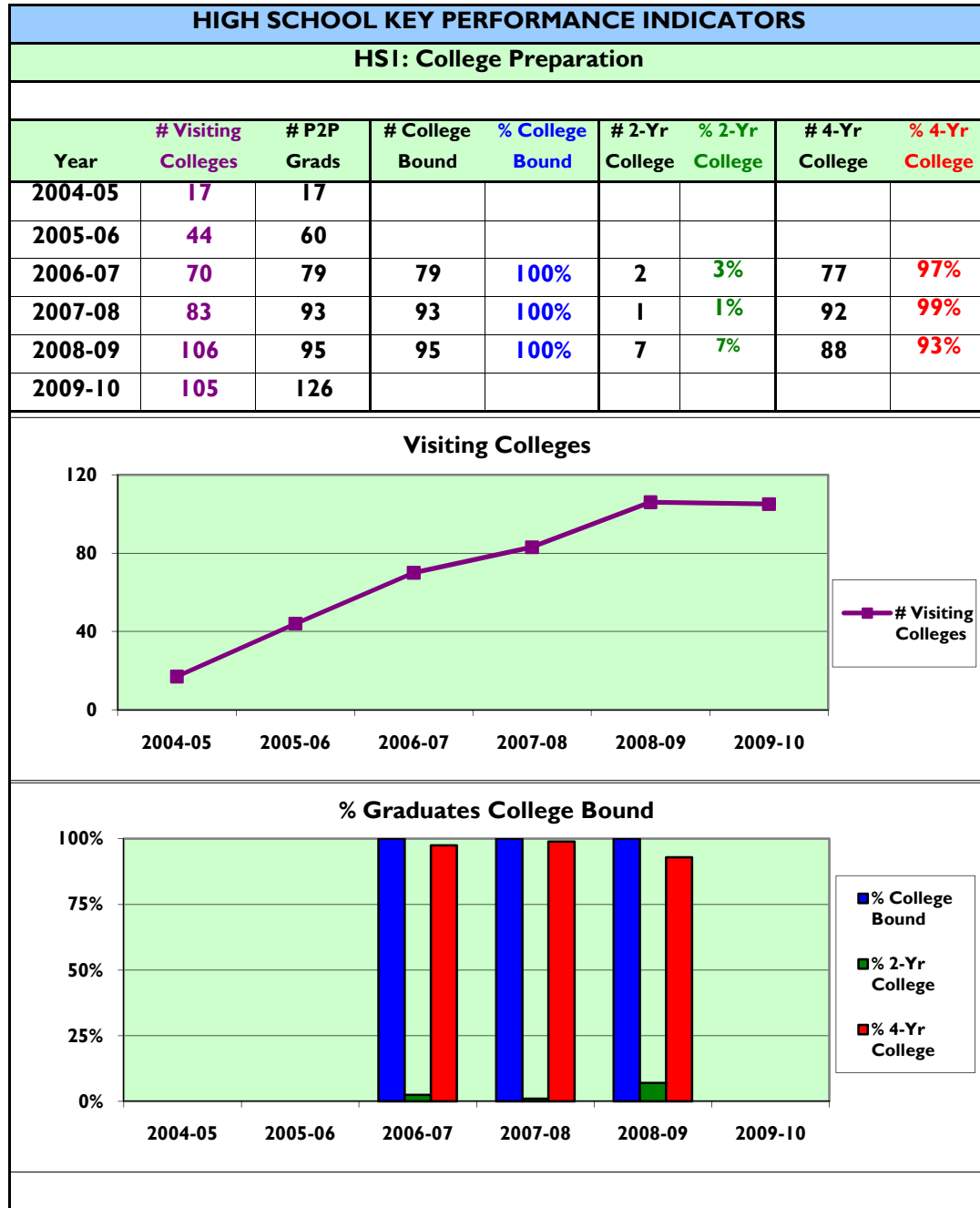
**APPENDIX F: Peak to Peak Communication Pathways**

PEAK TO PEAK CHARTER SCHOOL

HIGH SCHOOL KEY PERFORMANCE INDICATORS							
KPI	Perspective	Type	Owner	Title	Measurement	Freq	Board Dates
HS 1	Students	Academic	Head Counselor	College Preparation	# grads, % accepted, # college visits	2x	2nd Sep/2nd Jan
HS 2	Students	Academic	Head Counselor	ACT Scores	ACT scores v. BVSD & State; participation rates	1x	2nd Sep/2nd Jan
HS 3	Students	Academic	Head Counselor	PLAN Scores	PLAN scores v. BVSD & State; participation rates	1x	2nd Sep/2nd Jan
HS 4	Students	Academic	Head Counselor	PSAT Scores	PSAT scores v. BVSD & State; participation rates	1x	2nd Sep/2nd Jan
HS 5	Students	Academic	HS Principal	CSAP Scores	CSAP scores by subject/grade level v. BVSD & State	1x	2nd Sep/2nd Jan
HS 6	Students	Academic	HS Principal	CSAP Equity	CSAP score equity by ethnicity and gender	1x	2nd Sep/2nd Jan
HS 7	Students	Academic	Registrar	Student Grades	# & % honor roll, # & % students with A, B, C, F	2x	2nd Sep/2nd Jan
HS 8	Students	Academic	HS Principal	Student Ability Grouping	# & % students in accelerated, AP/honors, grade-level ability groups	1x	2nd Sep/2nd Jan
HS 9	Infrastructure	Academic	HS Principal	Curriculum-Mapped Courses	# & % courses completed with curriculum mapping	1x	2nd Sep/2nd Jan
HS 10	Students	Academic	HS Principal	AP Test Participation and Scores	# & % students taking AP tests by subject; aggregate AP test scores	1x	2nd Sep/2nd Jan
HS 11	Students	Culture/Climate	HS Principal & Deans	BVSD Climate Survey	BVSD climate survey scores	2x	2nd Sep/2nd Jan
HS 12	Students	Culture/Climate	HS Principal	Internal Climate Survey	Internal climate survey results	1x	2nd Sep/2nd Jan
HS 13	Students	Culture/Climate	Deans	Positive/Negative Referrals	# & % students receiving positive or negative referrals	2x	2nd Sep/2nd Jan
HS 14	Students	Culture/Climate	HS Principal & Deans	Student Contact	# & % students interviewed	2x	2nd Sep/2nd Jan
HS 15	Students	Culture/Climate	Ath & Act Director	Extracurricular Participation	# & % students participating in athletics/activities or outside activities/work	1x	2nd Sep/2nd Jan
HS 16	Students	Culture/Climate	Registrar	Student Demographics	# & % minority students	1x	2nd Sep/2nd Jan



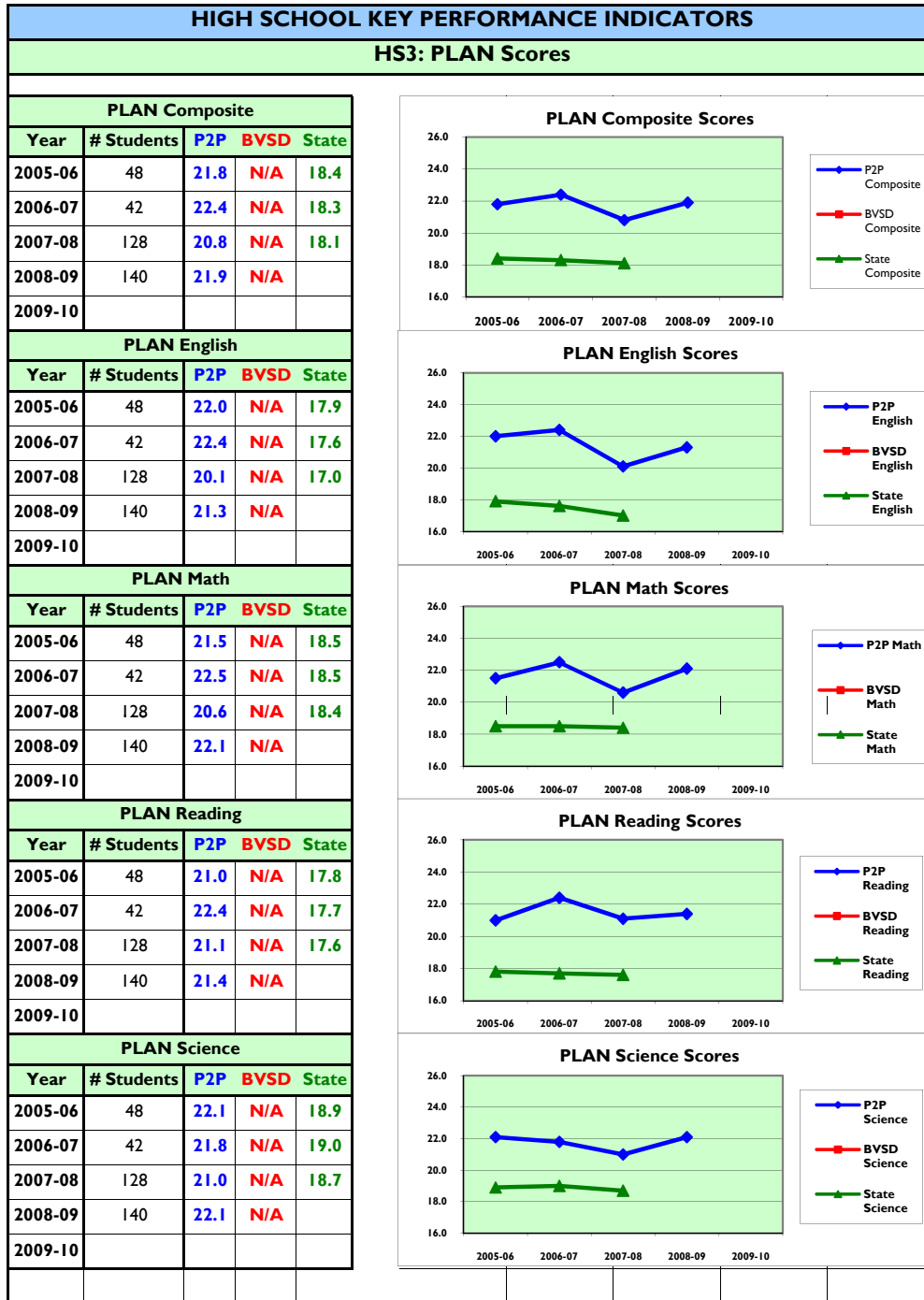
PEAK TO PEAK CHARTER SCHOOL

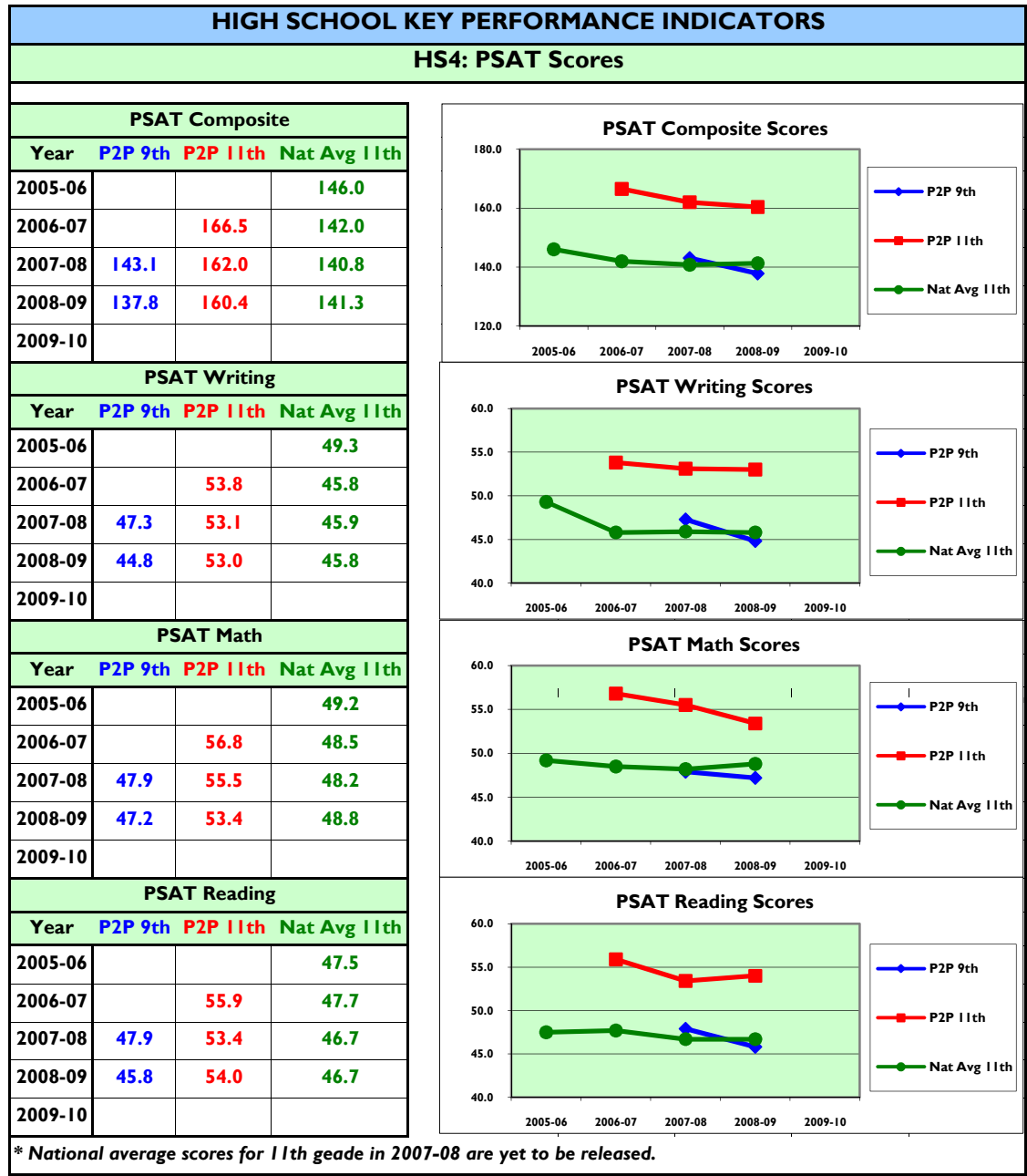


HIGH SCHOOL KEY PERFORMANCE INDICATORS					
HS2: ACT Score Distribution					
<b>ACT Composite</b>					
Year	# Students	P2P	BVSD	State	
2005-06	93	24.0	21.9	19.0	
2006-07	103	24.9	22.5	19.8	
2007-08	108	25.4	23.0	20.2	
2008-09	129/131	24.5	22.2	19.6	
2009-10					
<b>ACT English</b>					
Year	# Students	P2P	BVSD	State	
2005-06	93	23.7	21.3	18.2	
2006-07	103	24.9	21.2	18.3	
2007-08	108	25.5	21.5	19.8	
2008-09	129/131	24.6	21.4	18.1	
2009-10					
<b>ACT Math</b>					
Year	# Students	P2P	BVSD	State	
2005-06	93	24.0	21.8	18.9	
2006-07	103	24.8	22.1	19.2	
2007-08	108	24.8	22.3	20.3	
2008-09	129/131	23.4	22.1	19.5	
2009-10					
<b>ACT Reading</b>					
Year	# Students	P2P	BVSD	State	
2005-06	93	24.6	22.5	19.4	
2006-07	103	25.5	22.4	19.4	
2007-08	108	25.8	22.6	20.8	
2008-09	129/131	25.9	22.9	20.0	
2009-10					
<b>ACT Science</b>					
Year	# Students	P2P	BVSD	State	
2005-06	93	23.2	21.5	19.1	
2006-07	103	24.2	21.5	19.1	
2007-08	108	24.9	22.0	20.4	
2008-09	129/131	23.6	21.9	19.8	
2009-10					

2006-2007: P2P Juniors tied for 3rd in state on ACT.  
 2007-2008: P2P Juniors tied for 2nd in state on ACT.  
 2008-2009: P2P Juniors rank 5th in state on ACT.

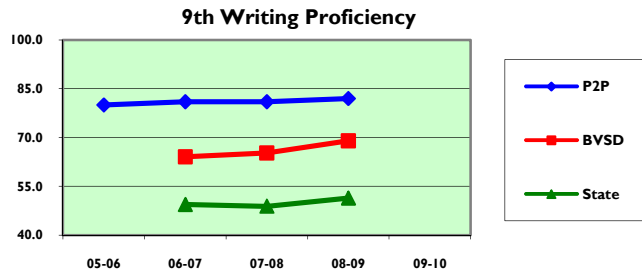




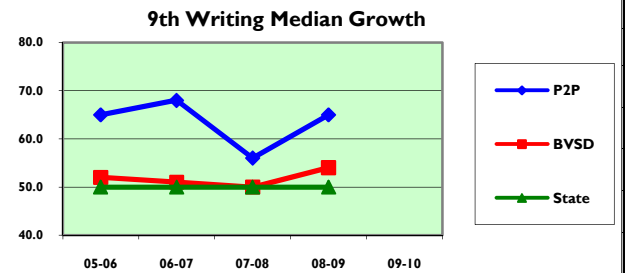
**HIGH SCHOOL KEY PERFORMANCE INDICATORS**

**HS5: CSAP Scores - 9th Grade**

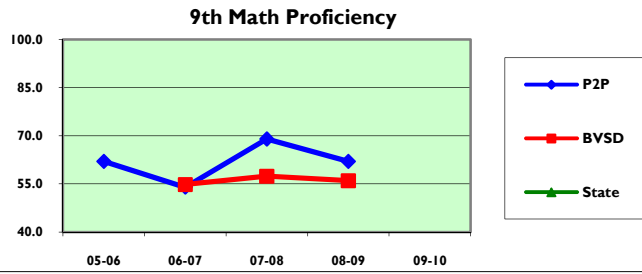
9th Writing Proficiency			
Year	P2P	BVSD	State
05-06	80.0		
06-07	81.0	64.1	49.4
07-08	81.0	65.3	48.9
08-09	82.0	69.0	51.4
09-10			



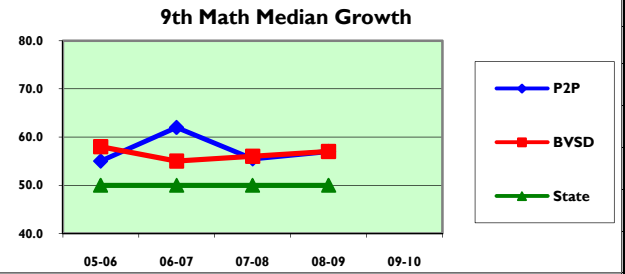
9th Writing Median Growth			
Year	P2P	BVSD	State
05-06	65.0	52.0	50.0
06-07	68.0	51.0	50.0
07-08	56.0	50.0	50.0
08-09	65.0	54.0	50.0
09-10			



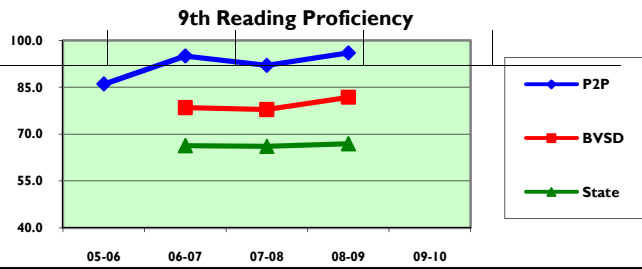
9th Math Proficiency			
Year	P2P	BVSD	State
05-06	62.0		
06-07	54.0	54.8	35.1
07-08	69.0	57.4	37.8
08-09	62.0	56.0	34.9
09-10			



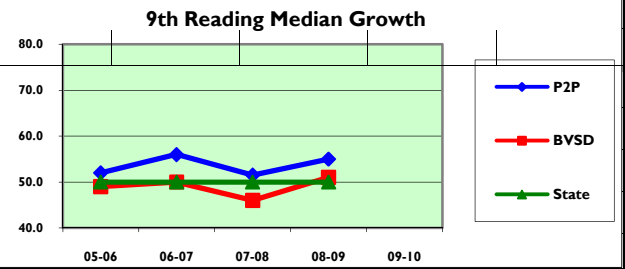
9th Math Median Growth			
Year	P2P	BVSD	State
05-06	55.0	58.0	50.0
06-07	62.0	55.0	50.0
07-08	55.5	56.0	50.0
08-09	57.0	57.0	50.0
09-10			



9th Reading Proficiency			
Year	P2P	BVSD	State
05-06	86.0		
06-07	95.0	78.5	66.3
07-08	92.0	77.9	66.1
08-09	96.0	81.8	66.9
09-10			



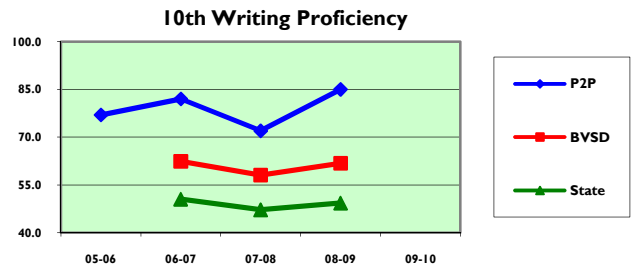
9th Reading Median Growth			
Year	P2P	BVSD	State
05-06	52.0	49.0	50.0
06-07	56.0	50.0	50.0
07-08	51.5	46.0	50.0
08-09	55.0	51.0	50.0
09-10			



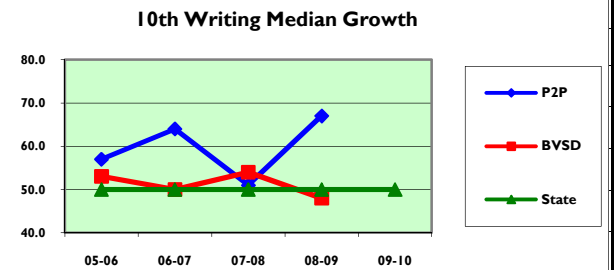
**HIGH SCHOOL KEY PERFORMANCE INDICATORS**

**HS5: CSAP Scores - 10th Grade**

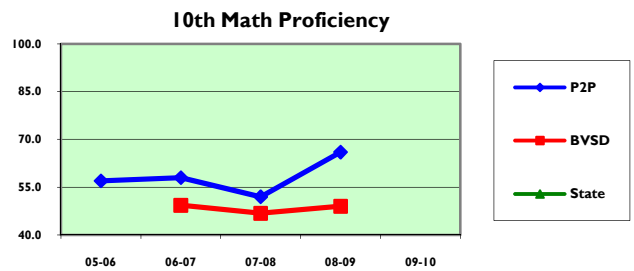
10th Writing Proficiency			
Year	P2P	BVSD	State
05-06	77.0		
06-07	82.0	62.4	50.5
07-08	72.0	58.1	47.2
08-09	85.0	61.8	49.3
09-10			



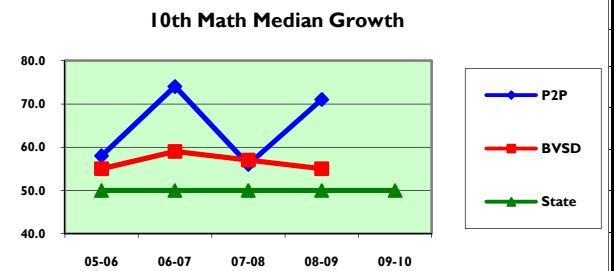
10th Writing Median Growth			
Year	P2P	BVSD	State
05-06	57.0	53.0	50.0
06-07	64.0	50.0	50.0
07-08	51.0	54.0	50.0
08-09	67.0	48.0	50.0
09-10			50.0



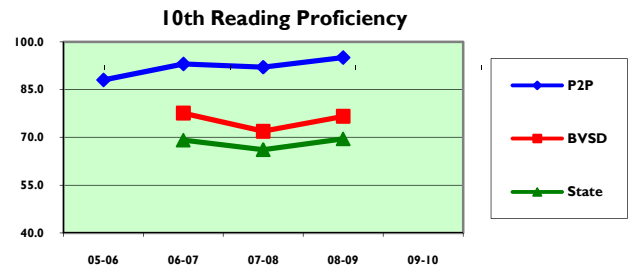
10th Math Proficiency			
Year	P2P	BVSD	State
05-06	57.0		
06-07	58.0	49.3	30.5
07-08	52.0	46.8	30.0
08-09	66.0	49.0	30.4
09-10			



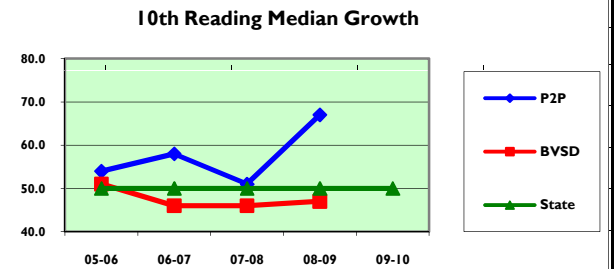
10th Math Median Growth			
Year	P2P	BVSD	State
05-06	58.0	55.0	50.0
06-07	74.0	59.0	50.0
07-08	56.0	57.0	50.0
08-09	71.0	55.0	50.0
09-10			50.0



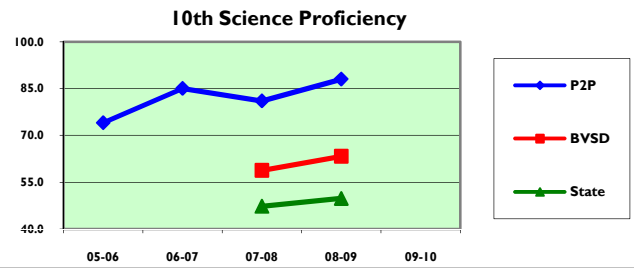
10th Reading Proficiency			
Year	P2P	BVSD	State
05-06	88.0		
06-07	93.0	77.6	69.1
07-08	92.0	71.9	66.1
08-09	95.0	76.6	69.5
09-10			

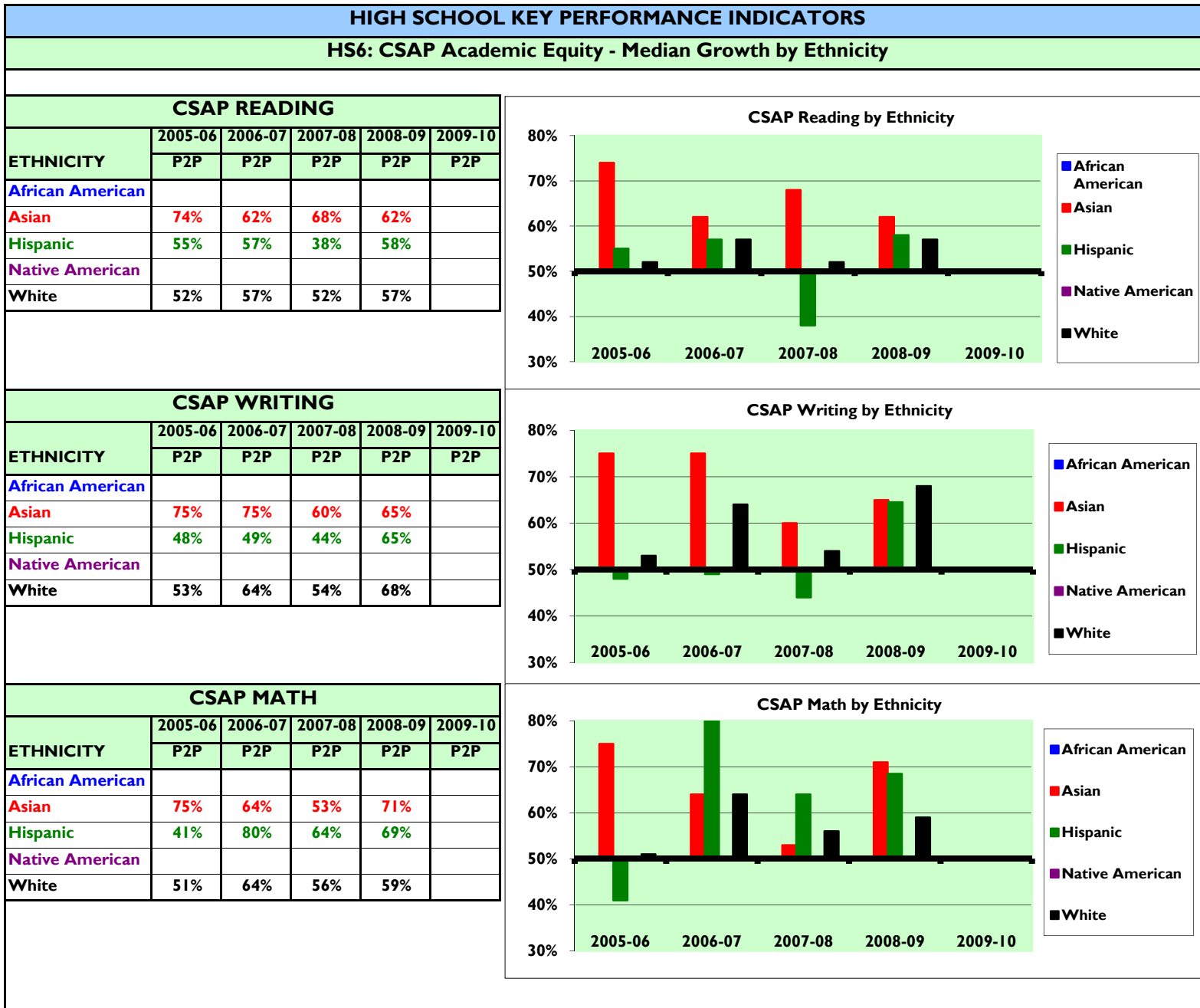


10th Reading Median Growth			
Year	P2P	BVSD	State
05-06	54.0	51.0	50.0
06-07	58.0	46.0	50.0
07-08	51.0	46.0	50.0
08-09	67.0	47.0	50.0
09-10			50.0



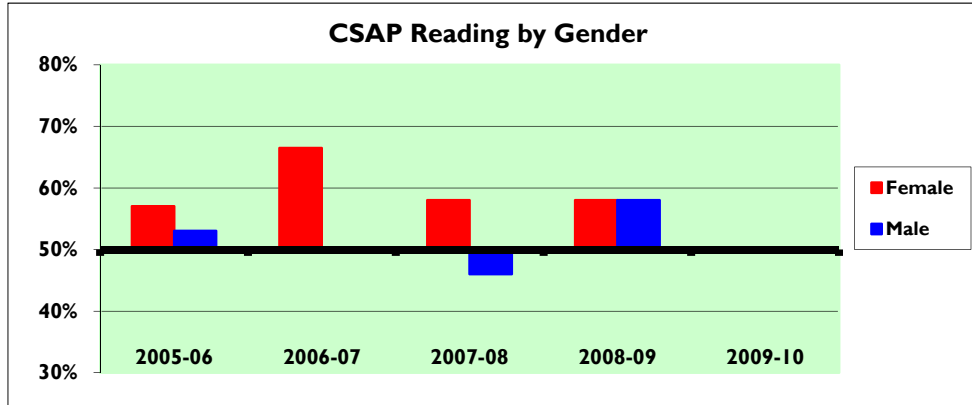
10th Science Proficiency			
Year	P2P	BVSD	State
05-06	74.0		
06-07	85.0		
07-08	81.0	58.8	47.3
08-09	88.0	63.3	49.8
09-10			



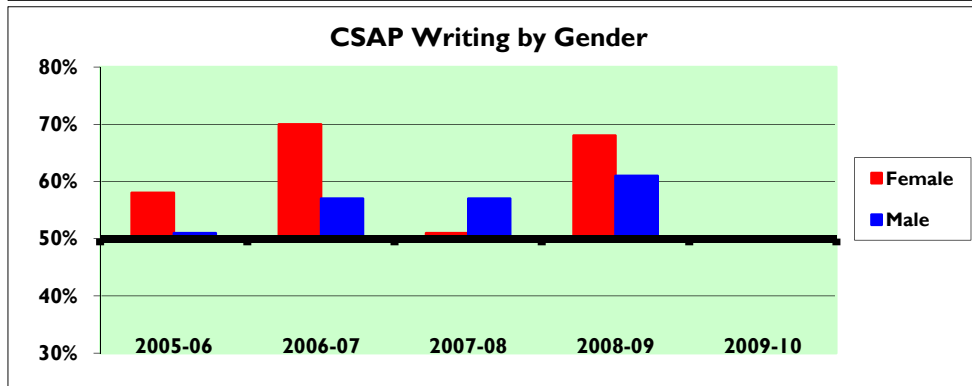


**HIGH SCHOOL KEY PERFORMANCE INDICATORS**  
**HS6: CSAP Academic Equity - Median Growth by Gender**

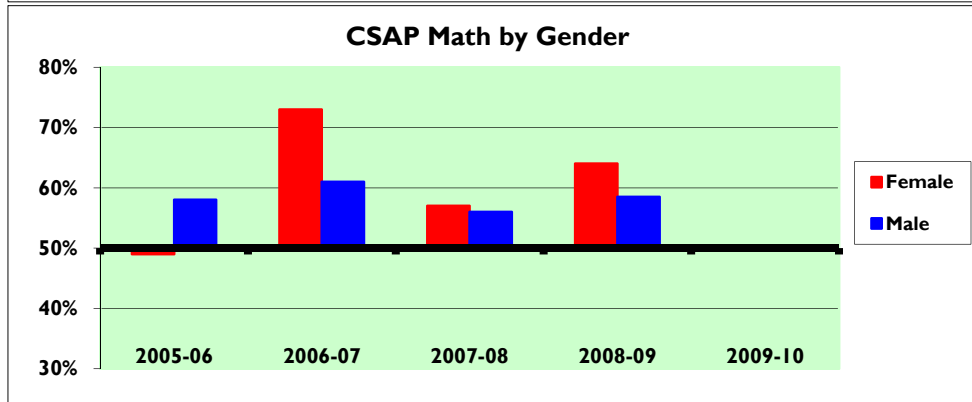
CSAP READING					
	2005-06	2006-07	2007-08	2008-09	2009-10
GENDER	P2P	P2P	P2P	P2P	P2P
Female	57%	67%	58%	58%	
Male	53%	50%	46%	58%	



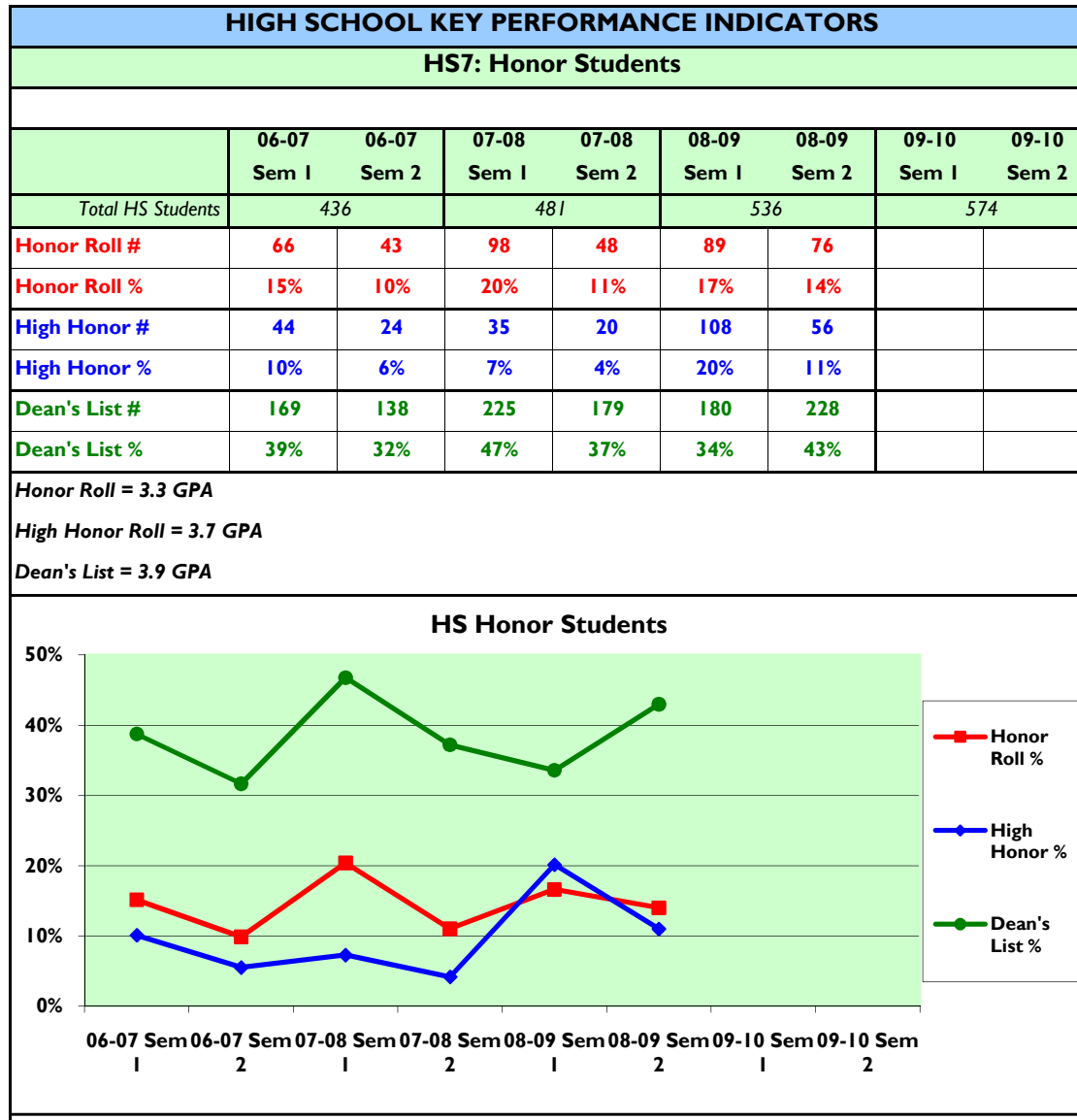
CSAP WRITING					
	2005-06	2006-07	2007-08	2008-09	2009-10
GENDER	P2P	P2P	P2P	P2P	P2P
Female	58%	70%	51%	68%	
Male	51%	57%	57%	61%	

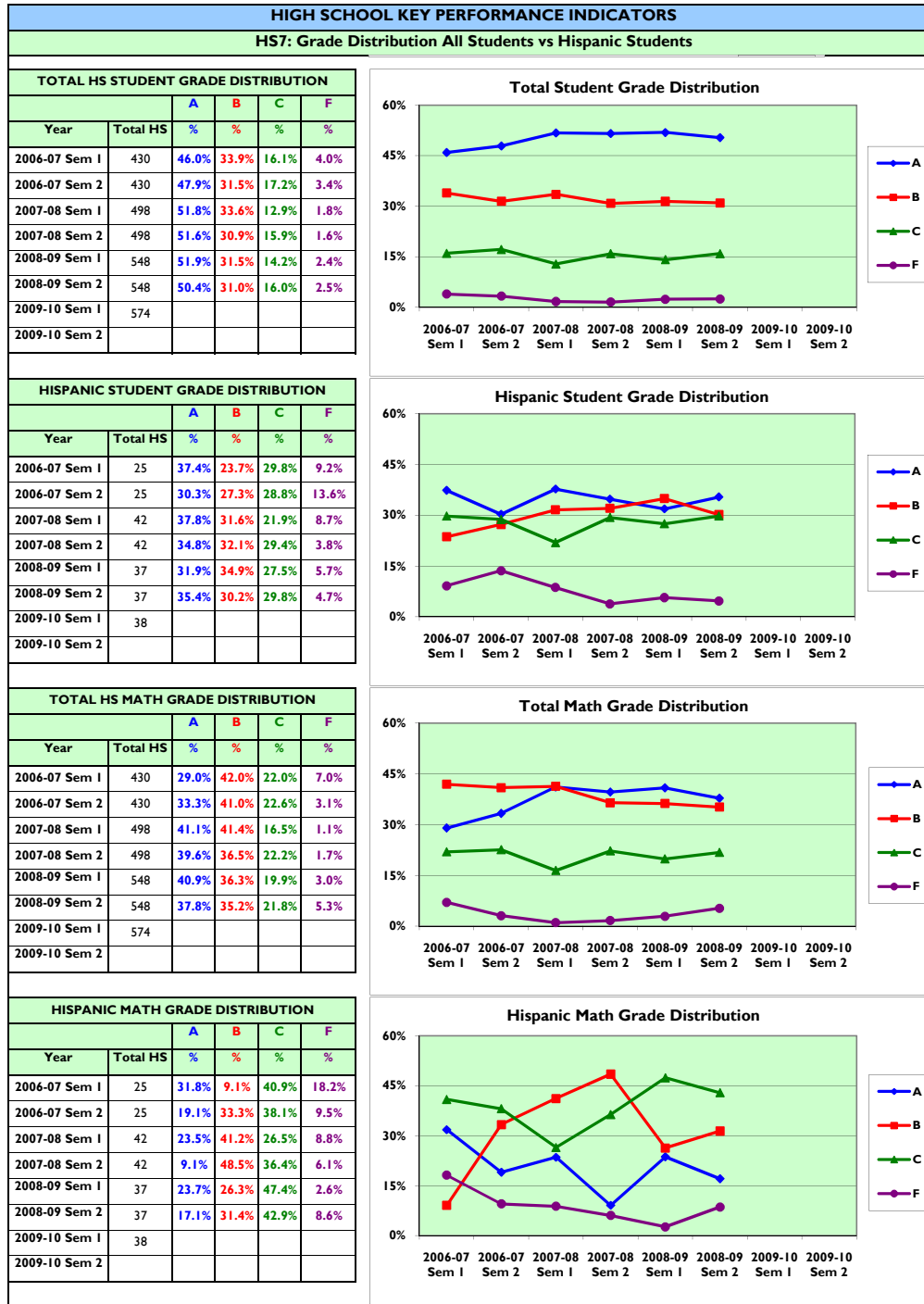


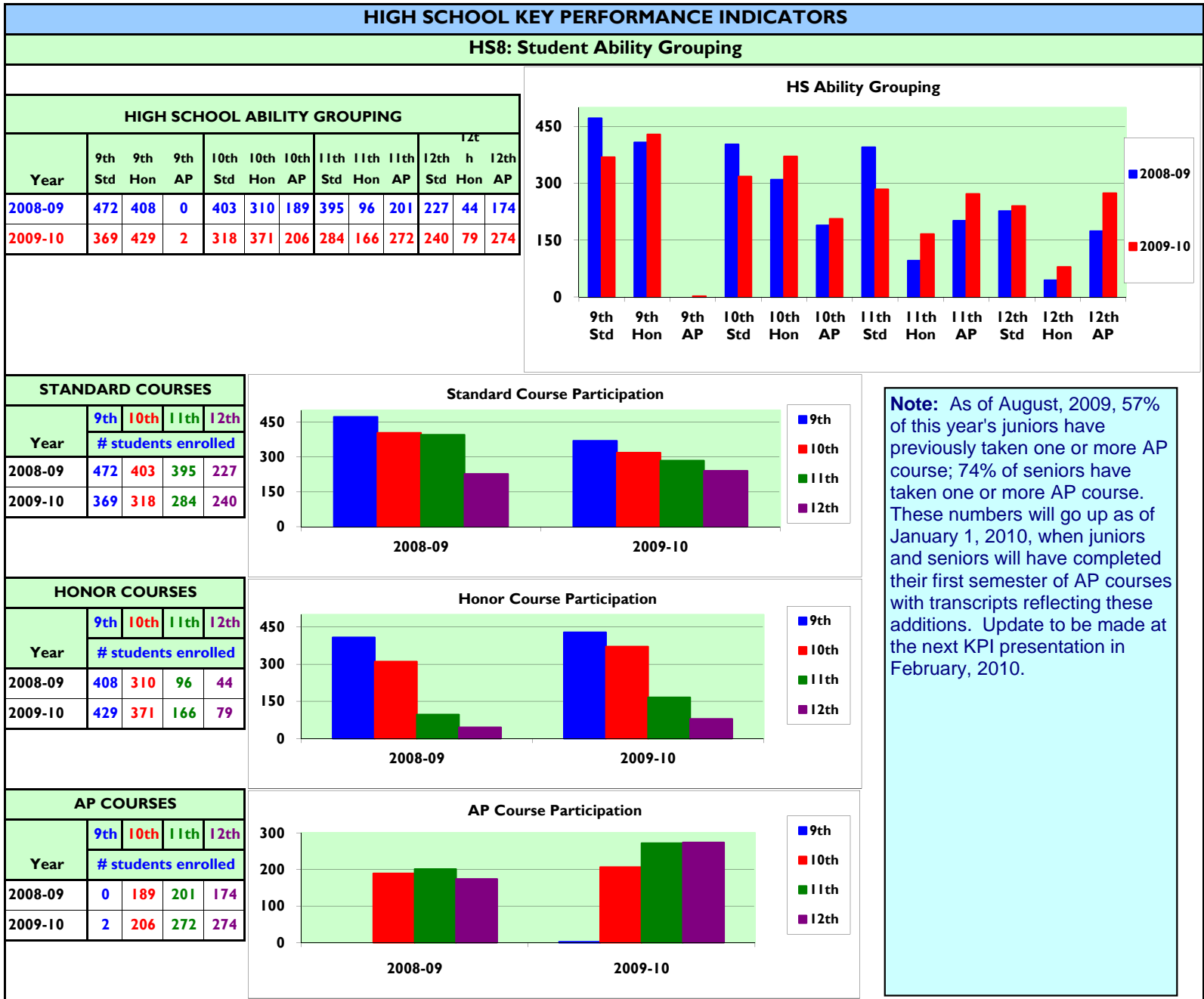
CSAP MATH					
	2005-06	2006-07	2007-08	2008-09	2009-10
GENDER	P2P	P2P	P2P	P2P	P2P
Female	49%	73%	57%	64%	
Male	58%	61%	56%	59%	

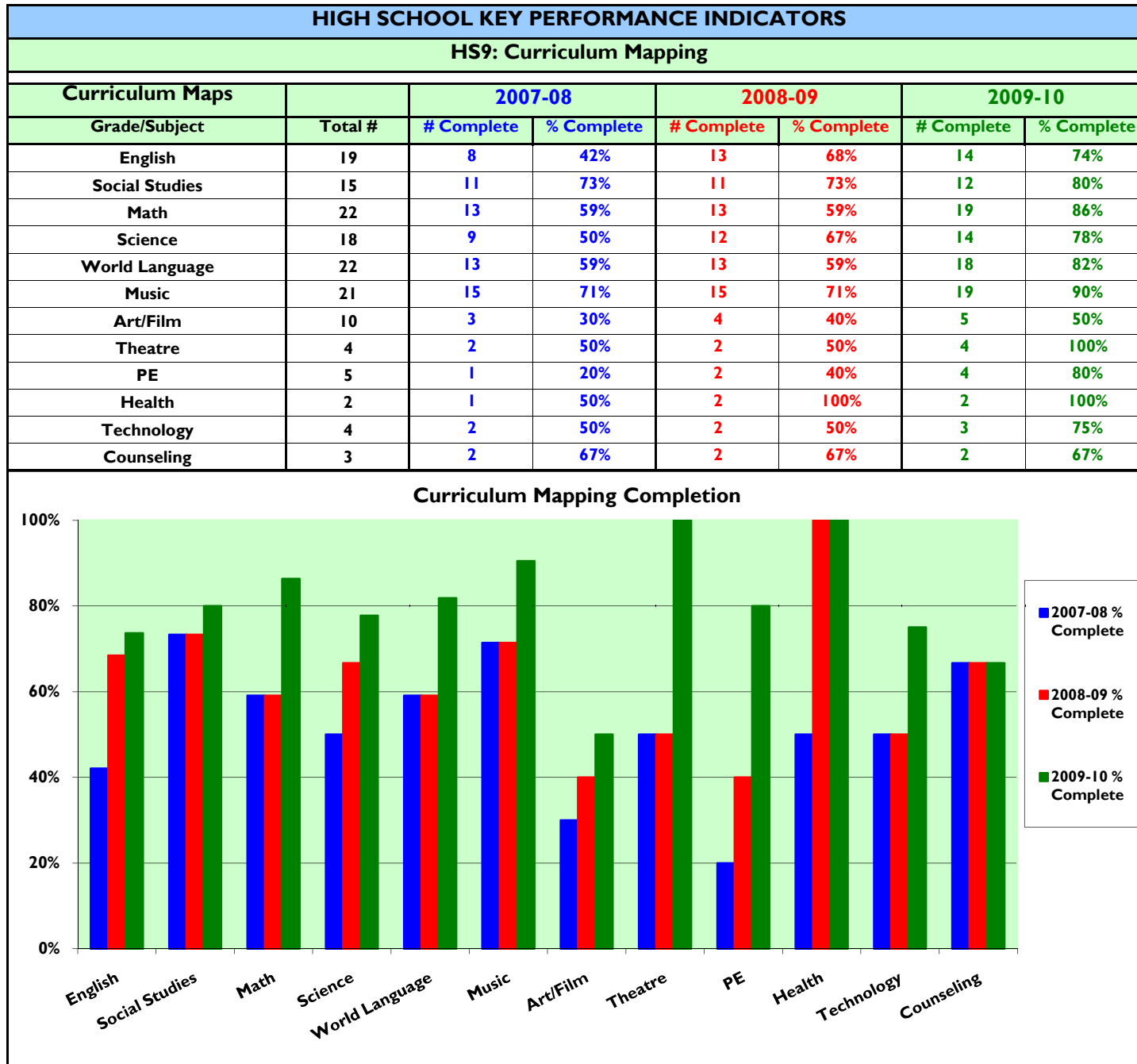




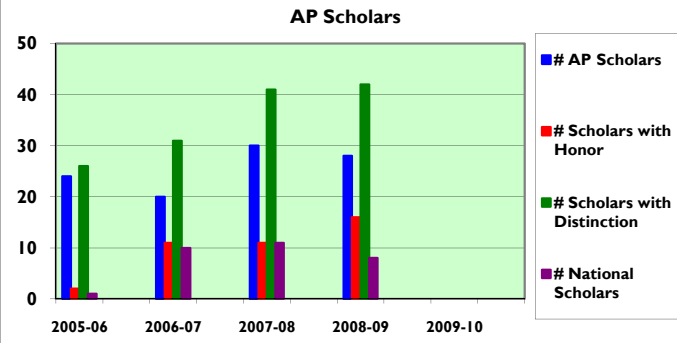
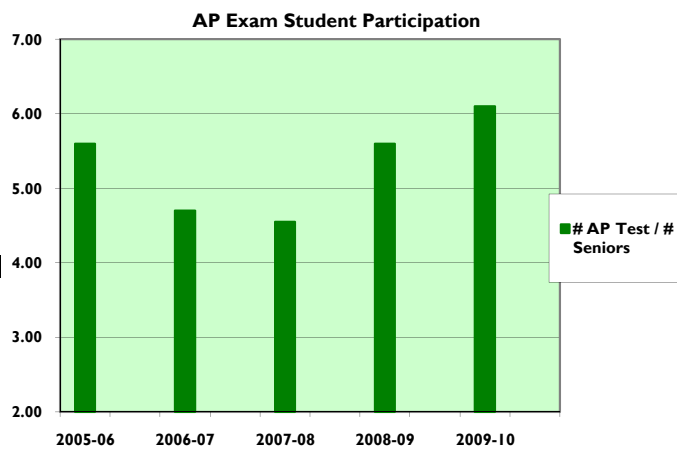
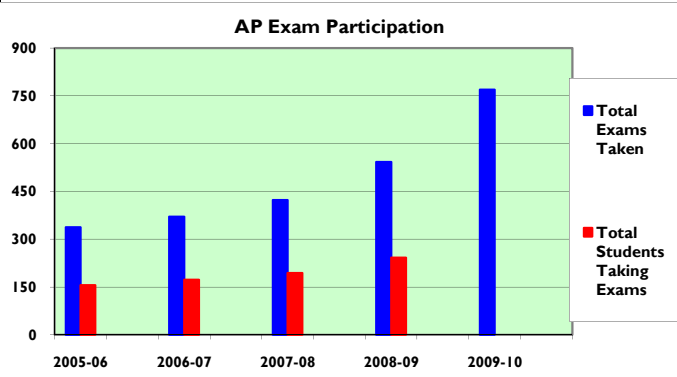








HIGH SCHOOL KEY PERFORMANCE INDICATORS											
HS10: AP Test Participation, Scores and Scholars											
AP Exams		2005-06		2006-07		2007-08		2008-09		2009-10	
* N/O = not offered	#	Score	#	Score	#	Score	#	Score	#	Score	
English Literature and Composition		3.48	47	2.83	54	3.17	41	3.50			
English Language & Composition		2.81	64	3.63	63	3.28	73	3.40			
French Language		4.11	N/O	N/O	3	3.50	13	2.9*			
French Literature	N/O	N/O	8	3.00	N/O	N/O	N/O	N/O			
Spanish Language		3.80	14	4.15	20	3.60	14	3.60			
Spanish Literature		4.50	3	5.00	6	4.28	4	4.00			
US Gov't & Politics		2.89	34	2.65	45	2.58	80	2.60			
Human Geography		3.74	36	3.28	46	3.54	80	2.9*			
American History		3.45	24	3.75	18	2.77	33	3.20			
World History		3.42	N/O	N/O	35	3.22	N/O	N/O			
European History	N/O	N/O	21	3.48	N/O	N/O	30	2.9*			
Calculus AB		3.43	28	3.63	30	3.70	26	3.20			
Calculus BC		4.57	15	4.53	21	4.66	24	4.20			
Statistics		3.46	18	4.18	23	2.73	49	3.10			
Biology		3.71	19	3.33	11	3.27	21	3.10			
Chemistry		3.14	8	3.00	20	3.47	20	4.00			
Physics (Mech)		2.33	16	2.93	14	2.78	8	4.40			
Physics (Elec)		2.27	16	2.12	14	2.61	8	4.60			
Chinese Lang and Culture							1	5.00			
Macroeconomics							1	4.00			
Studio Art 2-D							5	3.40			
Computer Science AB	N/O	N/O	N/O	N/O	N/O	N/O	7	4.10			
AP Exams Summary		2005-06		2006-07		2007-08		2008-09		2009-10	
Total Exams Taken		337		371		423		542		769	
Total Students Taking Exams		156		173		194		242			
# AP Test / # Seniors		5.60		4.70		4.55		5.60		6.10	
AP Scholars		2005-06		2006-07		2007-08		2008-09		2009-10	
# AP Scholars		24		20		30		28			
# Scholars with Honor		2		11		11		16			
# Scholars with Distinction		26		31		41		42			
# National Scholars		1		10		11		8			
<b>TOTAL SCHOLARS</b>		<b>53</b>		<b>72</b>		<b>93</b>		<b>94</b>			
*Indicates a College Board Advanced Placement assessment re-norming and re-calibration of scores. Resulted in lower scores overall across the nation.											



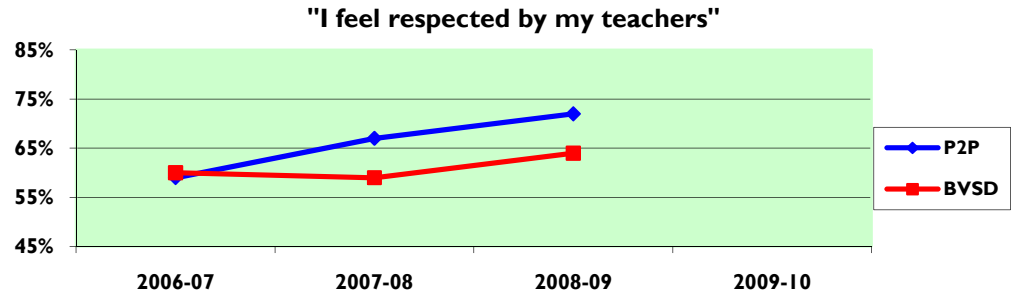
**HIGH SCHOOL KEY PERFORMANCE INDICATORS**

**HSI I: BVSD Climate Survey**

SIP Climate Questions/BVSD Snapshot Survey Q #4

**"I feel respected by my teachers"**

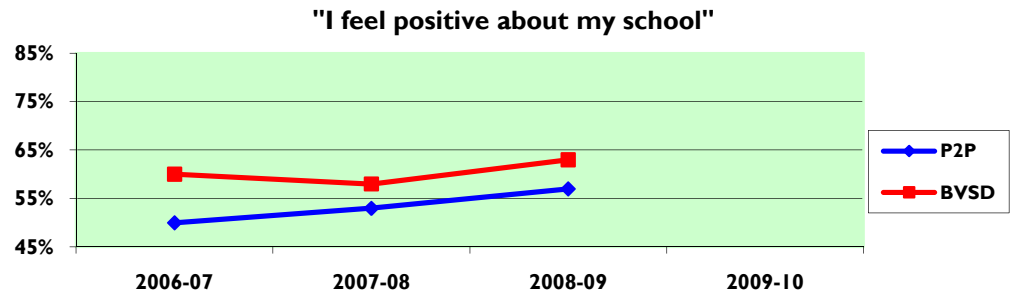
Favorability Rating	P2P	BVSD
2006-07	59%	60%
2007-08	67%	59%
2008-09	72%	64%
2009-10		



SIP Climate Questions/BVSD Snapshot Survey Q #15

**"I feel positive about my school"**

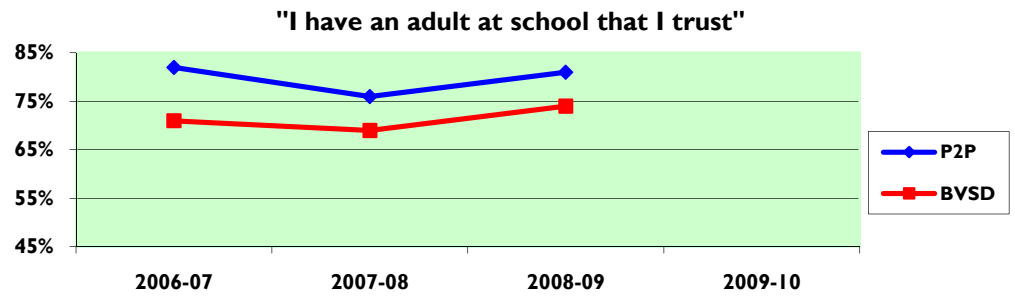
Favorability Rating	P2P	BVSD
2006-07	50%	60%
2007-08	53%	58%
2008-09	57%	63%
2009-10		



SIP Climate Questions/BVSD Snapshot Survey Q #3

**"I have an adult at school that I trust"**

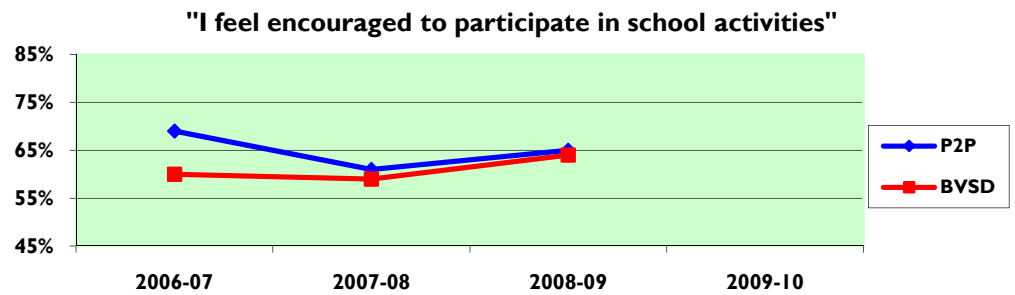
Favorability Rating	P2P	BVSD
2006-07	82%	71%
2007-08	76%	69%
2008-09	81%	74%
2009-10		

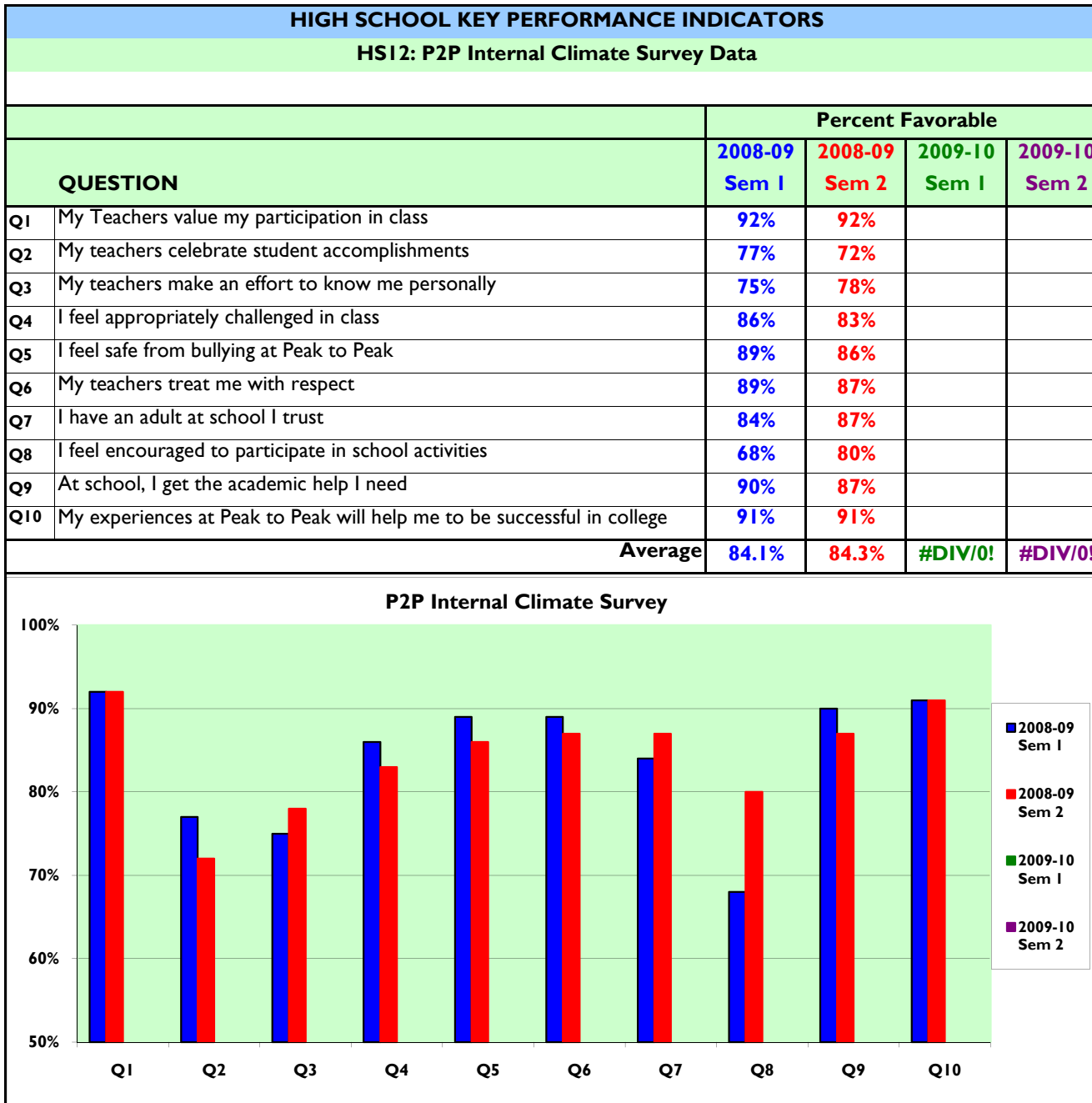


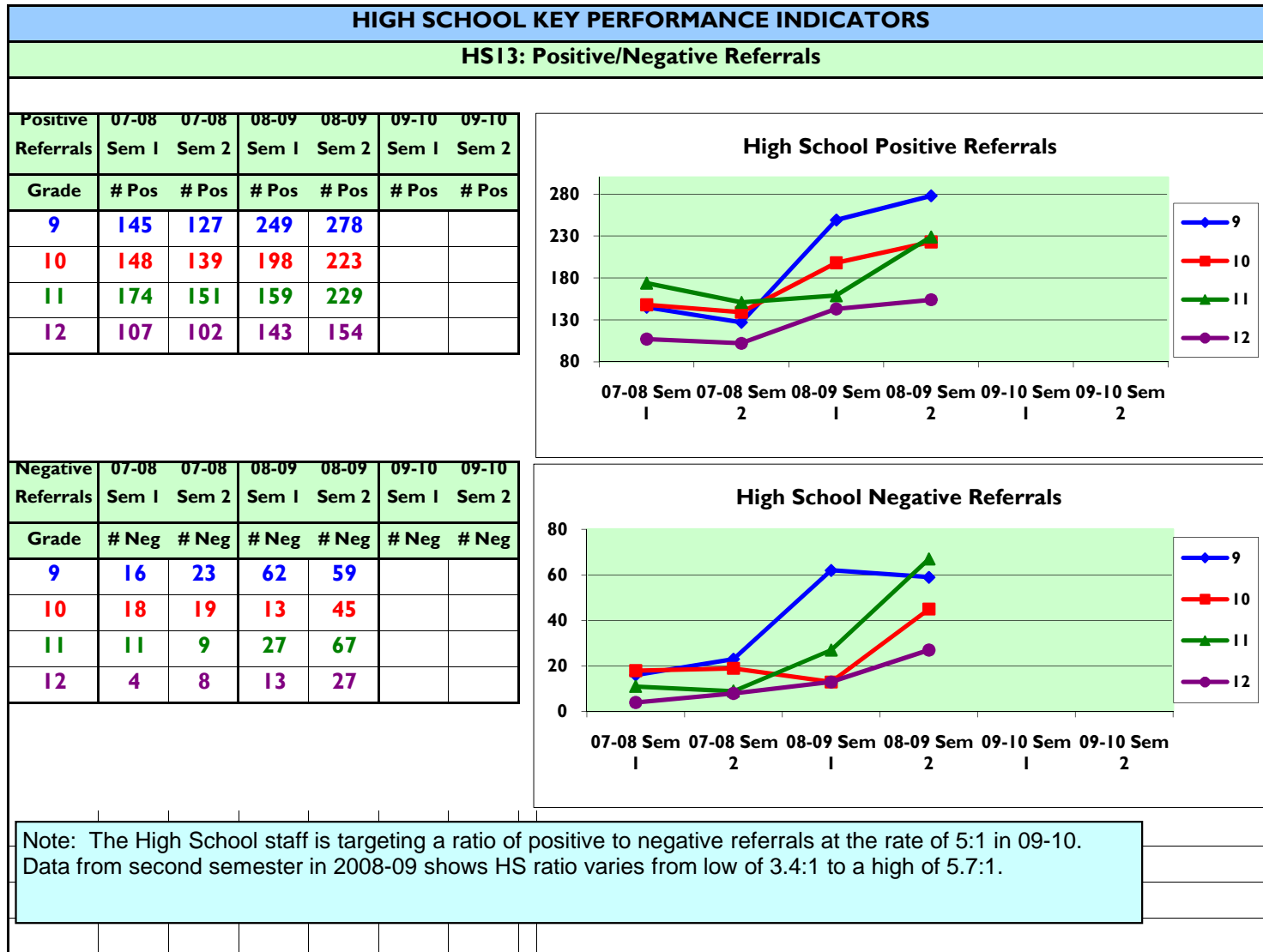
SIP Climate Questions/BVSD Snapshot Survey Q #47

**"I feel encouraged to participate in school activities"**

Favorability Rating	P2P	BVSD
2006-07	69%	60%
2007-08	61%	59%
2008-09	65%	64%
2009-10		







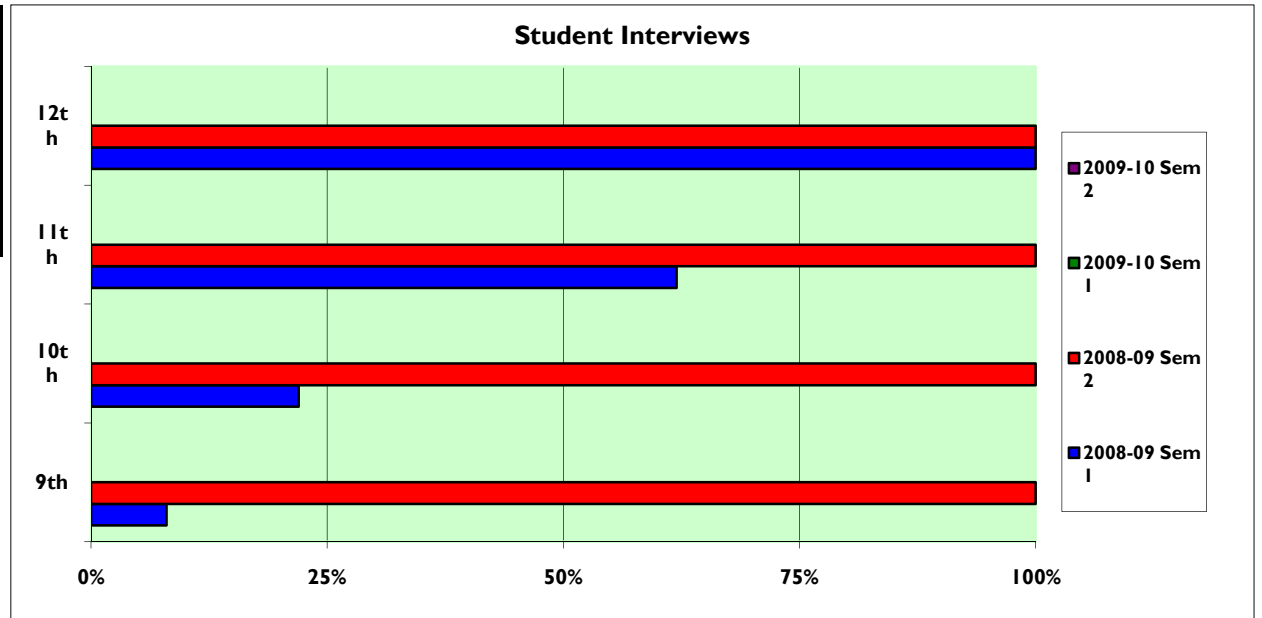


**HIGH SCHOOL KEY PERFORMANCE INDICATORS**

**HSI 4: Student Contact**

**STUDENT INTERVIEWS**

Grade	2008-09		2009-10	
	Sem 1	Sem 2	Sem 1	Sem 2
9th	8%	100%	0%	0%
10th	22%	100%	0%	0%
11th	62%	100%	0%	0%
12th	100%	100%	0%	0%

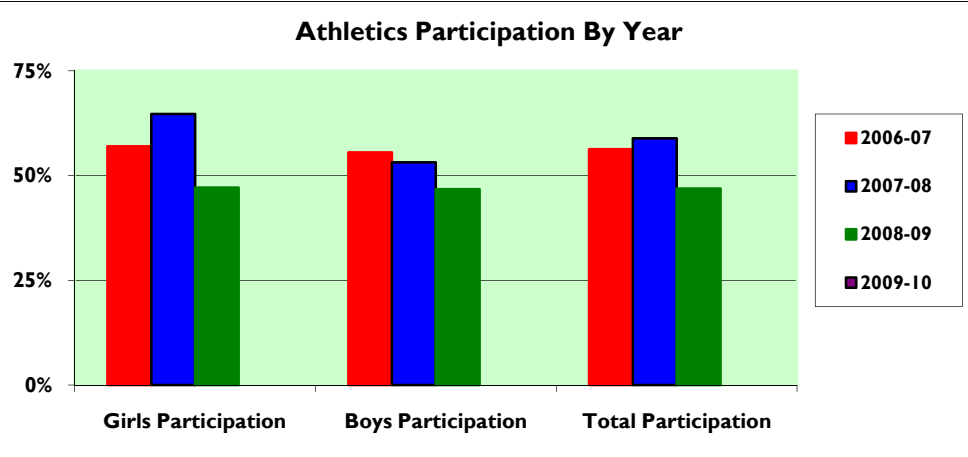


**HIGH SCHOOL KEY PERFORMANCE INDICATORS**

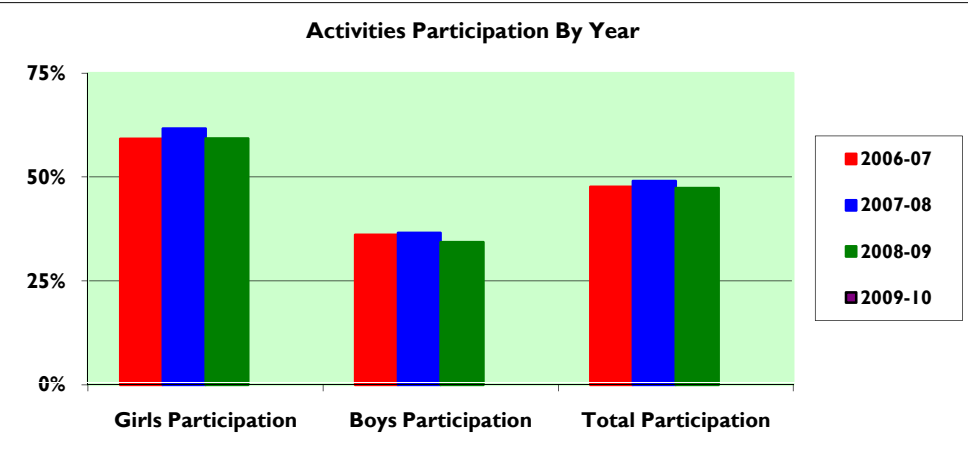
**HSI 5: Athletics & Activities Participation**

P2P STUDENT ENROLLMENT	2006-07		2007-08		2008-09		2009-10	
	#	%	#	%	#	%	#	%
Girls Enrollment	179	50%	201	50%	280	52%		
Boys Enrollment	180	50%	205	50%	259	48%		
Total Enrollment	359	100%	406	100%	539	100%		

ATHLETICS PARTICIPATION	2006-07		2007-08		2008-09		2009-10	
	#	%	#	%	#	%	#	%
Girls Participation	102	57%	130	65%	132	47%		
Boys Participation	100	56%	109	53%	121	47%		
Total Participation	202	56%	239	59%	253	47%		



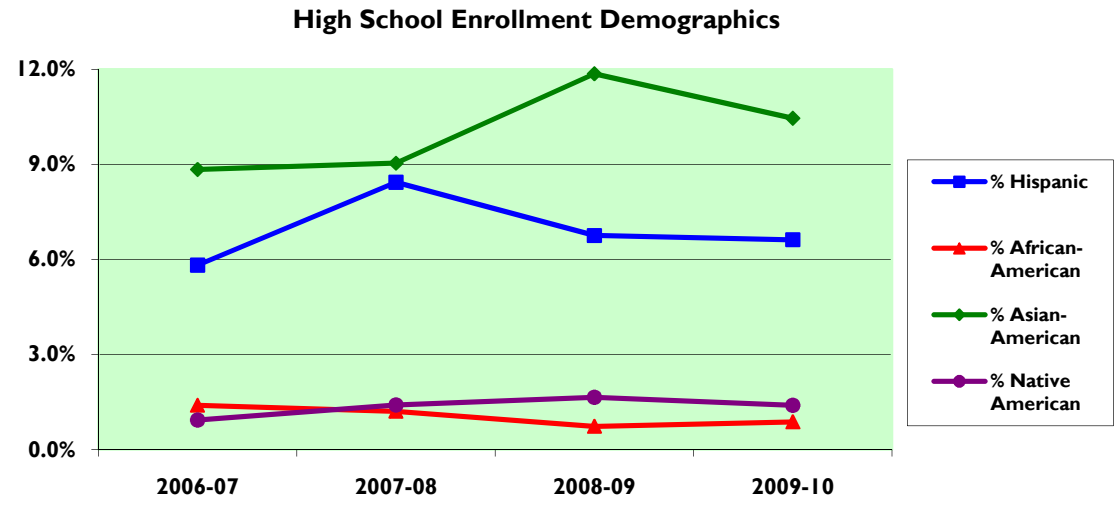
ACTIVITIES PARTICIPATION	2006-07		2007-08		2008-09		2009-10	
	#	%	#	%	#	%	#	%
Girls Participation	106	59%	124	62%	166	59%		
Boys Participation	65	36%	75	37%	89	34%		
Total Participation	171	48%	199	49%	255	47%		



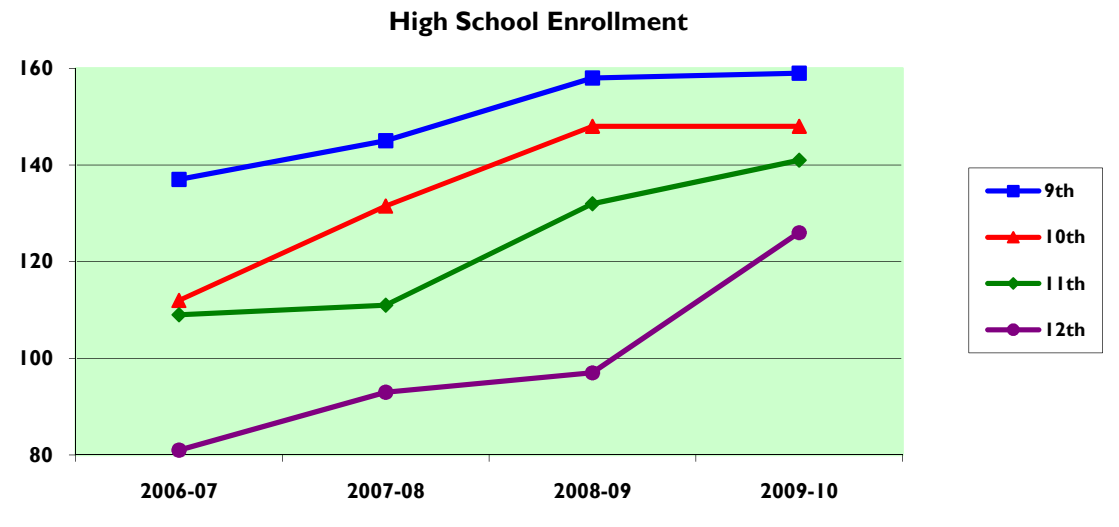
**HIGH SCHOOL KEY PERFORMANCE INDICATORS**

**HSI6: Student Demographics**

HS STUDENT DEMOGRAPHICS	2006-07	2007-08	2008-09	2009-10
# White	357	398	433	463
% White	83.0%	79.9%	79.0%	80.7%
# Hispanic	25	42	37	38
% Hispanic	5.8%	8.4%	6.8%	6.6%
# African-American	6	6	4	5
% African-American	1.4%	1.2%	0.7%	0.9%
# Asian-American	38	45	65	60
% Asian-American	8.8%	9.0%	11.9%	10.5%
# Native American	4	7	9	8
% Native American	0.9%	1.4%	1.6%	1.4%
<b>TOTAL</b>	<b>430</b>	<b>498</b>	<b>548</b>	<b>574</b>



HIGH SCHOOL ENROLLMENT	2006-07	2007-08	2008-09	2009-10
9th	137	145	158	159
10th	112	131.5	148	148
11th	109	111	132	141
12th	81	93	97	126



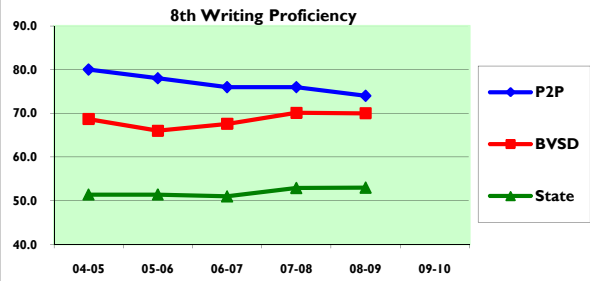
PEAK TO PEAK CHARTER SCHOOL

<b>MIDDLE SCHOOL KEY PERFORMANCE INDICATORS</b>						
<b>KPI</b>	<b>Type</b>	<b>Owner</b>	<b>Title</b>	<b>Measurement</b>	<b>Freq</b>	<b>Date</b>
<b>MS 1</b>	Academic	MS Principal	<b>CSAP Longitudinal Data</b>	CSAP scores by subject/grade level, P2P v. BVSD & State	1x	<b>9.09</b>
<b>MS 2</b>	Academic	MS Principal	<b>CSAP Academic Equity</b>	CSAP score equity by ethnicity and gender	1x	<b>9.09</b>
<b>MS 3</b>	Academic	MS Principal	<b>Honor Students</b>	# & % of students on honor roll, high honor roll, and dean's list	2x	<b>9.09</b>
<b>MS 4</b>	Academic	MS Principal	<b>Student Grade Distribution</b>	# & % of students with A, B, C, D/F, by total and math, for all students and hispanic students	2x	<b>9.09</b>
<b>MS 5</b>	Academic	MS Principal	<b>Student Ability Grouping</b>	# & % of students in standard and honors courses	1x	<b>9.09</b>
<b>MS 6</b>	Culture/Climate	MS Principal	<b>BVSD Climate Survey</b>	BVSD Climate Survey scores	2x	<b>9.09</b>
<b>MS 7</b>	Culture/Climate	MS Principal	<b>Internal Climate Survey</b>	Internal Climate Survey scores	1x	<b>9.09</b>
<b>MS 8</b>	Culture/Climate	Deans	<b>Positive/Negative Referrals</b>	# & % of students receiving positive or negative referrals	2x	<b>9.09</b>
<b>MS 9</b>	Culture/Climate	MS Principal	<b>Student Contact</b>	# & % of students interviewed	2x	<b>9.09</b>
<b>MS 10</b>	Culture/Climate	Ath & Act Director	<b>Extracurricular Participation</b>	# & % of students participating in athletics/activities or outside activities/work	1x	<b>9.09</b>
<b>MS 11</b>	Culture/Climate	Registrar	<b>Student Demographics</b>	# & % of minority students, student enrollment by grade	1x	<b>9.09</b>

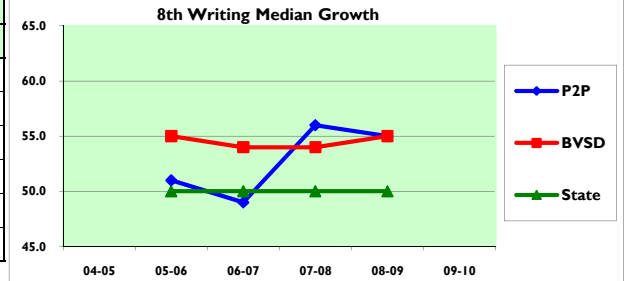
MIDDLE SCHOOL KEY PERFORMANCE INDICATORS

MSI: CSAP Scores - 8th Grade

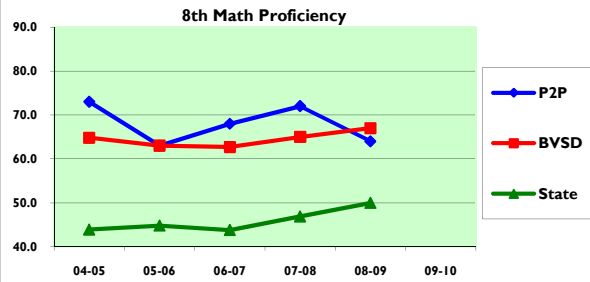
8th Writing Proficiency			
Year	P2P	BVSD	State
04-05	80.0	68.7	51.4
05-06	78.0	66.0	51.4
06-07	76.0	67.6	51.0
07-08	76.0	70.1	52.9
08-09	74.0	70.0	53.0
09-10			



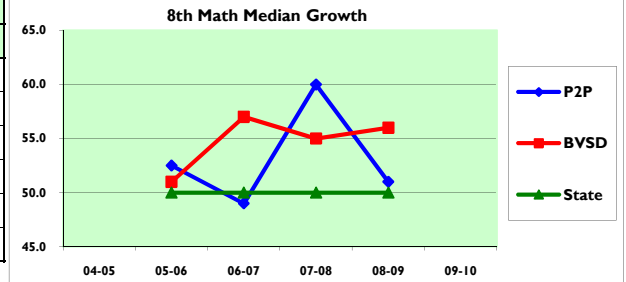
8th Writing Median Growth			
Year	P2P	BVSD	State
04-05			
05-06	51.0	55.0	50.0
06-07	49.0	54.0	50.0
07-08	56.0	54.0	50.0
08-09	55.0	55.0	50.0
09-10			



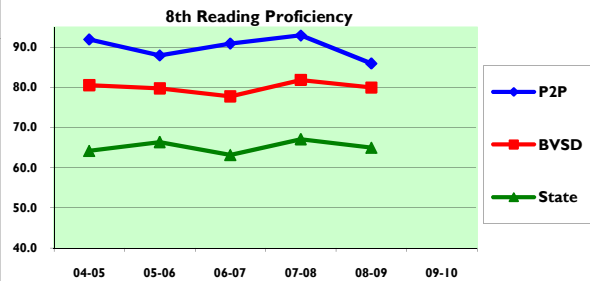
8th Math Proficiency			
Year	P2P	BVSD	State
04-05	73.0	64.8	43.9
05-06	63.0	63.0	44.8
06-07	68.0	62.7	43.8
07-08	72.0	65.0	46.9
08-09	64.0	67.0	50.0
09-10			



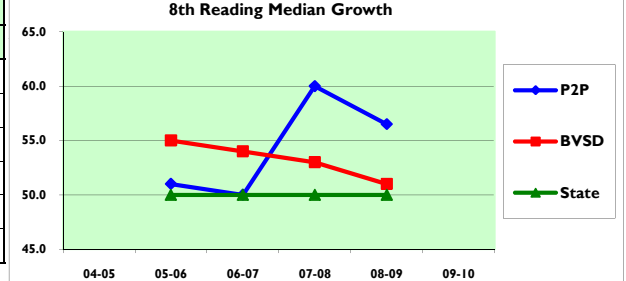
8th Math Median Growth			
Year	P2P	BVSD	State
04-05			
05-06	52.5	51.0	50.0
06-07	49.0	57.0	50.0
07-08	60.0	55.0	50.0
08-09	51.0	56.0	50.0
09-10			



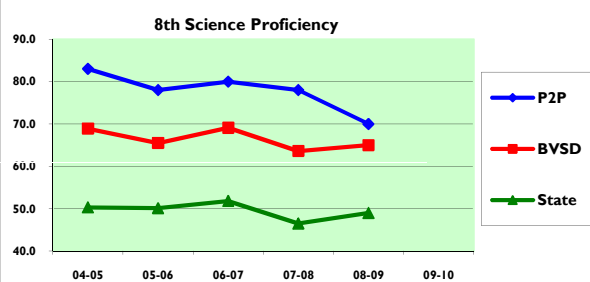
8th Reading Proficiency			
Year	P2P	BVSD	State
04-05	92.0	80.6	64.2
05-06	88.0	79.8	66.4
06-07	91.0	77.8	63.2
07-08	93.0	81.9	67.1
08-09	86.0	80.0	65.0
09-10			



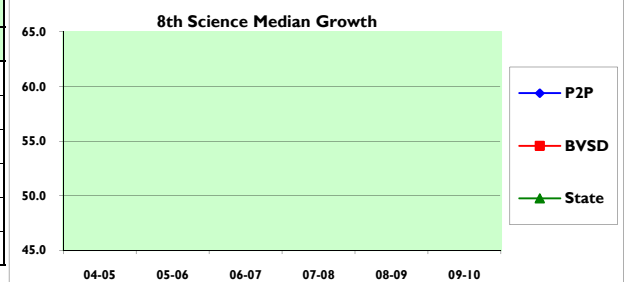
8th Reading Median Growth			
Year	P2P	BVSD	State
04-05			
05-06	51.0	55.0	50.0
06-07	50.0	54.0	50.0
07-08	60.0	53.0	50.0
08-09	56.5	51.0	50.0
09-10			



8th Science Proficiency			
Year	P2P	BVSD	State
04-05	83.0	68.9	50.3
05-06	78.0	65.5	50.1
06-07	80.0	69.1	51.8
07-08	78.0	63.6	46.5
08-09	70.0	65.0	49.0
09-10			



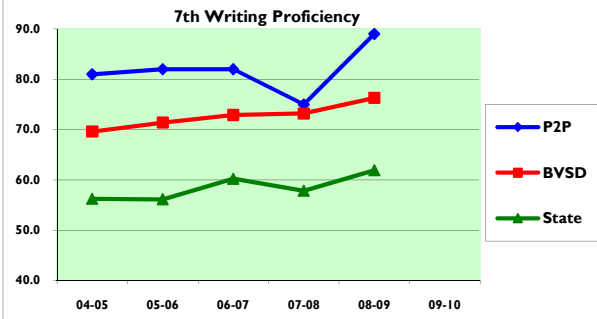
8th Science Median Growth			
Year	P2P	BVSD	State
04-05			
05-06			
06-07			
07-08			
08-09			
09-10			



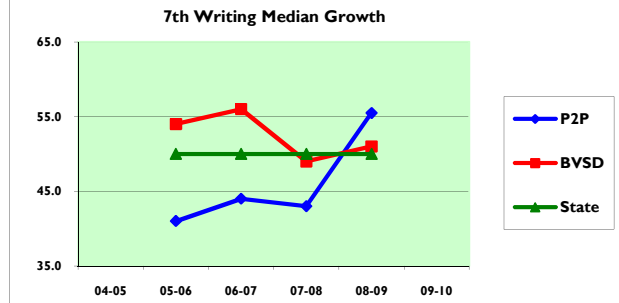
MIDDLE SCHOOL KEY PERFORMANCE INDICATORS

MSI: CSAP Scores - 7th Grade

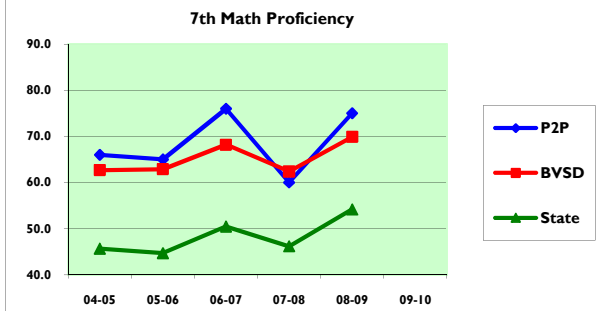
7th Writing Proficiency			
Year	P2P	BVSD	State
04-05	81.0	69.6	56.2
05-06	82.0	71.4	56.1
06-07	82.0	72.9	60.2
07-08	75.0	73.2	57.8
08-09	89.0	76.3	61.9
09-10			



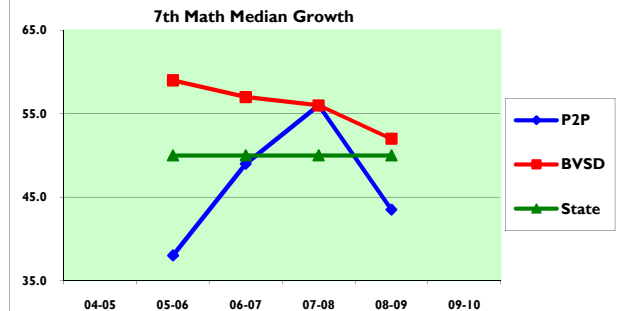
7th Writing Median Growth			
Year	P2P	BVSD	State
04-05			
05-06	41.0	54.0	50.0
06-07	44.0	56.0	50.0
07-08	43.0	49.0	50.0
08-09	55.5	51.0	50.0
09-10			



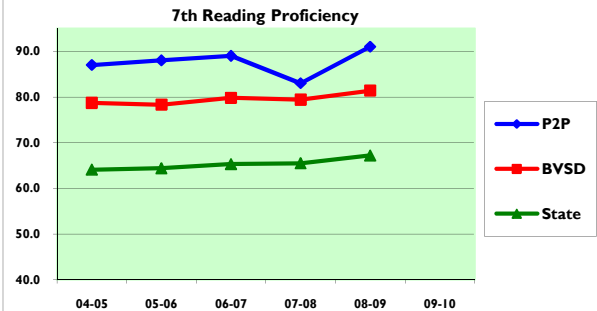
7th Math Proficiency			
Year	P2P	BVSD	State
04-05	66.0	62.7	45.7
05-06	65.0	62.9	44.7
06-07	76.0	68.2	50.5
07-08	60.0	62.4	46.2
08-09	75.0	69.9	54.2
09-10			



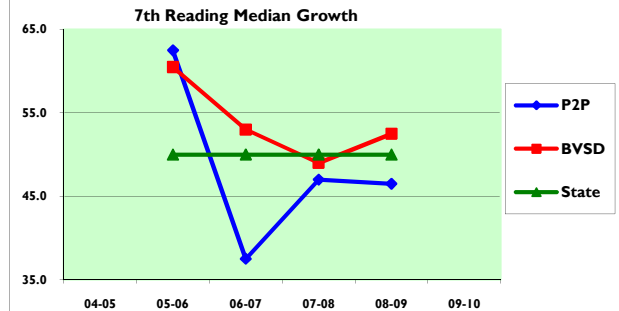
7th Math Median Growth			
Year	P2P	BVSD	State
04-05			
05-06	38.0	59.0	50.0
06-07	49.0	57.0	50.0
07-08	56.0	56.0	50.0
08-09	43.5	52.0	50.0
09-10			



7th Reading Proficiency			
Year	P2P	BVSD	State
04-05	87.0	78.7	64.1
05-06	88.0	78.3	64.4
06-07	89.0	79.8	65.3
07-08	83.0	79.4	65.5
08-09	91.0	81.4	67.2
09-10			



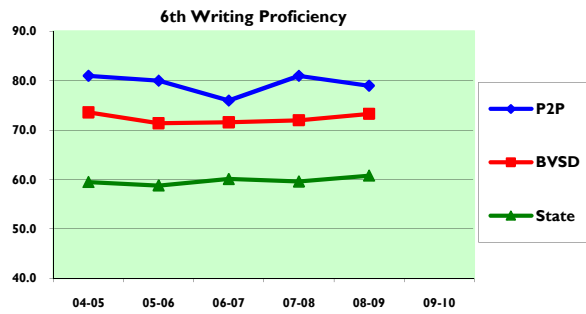
7th Reading Median Growth			
Year	P2P	BVSD	State
04-05			
05-06	62.5	60.5	50.0
06-07	37.5	53.0	50.0
07-08	47.0	49.0	50.0
08-09	46.5	52.5	50.0
09-10			



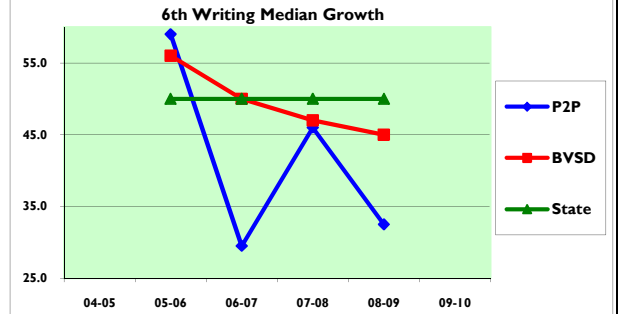
MIDDLE SCHOOL KEY PERFORMANCE INDICATORS

MSI: CSAP Scores - 6th Grade

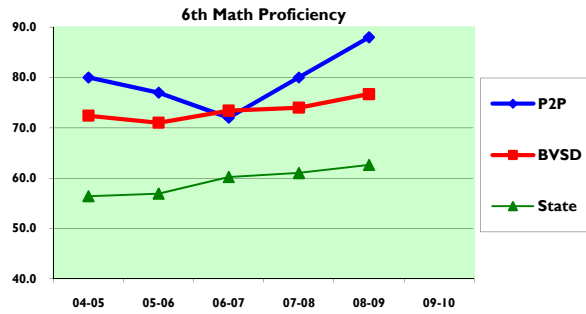
6th Writing Proficiency			
Year	P2P	BVSD	State
04-05	81.0	73.6	59.5
05-06	80.0	71.4	58.8
06-07	76.0	71.6	60.1
07-08	81.0	72.0	59.6
08-09	79.0	73.3	60.8
09-10			



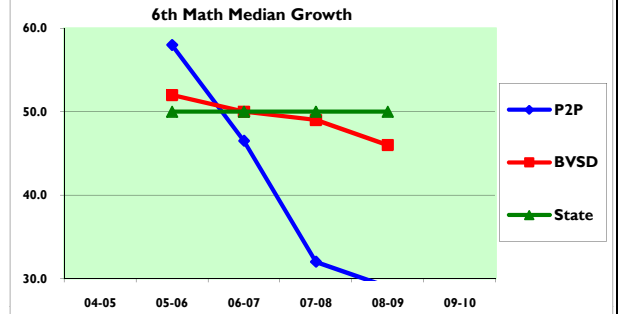
6th Writing Median Growth			
Year	P2P	BVSD	State
04-05			
05-06	59.0	56.0	50.0
06-07	29.5	50.0	50.0
07-08	46.0	47.0	50.0
08-09	32.5	45.0	50.0
09-10			



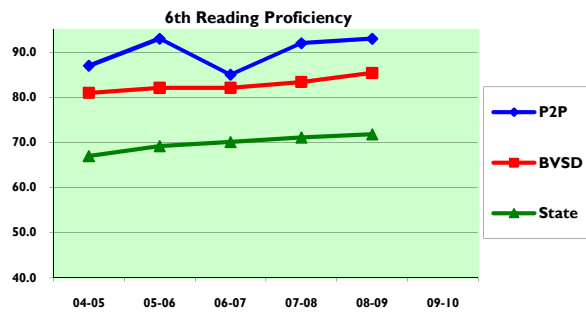
6th Math Proficiency			
Year	P2P	BVSD	State
04-05	80.0	72.4	56.4
05-06	77.0	71.0	56.9
06-07	72.0	73.4	60.2
07-08	80.0	74.0	61.0
08-09	88.0	76.7	62.6
09-10			



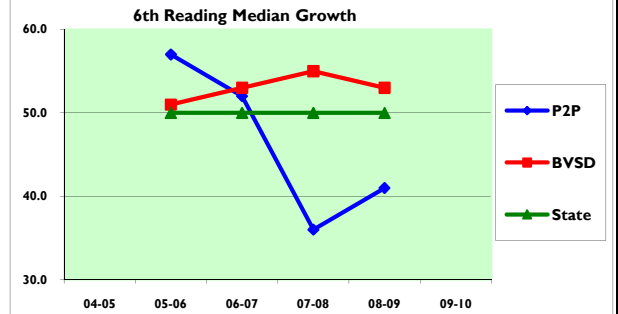
6th Math Median Growth			
Year	P2P	BVSD	State
04-05			
05-06	58.0	52.0	50.0
06-07	46.5	50.0	50.0
07-08	32.0	49.0	50.0
08-09	29.0	46.0	50.0
09-10			



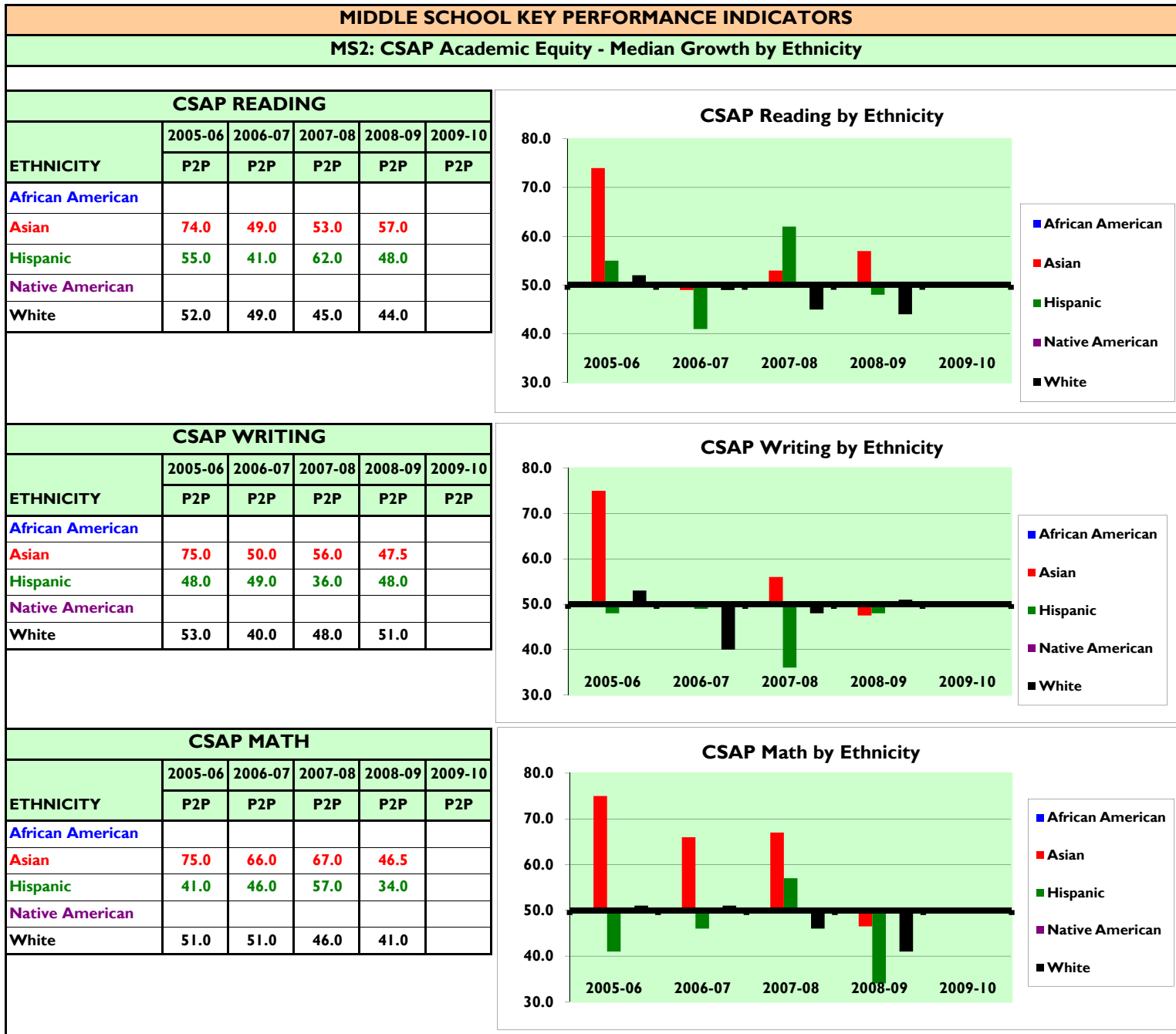
6th Reading Proficiency			
Year	P2P	BVSD	State
04-05	87.0	81.0	67.0
05-06	93.0	82.1	69.2
06-07	85.0	82.1	70.1
07-08	92.0	83.4	71.1
08-09	93.0	85.4	71.8
09-10			



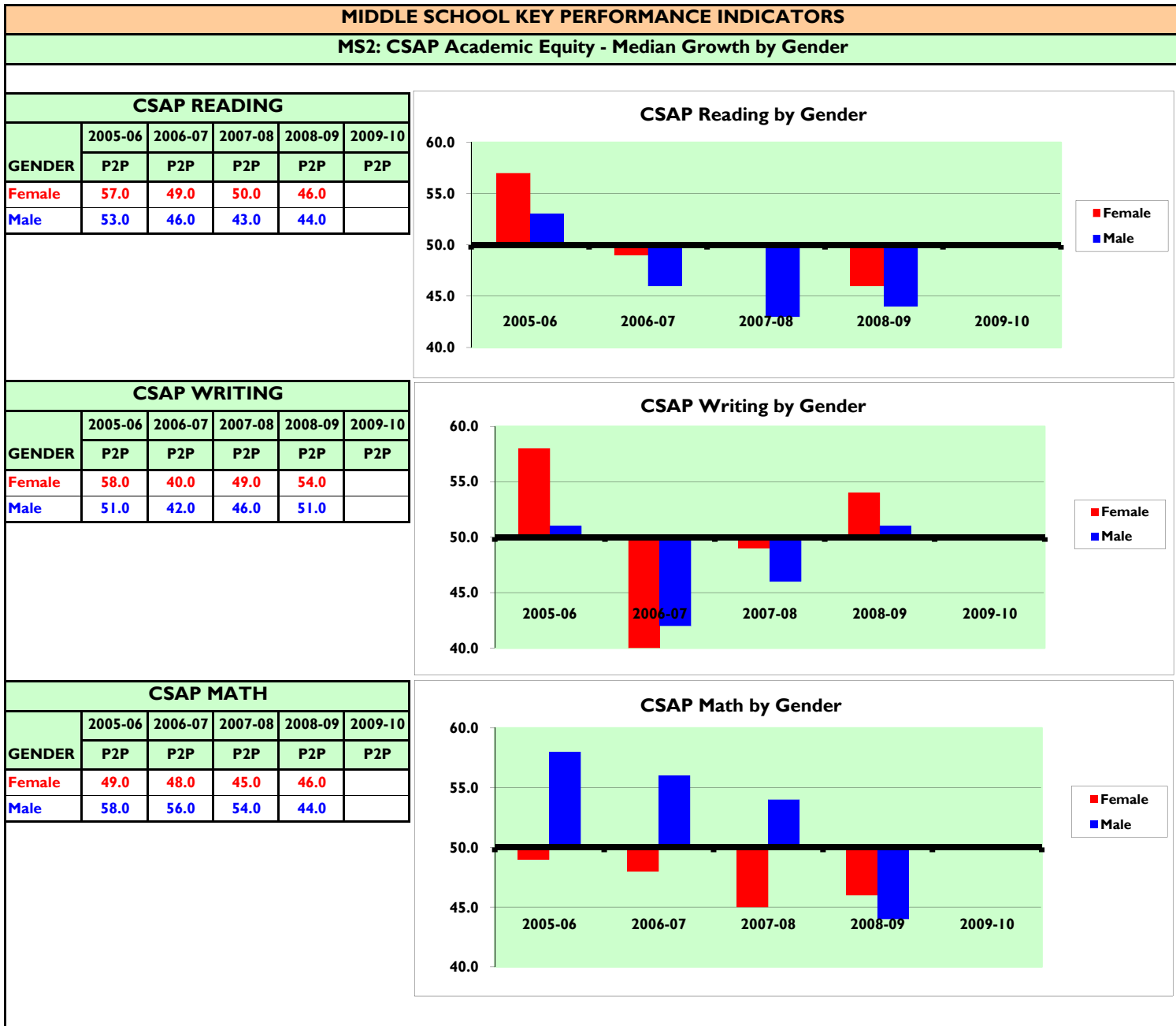
6th Reading Median Growth			
Year	P2P	BVSD	State
04-05			
05-06	57.0	51.0	50.0
06-07	52.0	53.0	50.0
07-08	36.0	55.0	50.0
08-09	41.0	53.0	50.0
09-10			



PEAK TO PEAK CHARTER SCHOOL







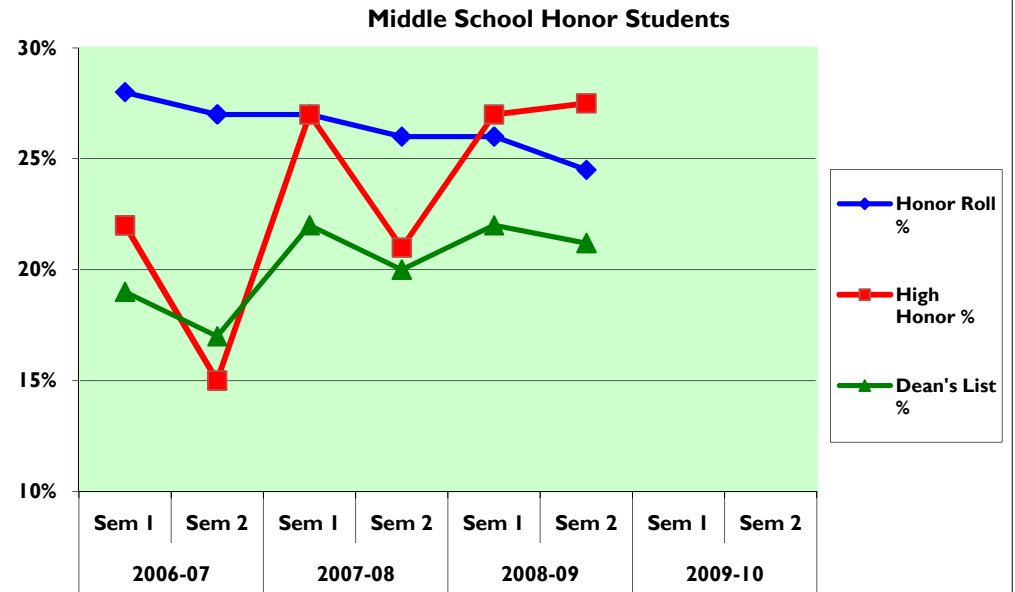
PEAK TO PEAK CHARTER SCHOOL

MIDDLE SCHOOL KEY PERFORMANCE INDICATORS

MS3: Honor Students

School Year Semester	2006-07		2007-08		2008-09		2009-10	
	Sem 1	Sem 2	Sem 1	Sem 2	Sem 1	Sem 2	Sem 1	Sem 2
Total MS Students								
Honor Roll #	111	107	108	104	108	101		
Honor Roll %	28%	27%	27%	26%	26%	25%		
High Honor #	89	60	110	85	110	113		
High Honor %	22%	15%	27%	21%	27%	28%		
Dean's List #	76	69	91	81	91	87		
Dean's List %	19%	17%	22%	20%	22%	21%		

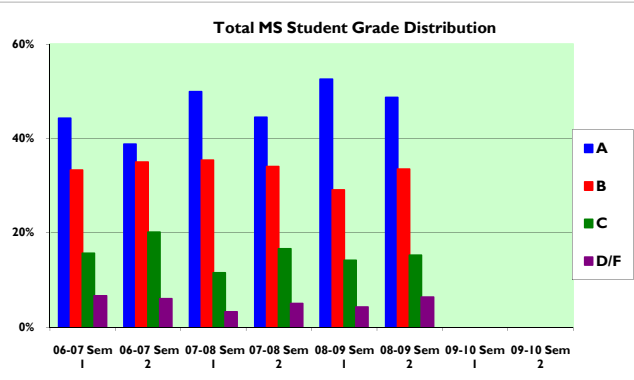
Honor Roll = 3.0 GPA  
 High Honor Roll = 3.5 GPA  
 Dean's List = 3.9 GPA



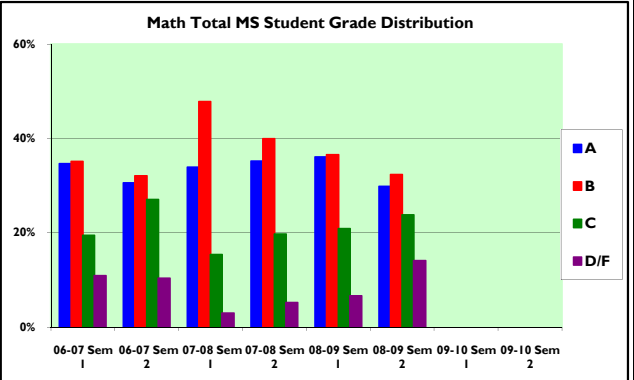
MIDDLE SCHOOL KEY PERFORMANCE INDICATORS

MS4: Student Grade Distribution

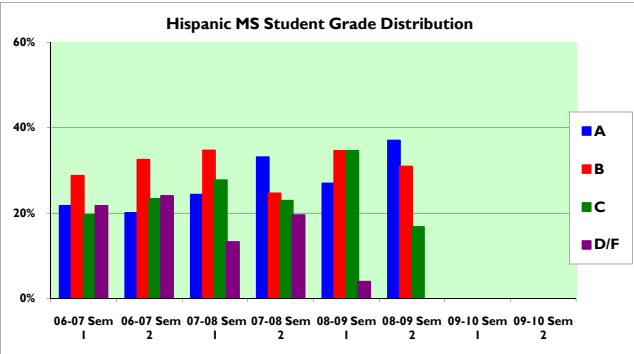
TOTAL MS GRADE DISTRIBUTION				
	A	B	C	D/F
Year	%	%	%	%
06-07 Sem 1	44.3%	33.3%	15.6%	6.6%
06-07 Sem 2	38.8%	35.0%	20.1%	6.0%
07-08 Sem 1	49.9%	35.4%	11.5%	3.2%
07-08 Sem 2	44.5%	34.0%	16.6%	5.0%
08-09 Sem 1	52.5%	29.1%	14.2%	4.2%
08-09 Sem 2	48.7%	33.5%	15.2%	6.3%
09-10 Sem 1				
09-10 Sem 2				



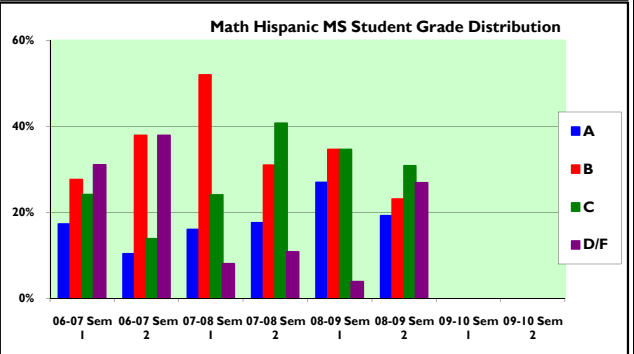
MATH TOTAL MS GRADE DISTRIBUTION				
	A	B	C	D/F
Year	%	%	%	%
06-07 Sem 1	34.6%	35.1%	19.4%	10.9%
06-07 Sem 2	30.6%	32.1%	27.0%	10.4%
07-08 Sem 1	33.9%	47.8%	15.4%	3.0%
07-08 Sem 2	35.2%	39.9%	19.7%	5.2%
08-09 Sem 1	36.0%	36.5%	20.8%	6.6%
08-09 Sem 2	29.8%	32.3%	23.8%	14.1%
09-10 Sem 1				
09-10 Sem 2				

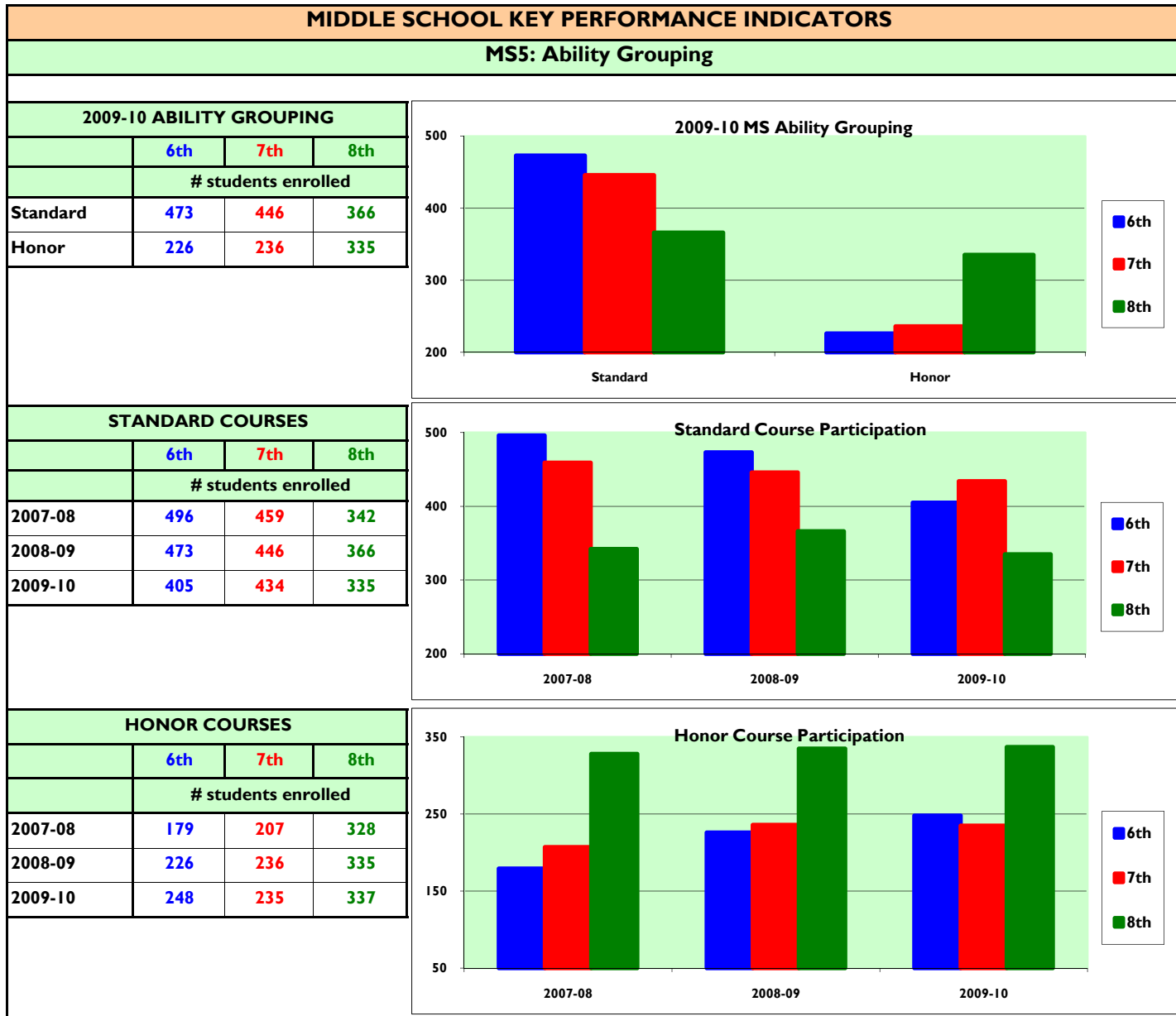


HISPANIC MS GRADE DISTRIBUTION				
	A	B	C	D/F
Year	%	%	%	%
06-07 Sem 1	21.7%	28.7%	19.6%	21.7%
06-07 Sem 2	20.0%	32.5%	23.3%	24.0%
07-08 Sem 1	24.3%	34.7%	27.7%	13.2%
07-08 Sem 2	33.1%	24.6%	22.9%	19.5%
08-09 Sem 1	26.9%	34.6%	34.6%	3.9%
08-09 Sem 2	37.0%	30.9%	16.7%	
09-10 Sem 1				
09-10 Sem 2				

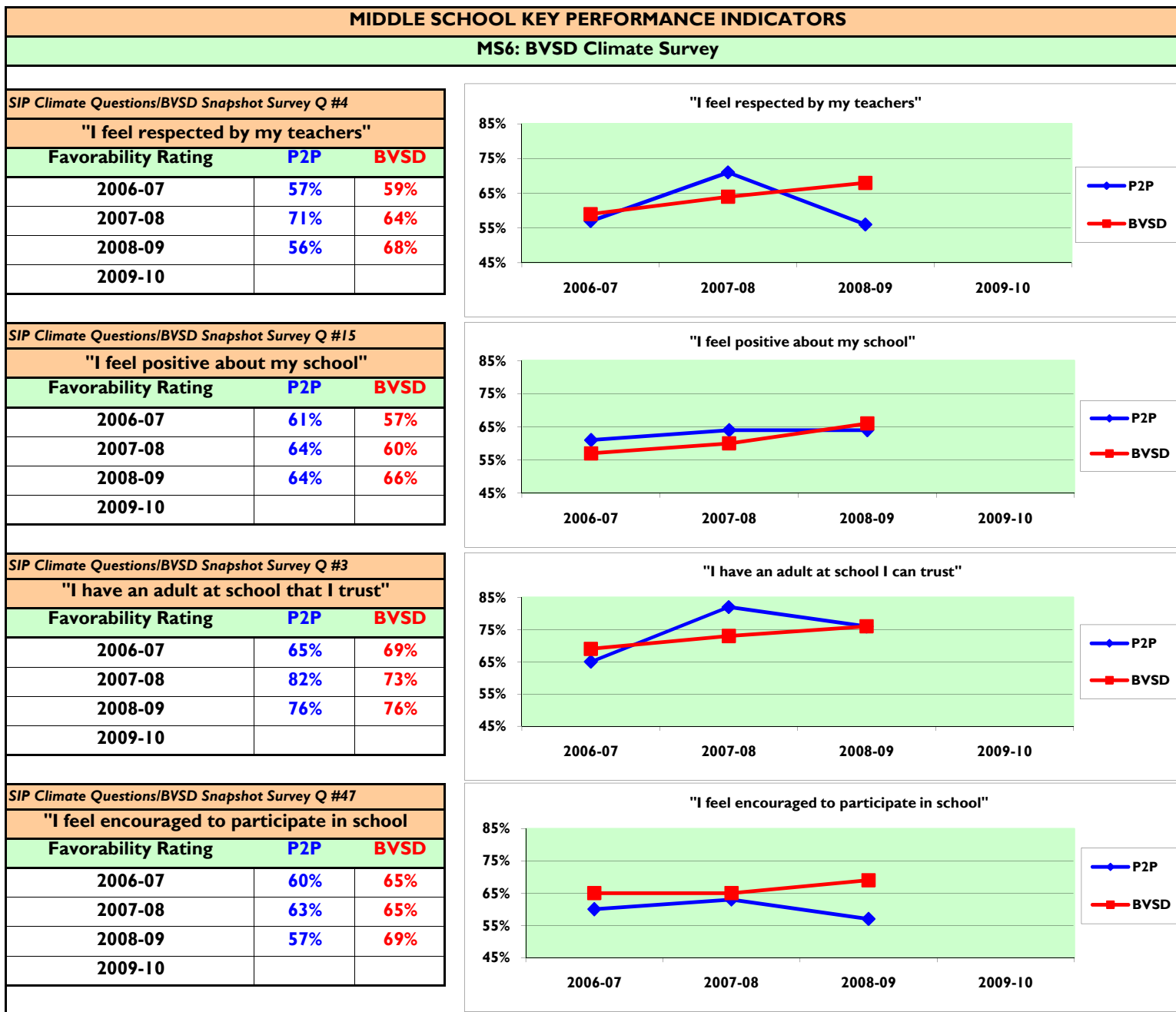


MATH HISPANIC GRADE DISTRIBUTION				
	A	B	C	D/F
Year	%	%	%	%
06-07 Sem 1	17.2%	27.6%	24.1%	31.0%
06-07 Sem 2	10.3%	37.9%	13.8%	37.9%
07-08 Sem 1	16.0%	52.0%	24.0%	8.0%
07-08 Sem 2	17.5%	31.0%	40.8%	10.7%
08-09 Sem 1	26.9%	34.6%	34.6%	3.9%
08-09 Sem 2	19.2%	23.1%	30.8%	26.9%
09-10 Sem 1				
09-10 Sem 2				

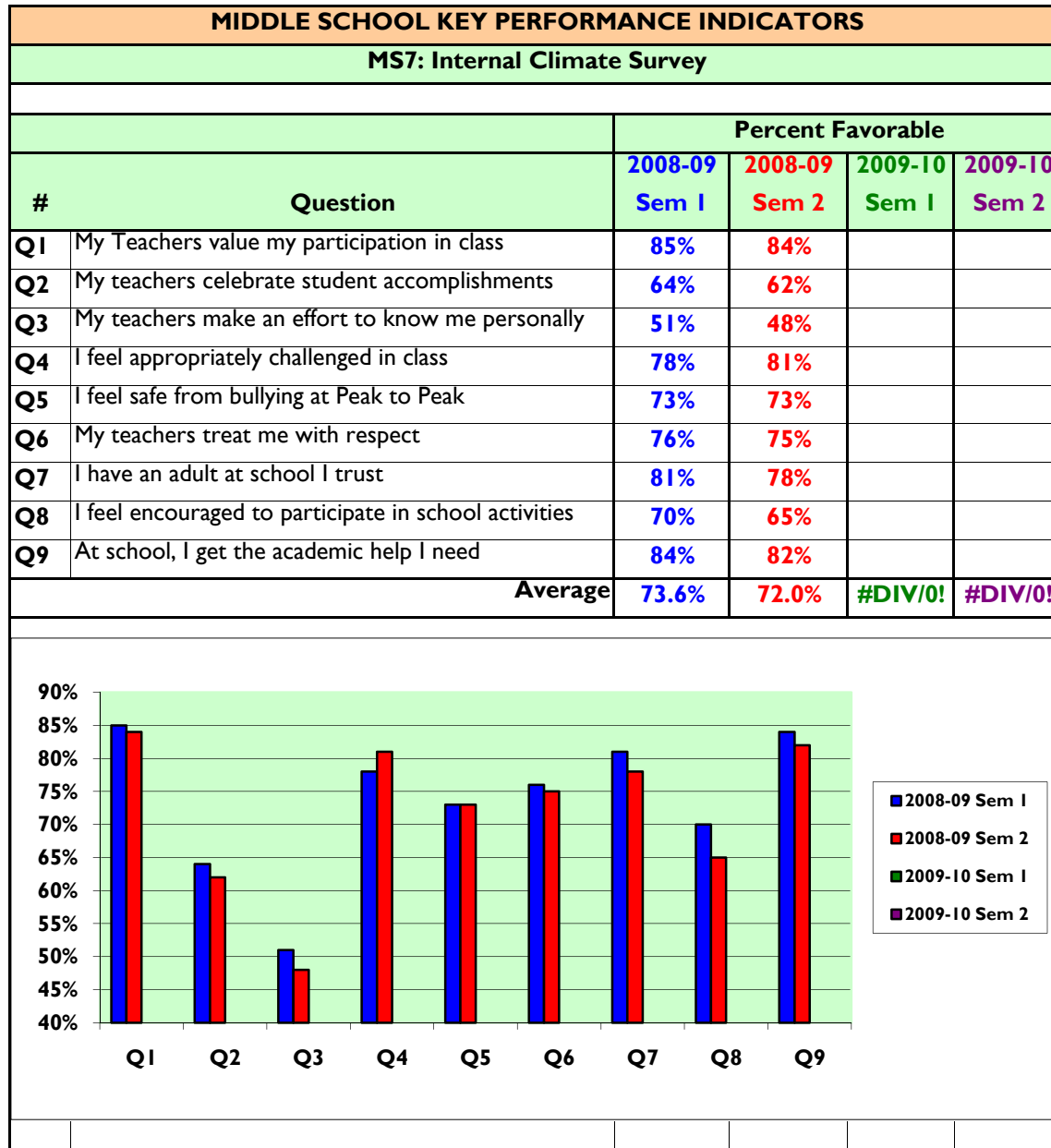




PEAK TO PEAK CHARTER SCHOOL



PEAK TO PEAK CHARTER SCHOOL

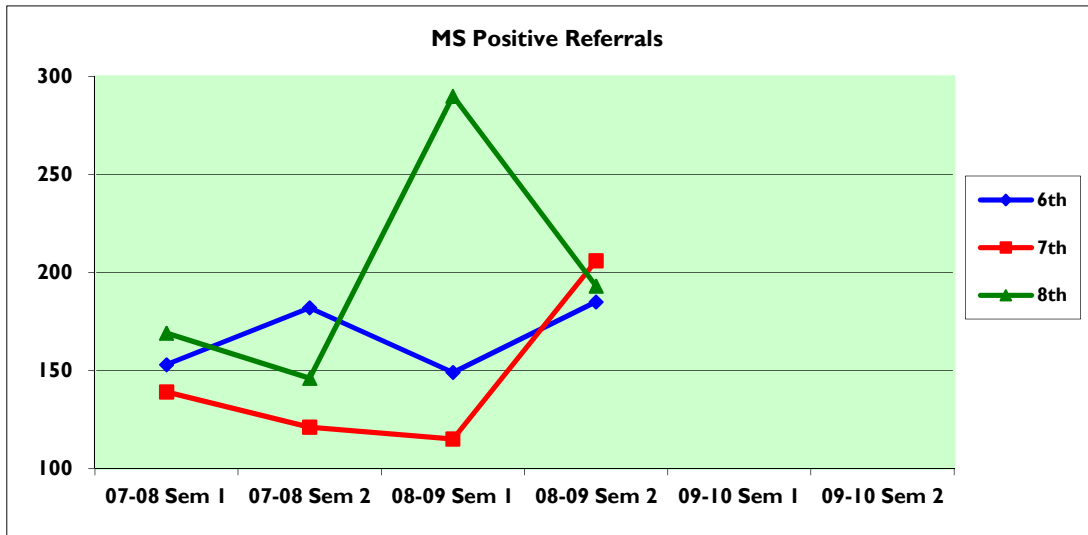


PEAK TO PEAK CHARTER SCHOOL

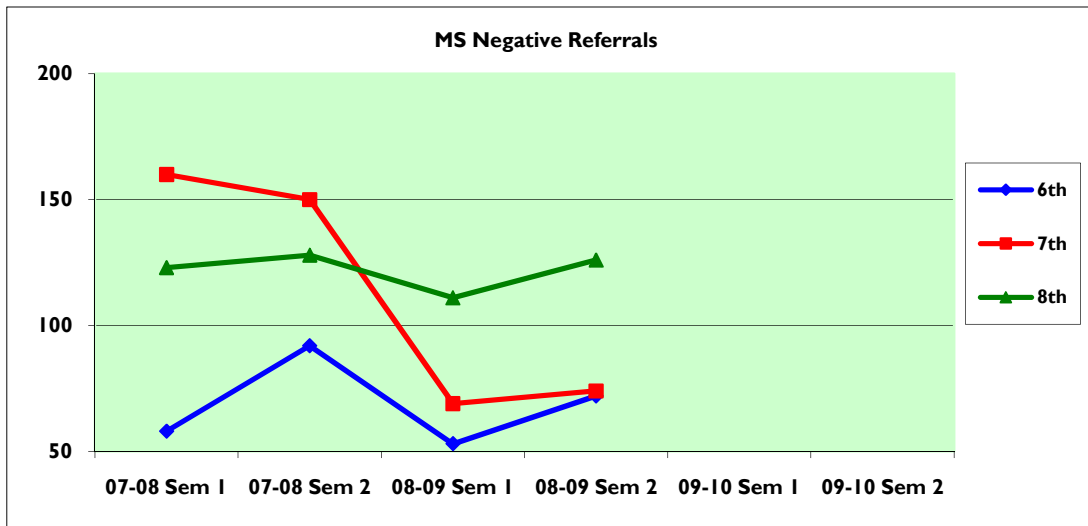
MIDDLE SCHOOL KEY PERFORMANCE INDICATORS

MS8: Positive/Negative Referrals

Positive Referrals	07-08		08-09		09-10	
	Sem 1	Sem 2	Sem 1	Sem 2	Sem 1	Sem 2
Grade	# Pos	# Pos	# Pos	# Pos	# Pos	# Pos
6th	153	182	149	185		
7th	139	121	115	206		
8th	169	146	290	193		



Negative Referrals	07-08		08-09		09-10	
	Sem 1	Sem 2	Sem 1	Sem 2	Sem 1	Sem 2
Grade	# Neg	# Neg	# Neg	# Neg	# Pos	# Pos
6th	58	92	53	72		
7th	160	150	69	74		
8th	123	128	111	126		



PEAK TO PEAK CHARTER SCHOOL

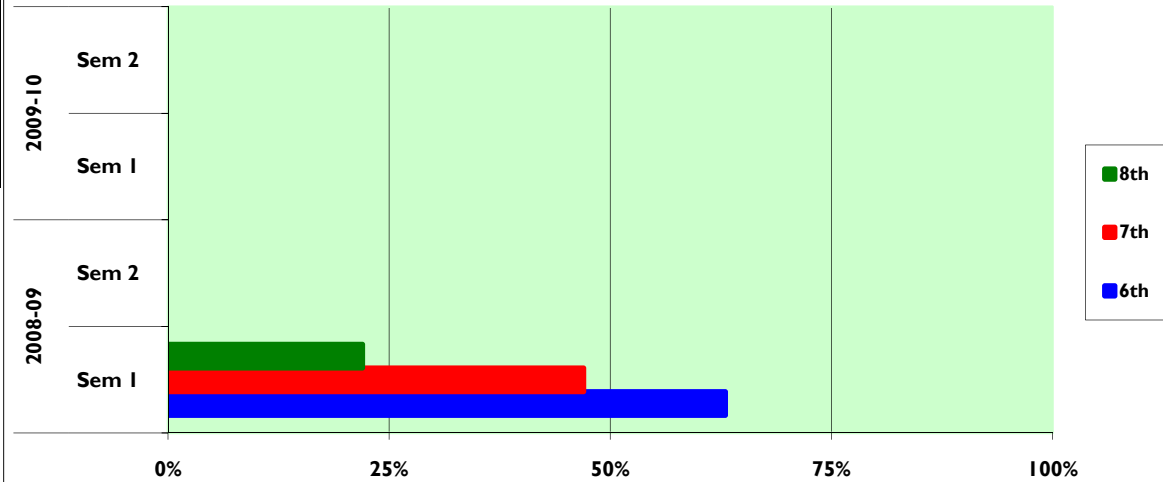
**MIDDLE SCHOOL KEY PERFORMANCE INDICATORS**

**MS9: Student Contact**

**STUDENT INTERVIEWS**

Grade	2008-09		2009-10	
	Sem I	Sem 2	Sem I	Sem 2
6th	63%	0		
7th	47%	0		
8th	22%	0		

**MS Student Interviews**





PEAK TO PEAK CHARTER SCHOOL

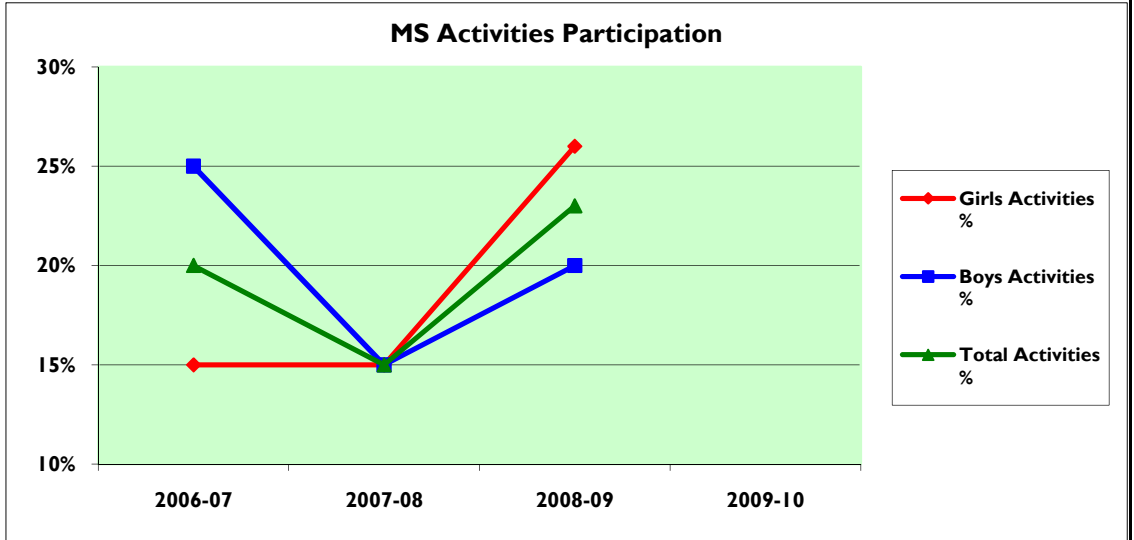
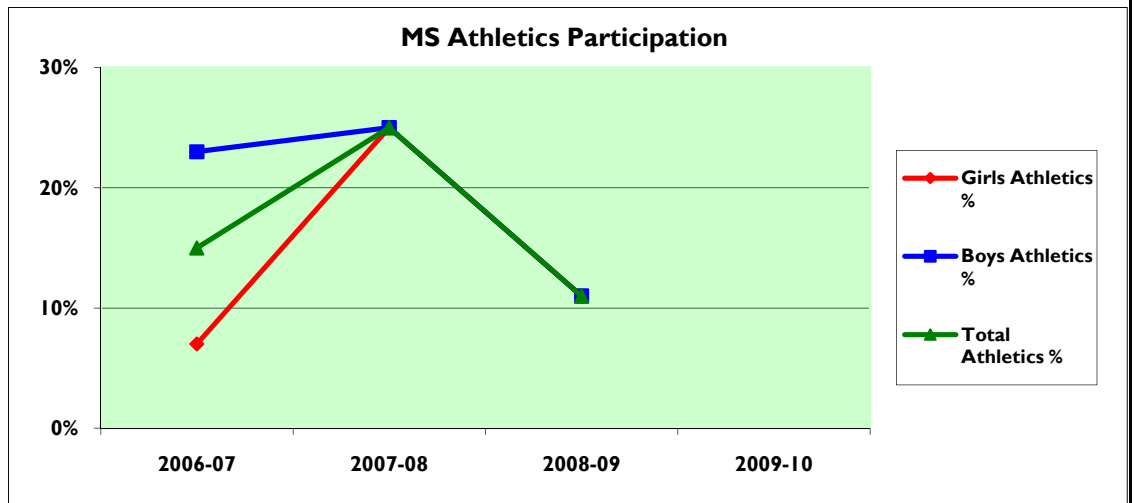
MIDDLE SCHOOL KEY PERFORMANCE INDICATORS

MSI0: Extra-Curricular Participation

MS ENROLLMENT	2006-07	2007-08	2008-09	2009-10
Girls Enrollment #	207	201	206	209
Girls Enrollment %	52%	49%	50%	
Boys Enrollment #	194	205	205	196
Boys Enrollment %	48%	51%	49%	
Total Enrollment #	401	406	411	405

ATHLETICS	2006-07	2007-08	2008-09	2009-10
Girls Athletics #	15	50	23	
Girls Athletics %	7%	25%	11%	
Boys Athletics #	44	52	23	
Boys Athletics %	23%	25%	11%	
Total Athletics #	59	102	46	
Total Athletics %	15%	25%	11%	

ACTIVITIES	2006-07	2007-08	2008-09	2009-10
Girls Activities #	31	30	54	
Girls Activities %	15%	15%	26%	
Boys Activities #	49	30	40	
Boys Activities %	25%	15%	20%	
Total Activities #	80	60	94	
Total Activities %	20%	15%	23%	



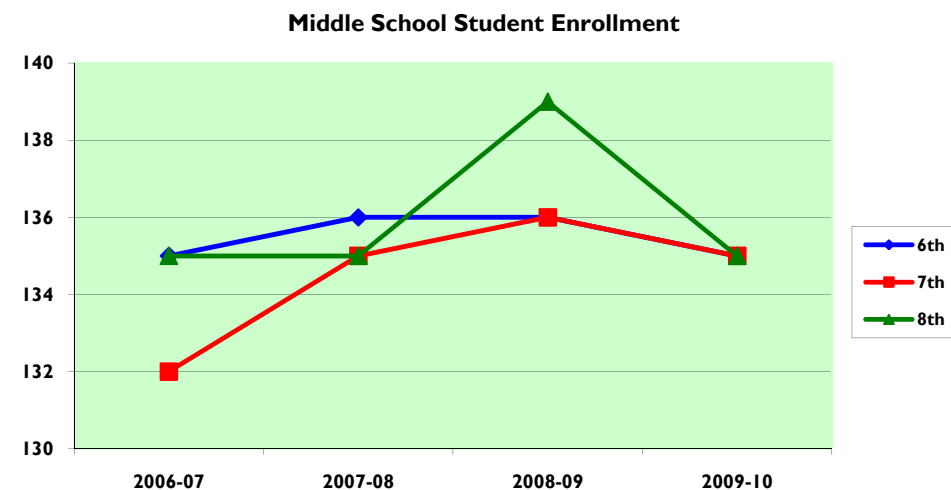
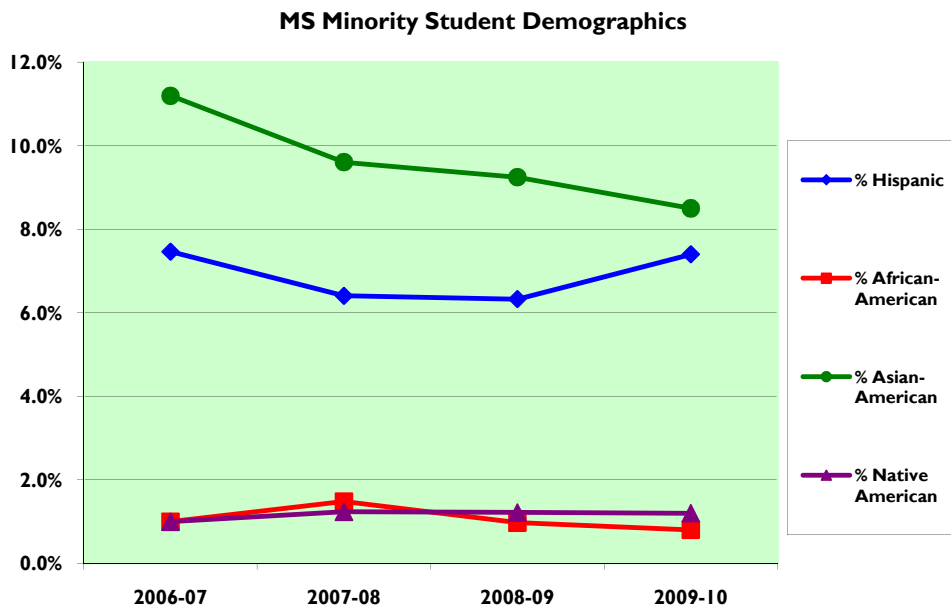
**MIDDLE SCHOOL KEY PERFORMANCE INDICATORS**

**MSI I: Student Demographics**

MS STUDENT DEMOGRAPHICS	2006-07	2007-08	2008-09	2009-10
# White	319	330	338	331
# Hispanic	30	26	26	31
# African-American	4	6	4	3
# Asian-American	45	39	38	35
# Native American	4	5	5	5
<b>TOTAL</b>	<b>402</b>	<b>406</b>	<b>411</b>	<b>405</b>

MS STUDENT DEMOGRAPHICS	2006-07	2007-08	2008-09	2009-10
% White	79.4%	81.3%	82.2%	82.1%
% Hispanic	7.5%	6.4%	6.3%	7.4%
% African-American	1.0%	1.5%	1.0%	0.8%
% Asian-American	11.2%	9.6%	9.2%	8.5%
% Native American	1.0%	1.2%	1.2%	1.2%
<b>TOTAL</b>	<b>100%</b>	<b>100%</b>	<b>100%</b>	<b>100%</b>

MIDDLE SCHOOL ENROLLMENT	2006-07	2007-08	2008-09	2009-10
6th	135	136	136	135
7th	132	135	136	135
8th	135	135	139	135
<b>TOTAL</b>	<b>402</b>	<b>406</b>	<b>411</b>	<b>405</b>



PEAK TO PEAK CHARTER SCHOOL

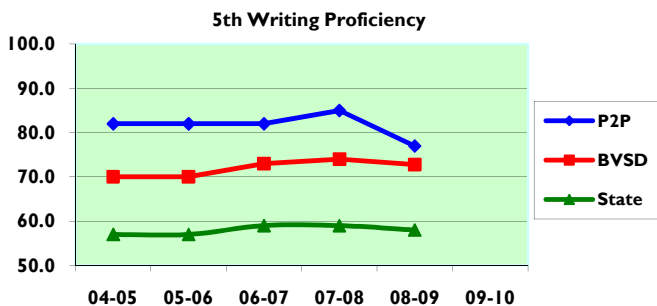
**ELEMENTARY SCHOOL KEY PERFORMANCE INDICATORS**

<b>KPI</b>	<b>Type</b>	<b>Owner</b>	<b>Title</b>	<b>Measurement</b>	<b>Freq</b>	<b>Date</b>
<b>ES 1</b>	Academic	ES Principal & AP	<b>CSAP Scores, Median Growth</b>	CSAP scores by subject/grade level v. BVSD & State	1x	2.26.09
<b>ES 2</b>	Academic	ES Principal & AP	<b>Above/At/Below Grade Level Performance</b>	# & % of students below/at/above grade level in math & language arts	2x	2.26.09
<b>ES 3</b>	Culture/Climate	ES Principal & AP	<b>Math Standards-Based Testing</b>	Student scores on math standards-based tests	2x	2.26.09
<b>ES 4</b>	Academic	ES Principal & AP	<b>Individual Literacy Plan (ILP) Data</b>	# & % of students with ILPs	2x	2.26.09
<b>ES 5</b>	Academic	ES Principal & AP	<b>Student Ability Grouping</b>	# & % of students in accelerated, TAG, grade-level ability groups	1x	2.26.09
<b>ES 6</b>	Culture/Climate	ES Principal & AP	<b>Organizational Climate</b>	Climate survey scores	1x	2.26.09
<b>ES 7</b>	Culture/Climate	ES Principal & AP	<b>Student Contact</b>	# & % of 4th & 5th grade students interviewed	2x	2.26.09
<b>ES 8</b>	Culture/Climate	ES Principal & AP	<b>Student Demographics</b>	# & % of minority students at each grade level	2x	2.26.09

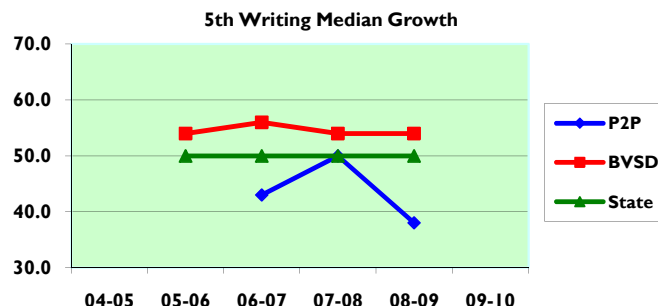
**ELEMENTARY SCHOOL KEY PERFORMANCE INDICATORS**

**ESI: CSAP Scores - 5th Grade**

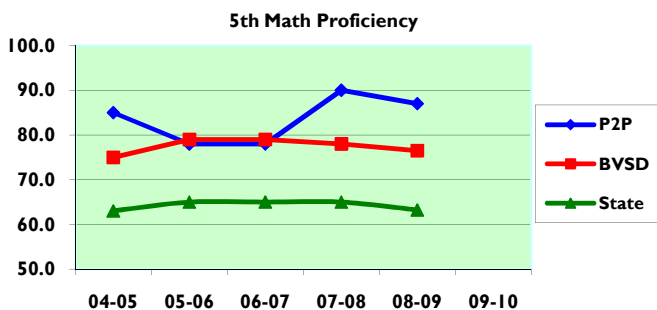
5th Writing Proficiency			
Year	P2P	BVSD	State
04-05	82.0	70.0	57.0
05-06	82.0	70.0	57.0
06-07	82.0	73.0	59.0
07-08	85.0	74.0	59.0
08-09	77.0	72.8	58.0
09-10			



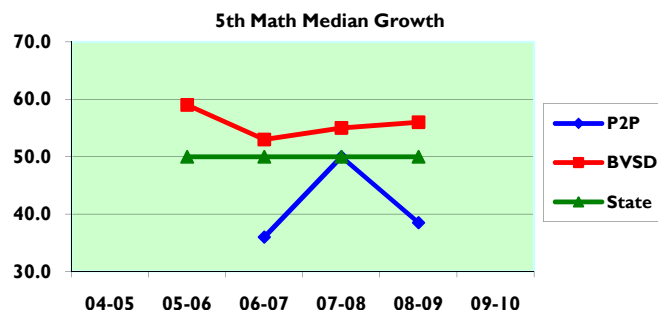
5th Writing Median Growth			
Year	P2P	BVSD	State
04-05			
05-06		54.0	50.0
06-07	43.0	56.0	50.0
07-08	50.0	54.0	50.0
08-09	38.0	54.0	50.0
09-10			



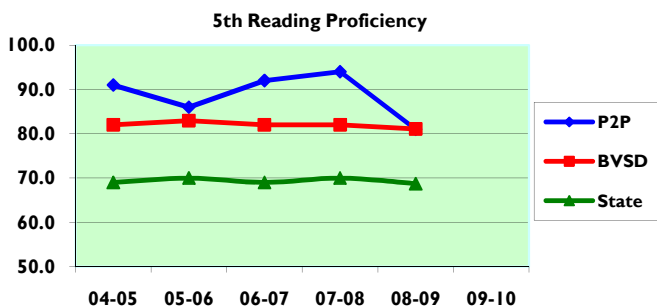
5th Math Proficiency			
Year	P2P	BVSD	State
04-05	85.0	75.0	63.0
05-06	78.0	79.0	65.0
06-07	78.0	79.0	65.0
07-08	90.0	78.0	65.0
08-09	87.0	76.5	63.2
09-10			



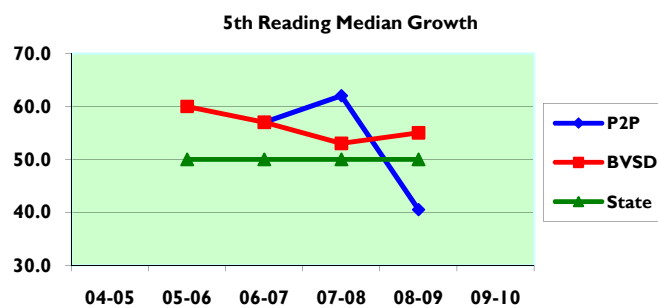
5th Math Median Growth			
Year	P2P	BVSD	State
04-05			
05-06		59.0	50.0
06-07	36.0	53.0	50.0
07-08	50.0	55.0	50.0
08-09	38.5	56.0	50.0
09-10			



5th Reading Proficiency			
Year	P2P	BVSD	State
04-05	91.0	82.0	69.0
05-06	86.0	83.0	70.0
06-07	92.0	82.0	69.0
07-08	94.0	82.0	70.0
08-09	81.0	81.1	68.7
09-10			



5th Reading Median Growth			
Year	P2P	BVSD	State
04-05			
05-06		60.0	50.0
06-07	57.0	57.0	50.0
07-08	62.0	53.0	50.0
08-09	40.5	55.0	50.0
09-10			



2008-09 School Year

5th Grade 2 Accelerated L.A. Classes

5th Grade 2 Accelerated L.A. Classes

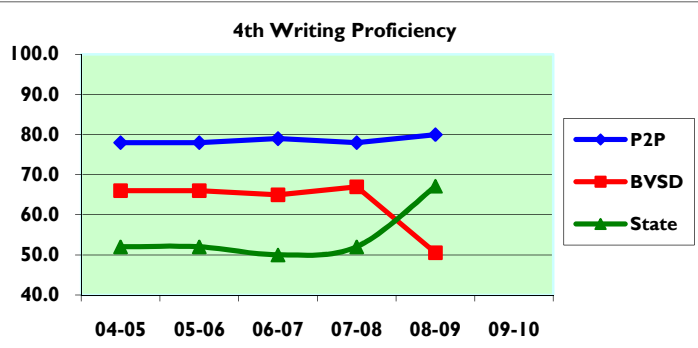
Class Placement tracked for 2009-10. Students were appropriately placed

PEAK TO PEAK CHARTER SCHOOL

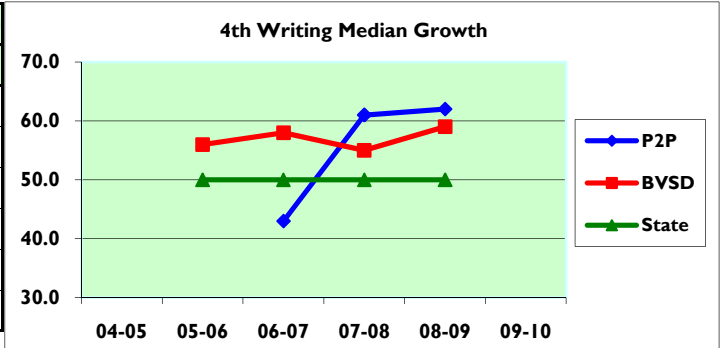
ELEMENTARY SCHOOL KEY PERFORMANCE INDICATORS

ESI: CSAP Scores - 4th Grade

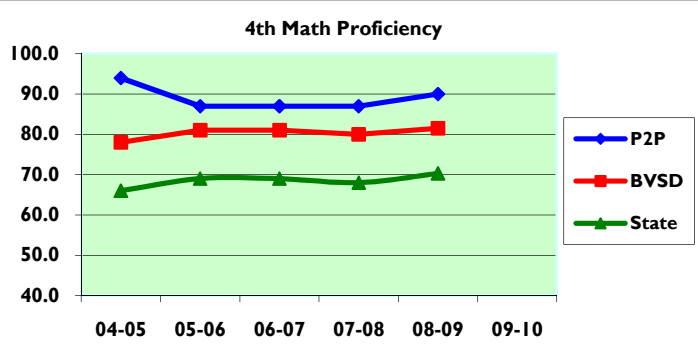
4th Writing Proficiency			
Year	P2P	BVSD	State
04-05	78.0	66.0	52.0
05-06	78.0	66.0	52.0
06-07	79.0	65.0	50.0
07-08	78.0	67.0	52.0
08-09	80.0	50.5	67.1
09-10			



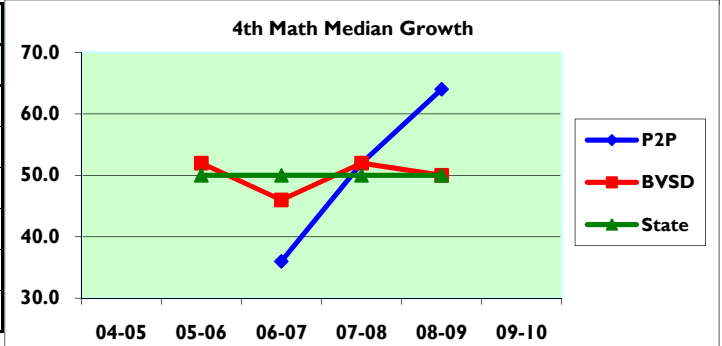
4th Writing Median Growth			
Year	P2P	BVSD	State
04-05			
05-06		56.0	50.0
06-07	43.0	58.0	50.0
07-08	61.0	55.0	50.0
08-09	62.0	59.0	50.0
09-10			



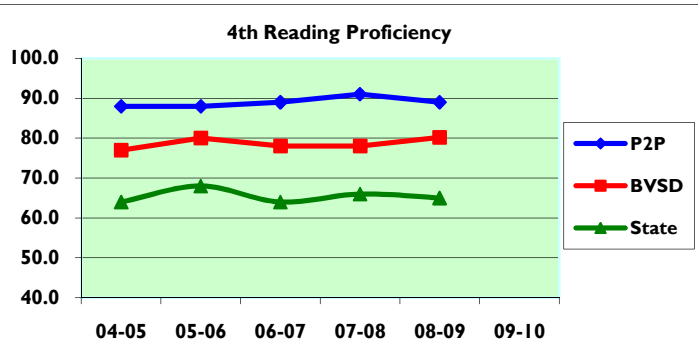
4th Math Proficiency			
Year	P2P	BVSD	State
04-05	94.0	78.0	66.0
05-06	87.0	81.0	69.0
06-07	87.0	81.0	69.0
07-08	87.0	80.0	68.0
08-09	90.0	81.5	70.3
09-10			



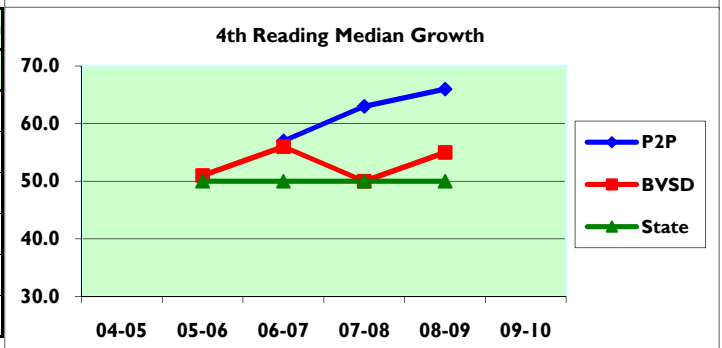
4th Math Median Growth			
Year	P2P	BVSD	State
04-05			
05-06		52.0	50.0
06-07	36.0	46.0	50.0
07-08	52.0	52.0	50.0
08-09	64.0	50.0	50.0
09-10			



4th Reading Proficiency			
Year	P2P	BVSD	State
04-05	88.0	77.0	64.0
05-06	88.0	80.0	68.0
06-07	89.0	78.0	64.0
07-08	91.0	78.0	66.0
08-09	89.0	80.2	65.0
09-10			



4th Reading Median Growth			
Year	P2P	BVSD	State
04-05			
05-06		51.0	50.0
06-07	57.0	56.0	50.0
07-08	63.0	50.0	50.0
08-09	66.0	55.0	50.0
09-10			



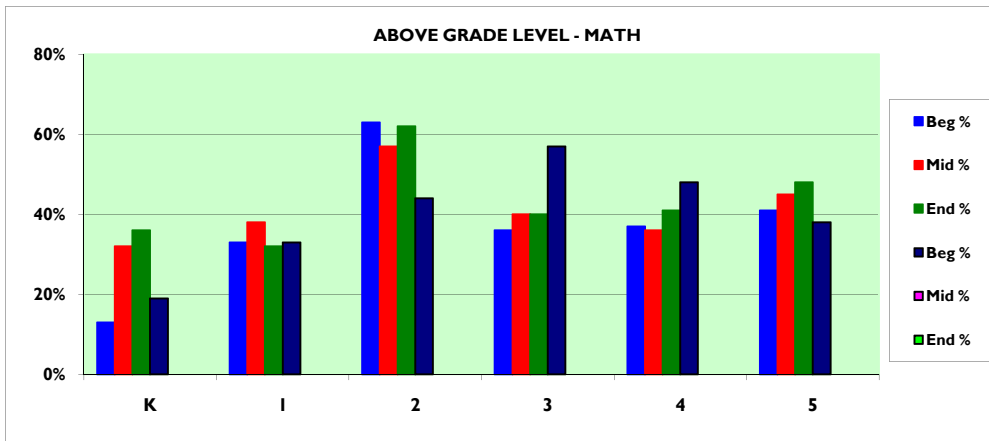
2008-09 4th Grade 2 Accelerated L.A. Classes

PEAK TO PEAK CHARTER SCHOOL

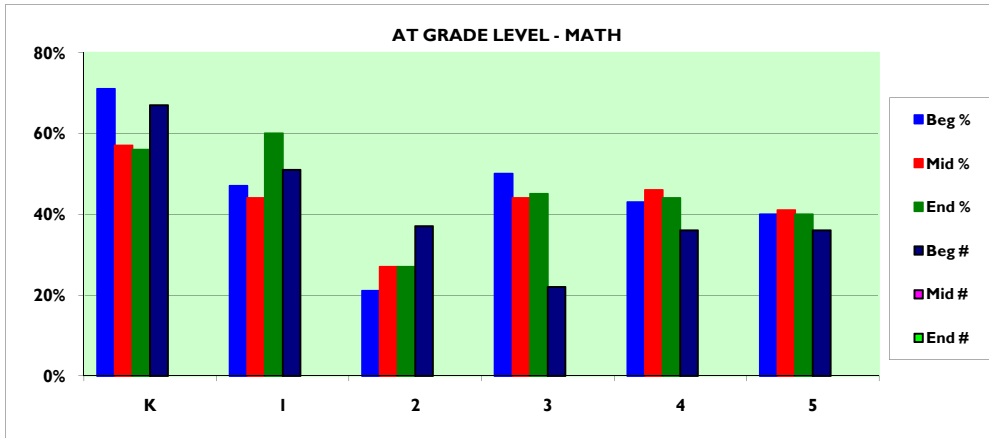
ELEMENTARY SCHOOL KEY PERFORMANCE INDICATORS			
ESI: CSAP Scores - 3rd Grade			
<b>3rd Writing Proficiency</b>			
<b>Year</b>	<b>P2P</b>	<b>BVSD</b>	<b>State</b>
04-05	80.0	72.0	56.0
05-06	80.0	72.0	56.0
06-07	78.0	65.0	52.0
07-08	69.0	62.0	50.0
08-09	68.0	68.5	53.6
09-10			
<b>3rd Math Proficiency</b>			
<b>Year</b>	<b>P2P</b>	<b>BVSD</b>	<b>State</b>
04-05	88.0	81.0	68.0
05-06	95.0	86.0	71.0
06-07	95.0	86.0	71.0
07-08	90.0	82.0	70.0
08-09	86.0	81.4	69.1
09-10			
<b>3rd Reading Proficiency</b>			
<b>Year</b>	<b>P2P</b>	<b>BVSD</b>	<b>State</b>
04-05	89.0	86.0	71.0
05-06	91.0	85.0	70.0
06-07	87.0	84.0	71.0
07-08	88.0	85.0	70.0
08-09	85.0	84.7	72.6
09-10			
			2008-09 3rd grade & 2009-10 School Year- 4th grade
			2 Accelerated Math Classes

**ELEMENTARY SCHOOL KEY PERFORMANCE INDICATORS**  
**ES2: Math Above/At/Below Grade Level Performance**

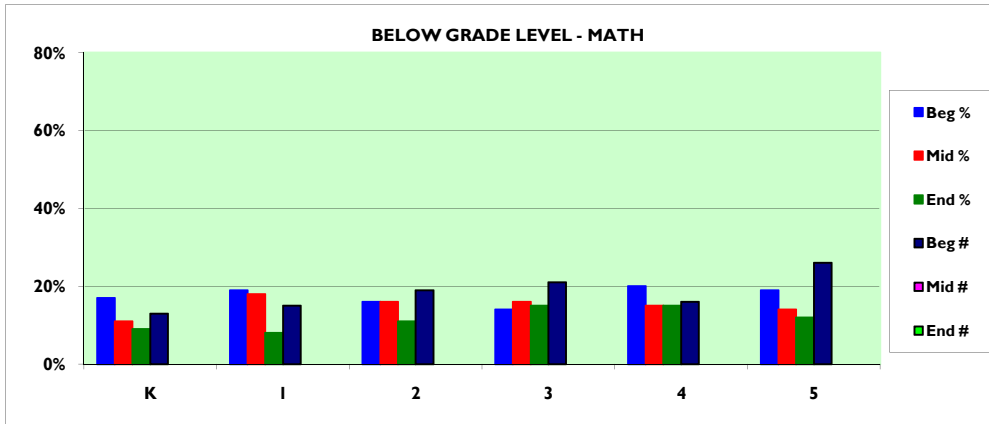
ABOVE GRADE LEVEL - MATH						
MATH	2008-09			2009-10		
Grade	Beg %	Mid %	End %	Beg %	Mid %	End %
K	13%	32%	36%	19%		
1	33%	38%	32%	33%		
2	63%	57%	62%	44%		
3	36%	40%	40%	57%		
4	37%	36%	41%	48%		
5	41%	45%	48%	38%		



AT GRADE LEVEL - MATH						
MATH	2008-09			2009-10		
Grade	Beg %	Mid %	End %	Beg #	Mid #	End #
K	71%	57%	56%	67%		
1	47%	44%	60%	51%		
2	21%	27%	27%	37%		
3	50%	44%	45%	22%		
4	43%	46%	44%	36%		
5	40%	41%	40%	36%		



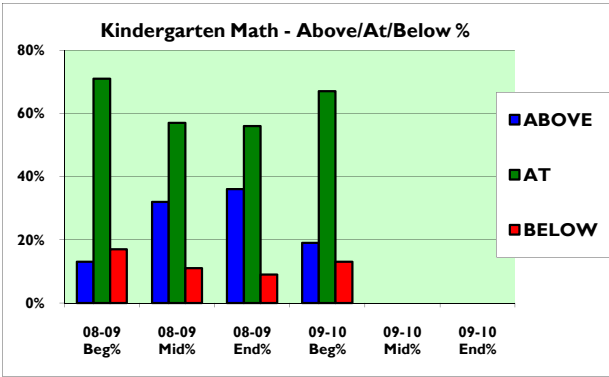
BELOW GRADE LEVEL - MATH						
MATH	2008-09			2009-10		
Grade	Beg %	Mid %	End %	Beg #	Mid #	End #
K	17%	11%	9%	13%		
1	19%	18%	8%	15%		
2	16%	16%	11%	19%		
3	14%	16%	15%	21%		
4	20%	15%	15%	16%		
5	19%	14%	12%	26%		



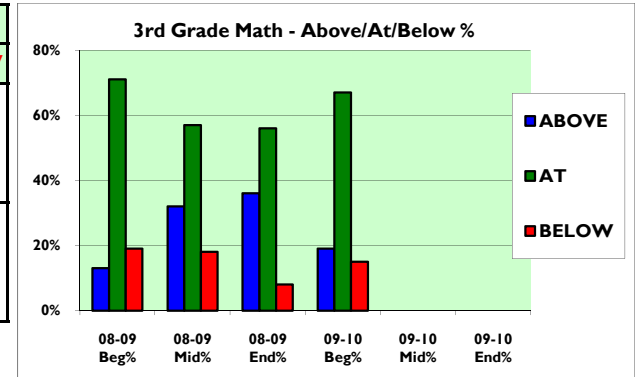
**ELEMENTARY SCHOOL KEY PERFORMANCE INDICATORS**

**ES2: Math Above/At/Below Grade Level Performance - By Grade**

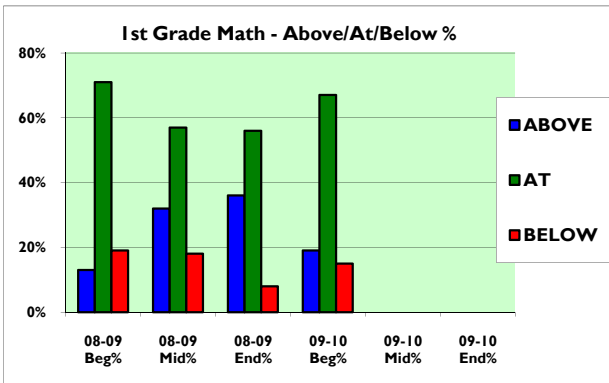
KINDERGARTEN MATH			
	ABOVE	AT	BELOW
08-09 Beg%	13%	71%	17%
08-09 Mid%	32%	57%	11%
08-09 End%	36%	56%	9%
09-10 Beg%	19%	67%	13%
09-10 Mid%			
09-10 End%			



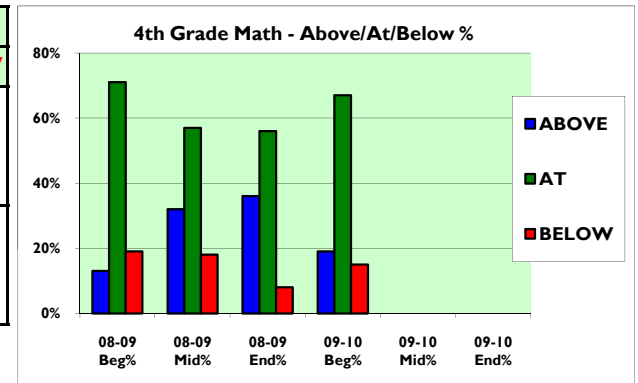
3rd GRADE MATH			
	ABOVE	AT	BELOW
08-09 Beg%	36%	50%	14%
08-09 Mid%	40%	44%	16%
08-09 End%	40%	45%	15%
09-10 Beg%	57%	22%	21%
09-10 Mid%			
09-10 End%			



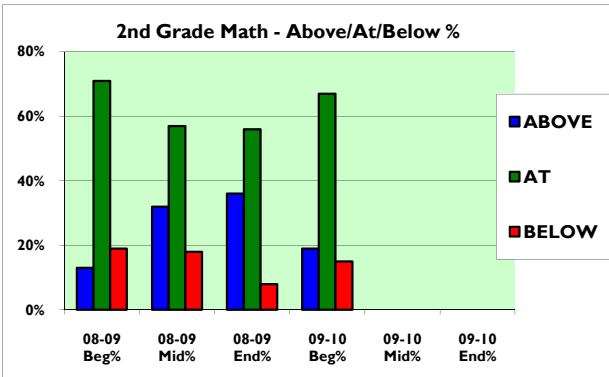
1st GRADE MATH			
	ABOVE	AT	BELOW
08-09 Beg%	33%	47%	19%
08-09 Mid%	38%	44%	18%
08-09 End%	32%	60%	8%
09-10 Beg%	33%	51%	15%
09-10 Mid%			
09-10 End%			



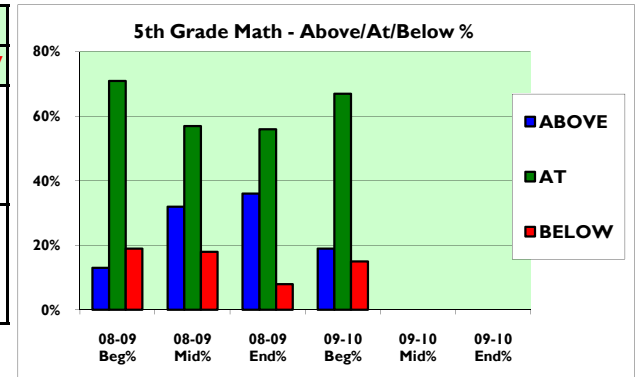
4th GRADE MATH			
	ABOVE	AT	BELOW
08-09 Beg%	37%	43%	20%
08-09 Mid%	37%	47%	15%
08-09 End%	41%	44%	15%
09-10 Beg%	48%	36%	16%
09-10 Mid%			
09-10 End%			



2nd GRADE MATH			
	ABOVE	AT	BELOW
08-09 Beg%	63%	21%	16%
08-09 Mid%	57%	27%	16%
08-09 End%	62%	27%	11%
09-10 Beg%	44%	37%	19%
09-10 Mid%			
09-10 End%			



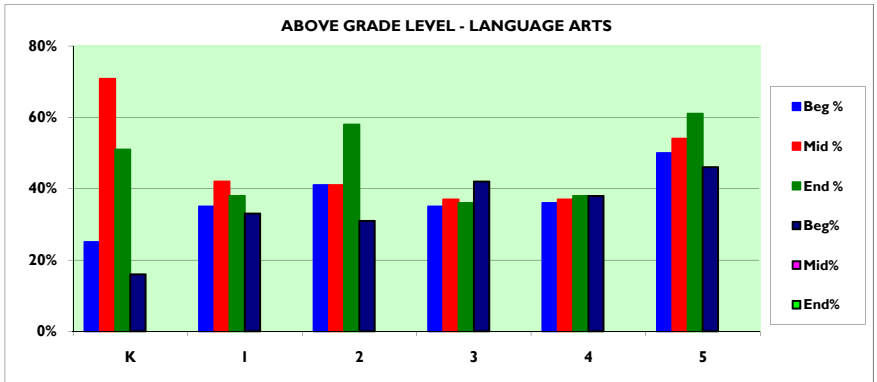
5th GRADE MATH			
	ABOVE	AT	BELOW
08-09 Beg%	41%	40%	19%
08-09 Mid%	45%	41%	14%
08-09 End%	48%	40%	12%
09-10 Beg%	38%	36%	26%
09-10 Mid%			
09-10 End%			



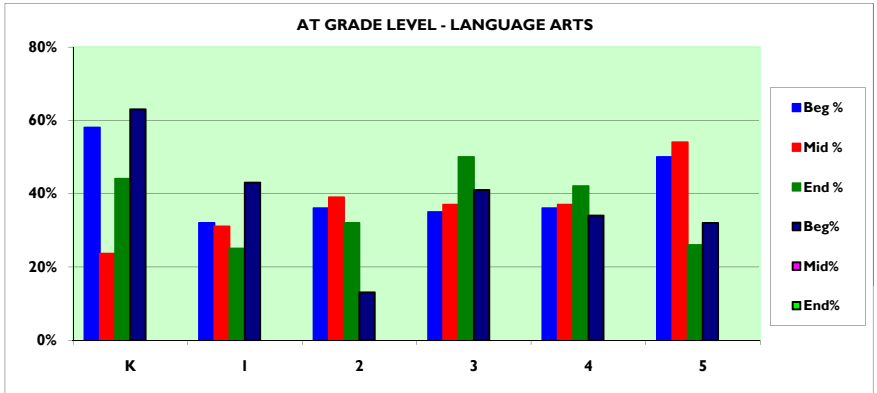


**ELEMENTARY SCHOOL KEY PERFORMANCE INDICATORS**  
**ES2: Language Arts Above/At/Below Grade Level Performance**

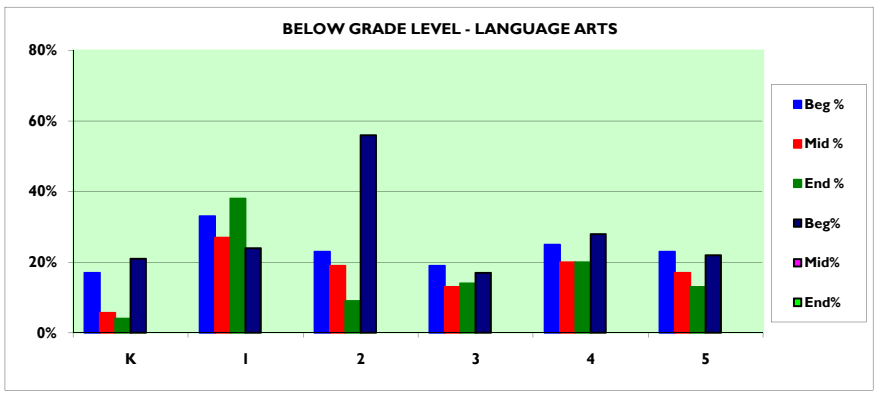
ABOVE GRADE LEVEL - L.A.						
L.A.	2008-09			2009-10		
Grade	Beg %	Mid %	End %	Beg%	Mid%	End%
K	25%	71%	51%	16%		
1	35%	42%	38%	33%		
2	41%	41%	58%	31%		
3	35%	37%	36%	42%		
4	36%	37%	38%	38%		
5	50%	54%	61%	46%		



AT GRADE LEVEL - L.A.						
L.A.	2008-09			2009-10		
Grade	Beg %	Mid %	End %	Beg%	Mid%	End%
K	58%	24%	44%	63%		
1	32%	31%	25%	43%		
2	36%	39%	32%	13%		
3	35%	37%	50%	41%		
4	36%	37%	42%	34%		
5	50%	54%	26%	32%		



BELOW GRADE LEVEL - L.A.						
L.A.	2008-09			2009-10		
Grade	Beg %	Mid %	End %	Beg%	Mid%	End%
K	17%	6%	4%	21%		
1	33%	27%	38%	24%		
2	23%	19%	9%	56%		
3	19%	13%	14%	17%		
4	25%	20%	20%	28%		
5	23%	17%	13%	22%		



**2008-09 School Year**  
 4th Grade 2 Accelerated L.A.  
 5th Grade 2 Accelerated L.A.

**2009-10 School Year**  
 4th Grade possible 2 Accelerated classes  
 5th Grade 2 Accelerated L.A.

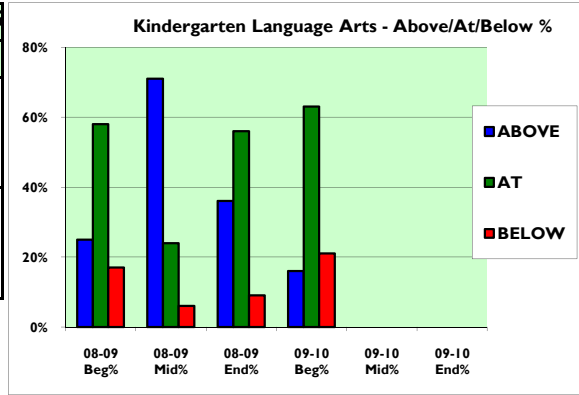
3rd Grade 3 students go to 4th grade LA

**ELEMENTARY SCHOOL KEY PERFORMANCE INDICATORS**

**ES2: Language Arts Above/At/Below Grade Level Performance**

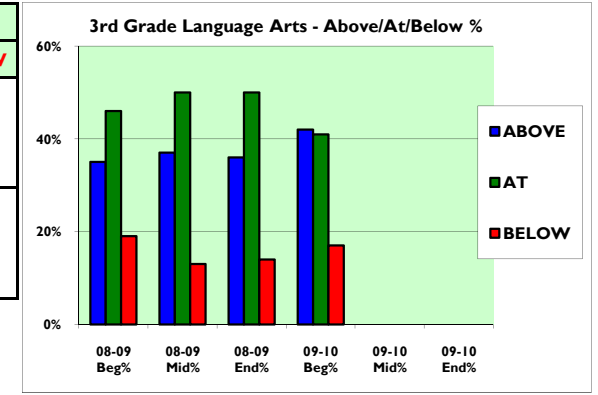
**KINDERGARTEN LANGUAGE ARTS**

	ABOVE	AT	BELOW
08-09 Beg%	25%	58%	17%
08-09 Mid%	71%	24%	6%
08-09 End%	36%	56%	9%
09-10 Beg%	16%	63%	21%
09-10 Mid%			
09-10 End%			



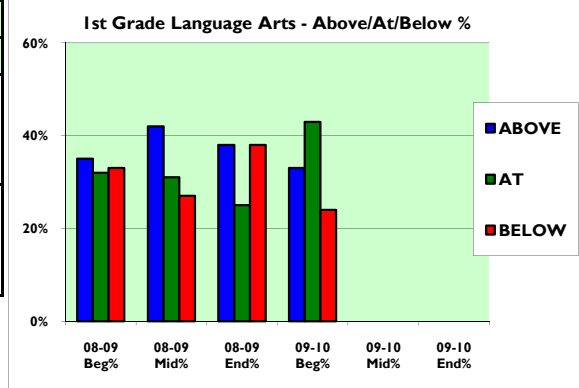
**3rd GRADE LANGUAGE ARTS**

	ABOVE	AT	BELOW
08-09 Beg%	35%	46%	19%
08-09 Mid%	37%	50%	13%
08-09 End%	36%	50%	14%
09-10 Beg%	42%	41%	17%
09-10 Mid%			
09-10 End%			



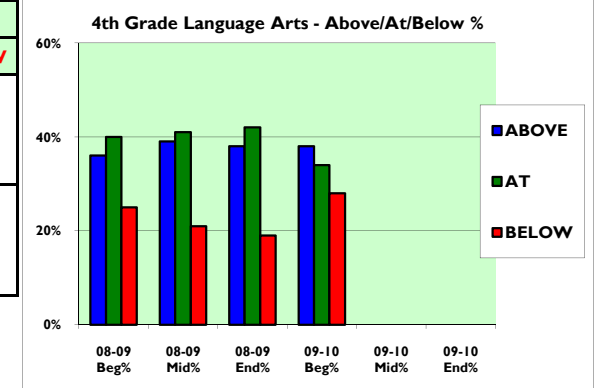
**1st GRADE LANGUAGE ARTS**

	ABOVE	AT	BELOW
08-09 Beg%	35%	32%	33%
08-09 Mid%	42%	31%	27%
08-09 End%	38%	25%	38%
09-10 Beg%	33%	43%	24%
09-10 Mid%			
09-10 End%			



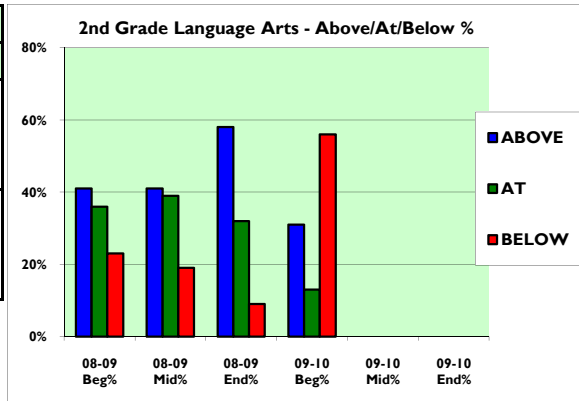
**4th GRADE LANGUAGE ARTS**

	ABOVE	AT	BELOW
08-09 Beg%	36%	40%	25%
08-09 Mid%	39%	41%	21%
08-09 End%	38%	42%	19%
09-10 Beg%	38%	34%	28%
09-10 Mid%			
09-10 End%			



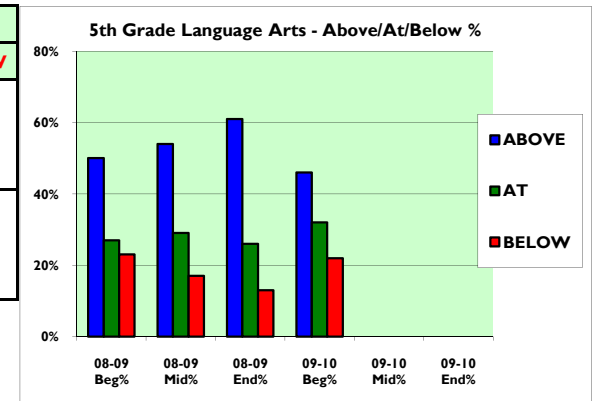
**2nd GRADE LANGUAGE ARTS**

	ABOVE	AT	BELOW
08-09 Beg%	41%	36%	23%
08-09 Mid%	41%	39%	19%
08-09 End%	58%	32%	9%
09-10 Beg%	31%	13%	56%
09-10 Mid%			
09-10 End%			



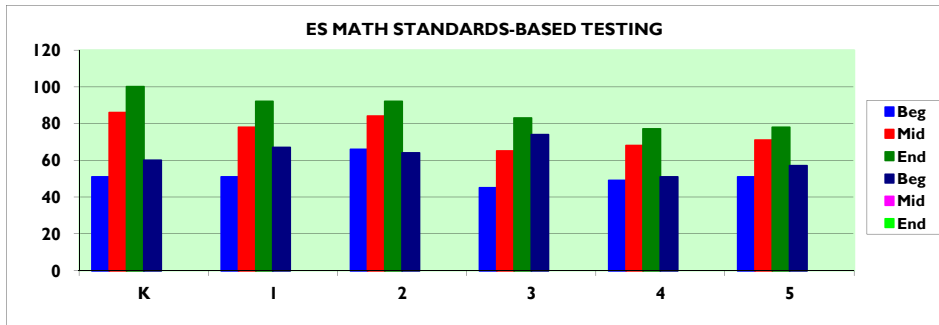
**5th GRADE LANGUAGE ARTS**

	ABOVE	AT	BELOW
08-09 Beg%	50%	27%	23%
08-09 Mid%	54%	29%	17%
08-09 End%	61%	26%	13%
09-10 Beg%	46%	32%	22%
09-10 Mid%			
09-10 End%			

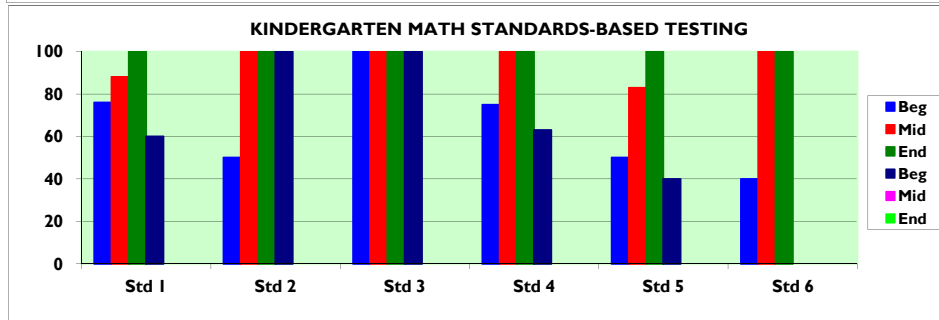


**ELEMENTARY SCHOOL KEY PERFORMANCE INDICATORS**  
**ES3: Math Standards-Based Testing**

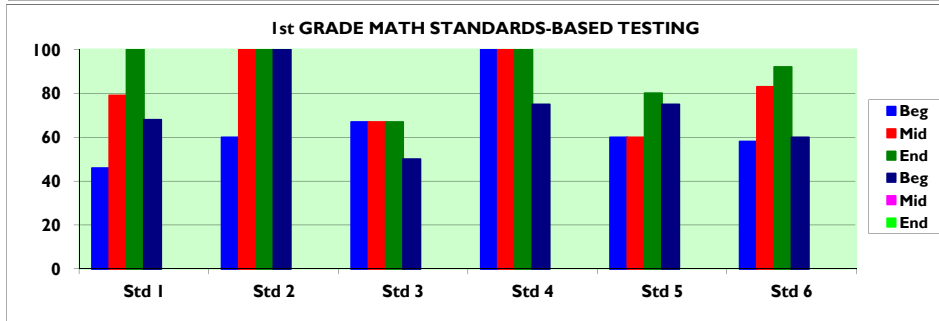
MATH STANDARDS-BASED TESTS							
Grade	All Standards	2008-09			2009-10		
		Beg	Mid	End	Beg	Mid	End
K	Stds 1-6	51	86	100	60		
1	Stds 1-6	51	78	92	67		
2	Stds 1-6	66	84	92	64		
3	Stds 1-6	45	65	83	74		
4	Stds 1-6	49	68	77	51		
5	Stds 1-6	51	71	78	57		



MATH STANDARDS-BASED TESTS							
KDG	Standard	2008-09			2009-10		
		Beg	Mid	End	Beg	Mid	End
Std 1	Number Sense	76	88	100	60		
Std 2	Patterns & Algebra	50	100	100	100		
Std 3	Probability & Data	100	100	100	100		
Std 4	Geometry	75	100	100	63		
Std 5	Measurement	50	83	100	40		
Std 6	Computation	40	100	100	N/A		

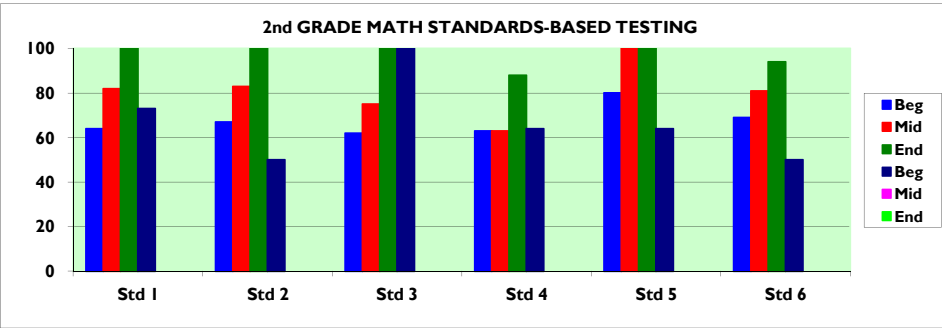


MATH STANDARDS-BASED TESTS							
IST GRADE	Standard	2008-09			2009-10		
		Beg	Mid	End	Beg	Mid	End
Std 1	Number Sense	46	79	100	68		
Std 2	Patterns & Algebra	60	100	100	100		
Std 3	Probability & Data	67	67	67	50		
Std 4	Geometry	100	100	100	75		
Std 5	Measurement	60	60	80	75		
Std 6	Computation	58	83	92	60		

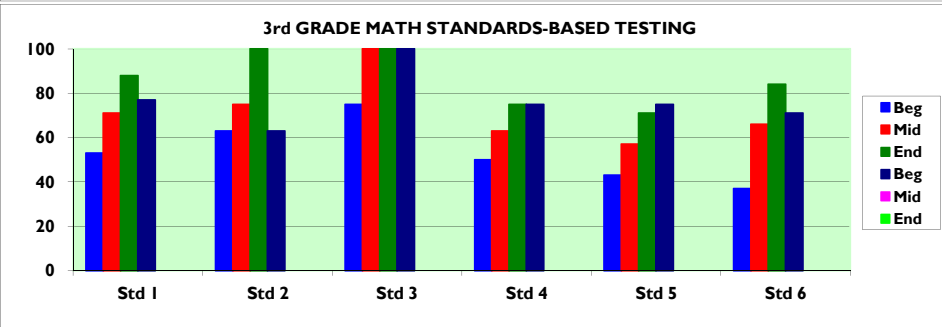


**ELEMENTARY SCHOOL KEY PERFORMANCE INDICATORS**  
**ES3: Math Standards-Based Testing**

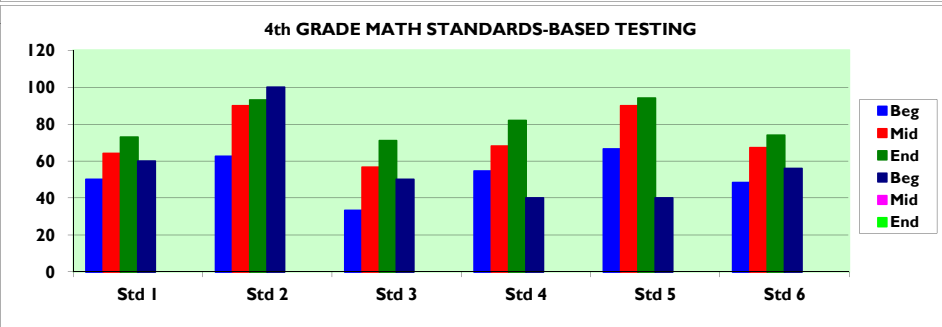
MATH STANDARDS-BASED TESTS							
2ND GRADE	Standard	2008-09			2009-10		
		Beg	Mid	End	Beg	Mid	End
Std 1	Number Sense	64	82	100	73		
Std 2	Patterns & Algebra	67	83	100	50		
Std 3	Probability & Data	62	75	100	100		
Std 4	Geometry	63	63	88	64		
Std 5	Measurement	80	100	100	64		
Std 6	Computation	69	81	94	50		



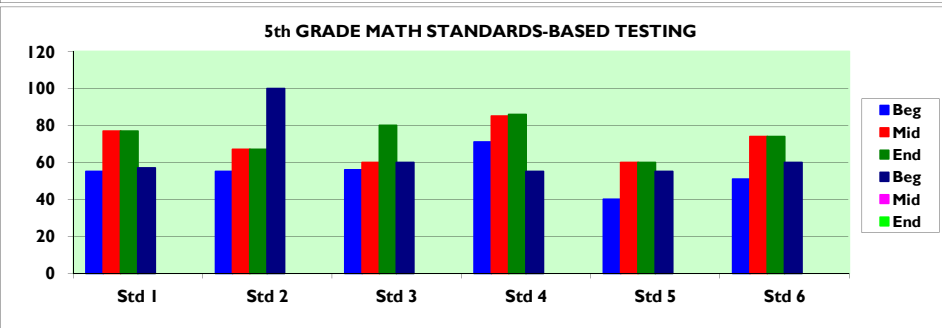
MATH STANDARDS-BASED TESTS							
3RD GRADE	Standard	2008-09			2009-10		
		Beg	Mid	End	Beg	Mid	End
Std 1	Number Sense	53	71	88	77		
Std 2	Patterns & Algebra	63	75	100	63		
Std 3	Probability & Data	75	100	100	100		
Std 4	Geometry	50	63	75	75		
Std 5	Measurement	43	57	71	75		
Std 6	Computation	37	66	84	71		



MATH STANDARDS-BASED TESTS							
4TH GRADE	Standard	2008-09			2009-10		
		Beg	Mid	End	Beg	Mid	End
Std 1	Number Sense	50	64	73	60		
Std 2	Patterns & Algebra	63	90	93	100		
Std 3	Probability & Data	33	57	71	50		
Std 4	Geometry	55	68	82	40		
Std 5	Measurement	67	90	94	40		
Std 6	Computation	48	67	74	56		

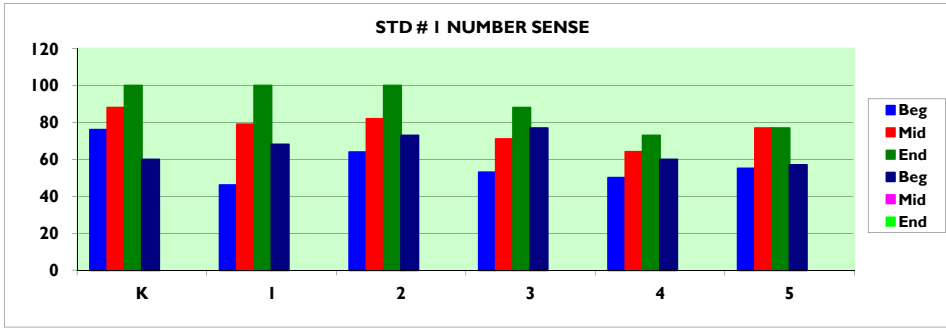


MATH STANDARDS-BASED TESTS							
5TH GRADE	Standard	2008-09			2009-10		
		Beg	Mid	End	Beg	Mid	End
Std 1	Number Sense	55	77	77	57		
Std 2	Patterns & Algebra	55	67	67	100		
Std 3	Probability & Data	56	60	80	60		
Std 4	Geometry	71	85	86	55		
Std 5	Measurement	40	60	60	55		
Std 6	Computation	51	74	74	60		

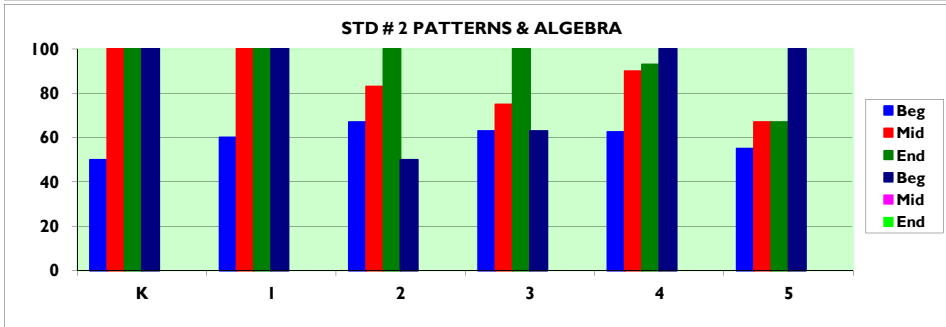


**ELEMENTARY SCHOOL KEY PERFORMANCE INDICATORS**  
**ES3: Math Standards-Based Testing**

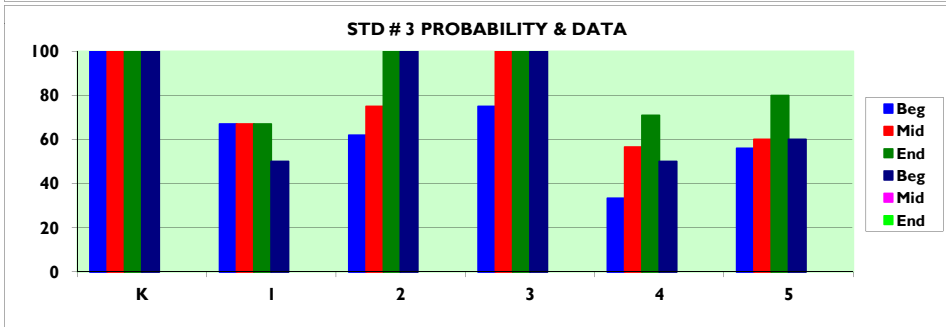
MATH STANDARDS-BASED TESTS							
#1 No. Sense	Standard	2008-09			2009-10		
		Beg	Mid	End	Beg	Mid	End
K	Number Sense	76	88	100	60		
1	Number Sense	46	79	100	68		
2	Number Sense	64	82	100	73		
3	Number Sense	53	71	88	77		
4	Number Sense	50	64	73	60		
5	Number Sense	55	77	77	57		



MATH STANDARDS-BASED TESTS							
Patterns & Algebra	Standard	2008-09			2009-10		
		Beg	Mid	End	Beg	Mid	End
K	Patterns & Algebra	50	100	100	100		
1	Patterns & Algebra	60	100	100	100		
2	Patterns & Algebra	67	83	100	50		
3	Patterns & Algebra	63	75	100	63		
4	Patterns & Algebra	63	90	93	100		
5	Patterns & Algebra	55	67	67	100		

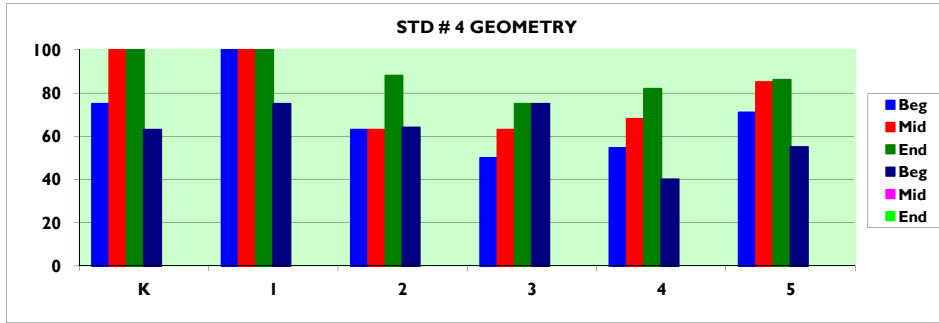


MATH STANDARDS-BASED TESTS							
Probability & Data	Standard	2008-09			2009-10		
		Beg	Mid	End	Beg	Mid	End
K	Probability & Data	100	100	100	100		
1	Probability & Data	67	67	67	50		
2	Probability & Data	62	75	100	100		
3	Probability & Data	75	100	100	100		
4	Probability & Data	33	57	71	50		
5	Probability & Data	56	60	80	60		

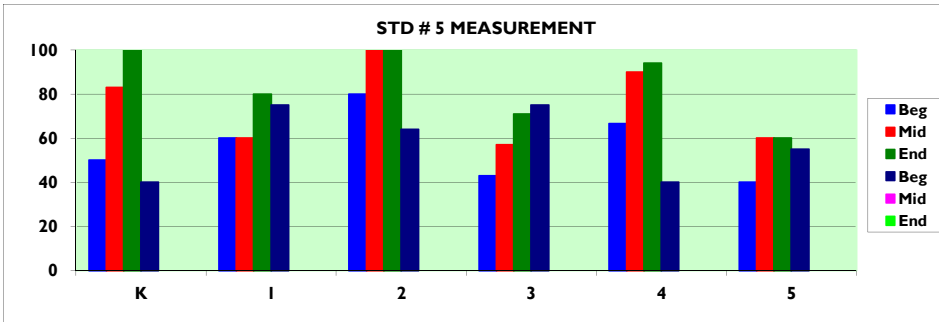


**ELEMENTARY SCHOOL KEY PERFORMANCE INDICATORS**  
**ES3: Math Standards-Based Testing**

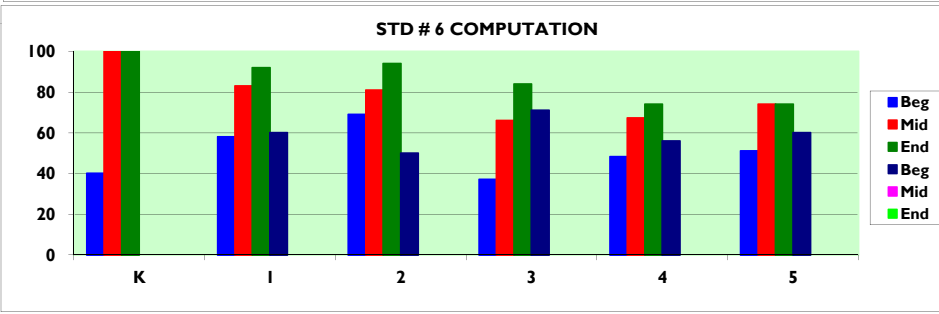
MATH STANDARDS-BASED TESTS							
#4 Geometry	Standard	2008-09			2009-10		
		Beg	Mid	End	Beg	Mid	End
K	Geometry	75	100	100	63		
1	Geometry	100	100	100	75		
2	Geometry	63	63	88	64		
3	Geometry	50	63	75	75		
4	Geometry	55	68	82	40		
5	Geometry	71	85	86	55		



MATH STANDARDS-BASED TESTS							
Measurement	Standard	2008-09			2009-10		
		Beg	Mid	End	Beg	Mid	End
K	Measurement	50	83	100	40		
1	Measurement	60	60	80	75		
2	Measurement	80	100	100	64		
3	Measurement	43	57	71	75		
4	Measurement	67	90	94	40		
5	Measurement	40	60	60	55		



MATH STANDARDS-BASED TESTS							
Computation	Standard	2008-09			2009-10		
		Beg	Mid	End	Beg	Mid	End
K	Computation	40	100	100	N/A		
1	Computation	58	83	92	60		
2	Computation	69	81	94	50		
3	Computation	37	66	84	71		
4	Computation	48	67	74	56		
5	Computation	51	74	74	60		

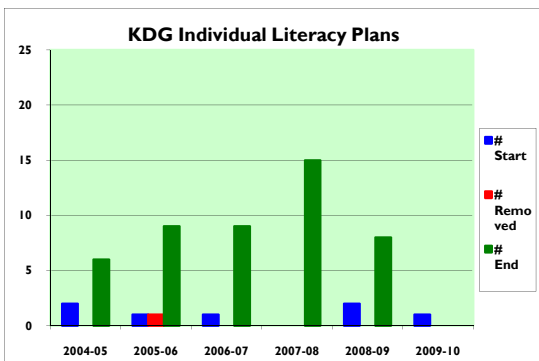


PEAK TO PEAK CHARTER SCHOOL

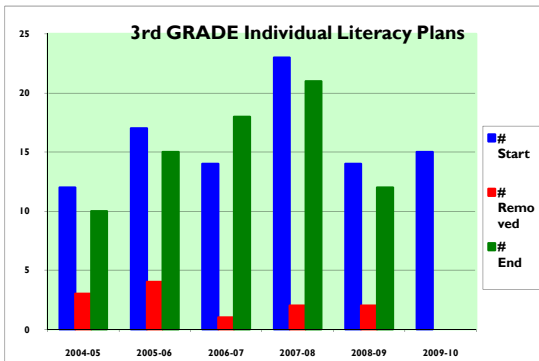
ELEMENTARY SCHOOL KEY PERFORMANCE INDICATORS

ES4: Individual Literacy Plan (ILP) Data

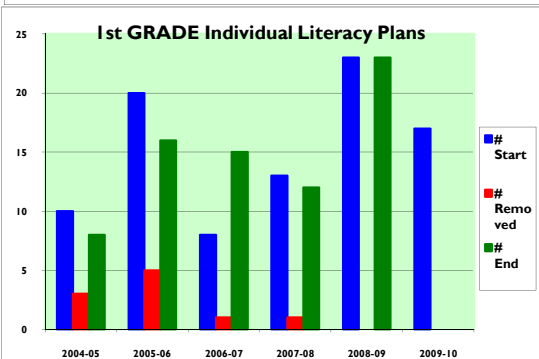
KDG ILPs			
KDG	# Start	# Removed	# End
2004-05	2	0	6
2005-06	1	1	9
2006-07	1	0	9
2007-08	0	0	15
2008-09	2	0	8
2009-10	1		



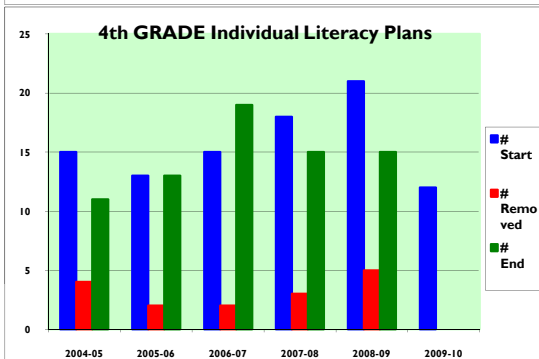
3rd GRADE ILPs			
3rd GRADE	# Start	# Removed	# End
2004-05	12	3	10
2005-06	17	4	15
2006-07	14	1	18
2007-08	23	2	21
2008-09	14	2	12
2009-10	15		



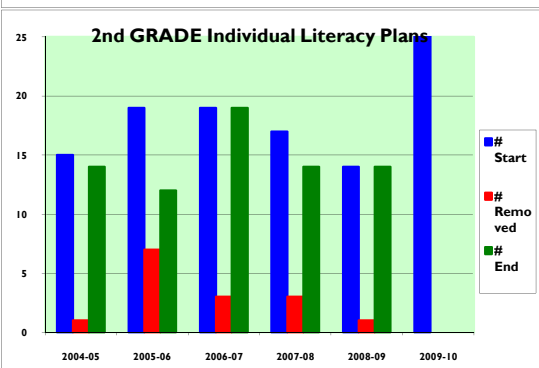
1st GRADE ILPs			
1st GRADE	# Start	# Removed	# End
2004-05	10	3	8
2005-06	20	5	16
2006-07	8	1	15
2007-08	13	1	12
2008-09	23	0	23
2009-10	17		



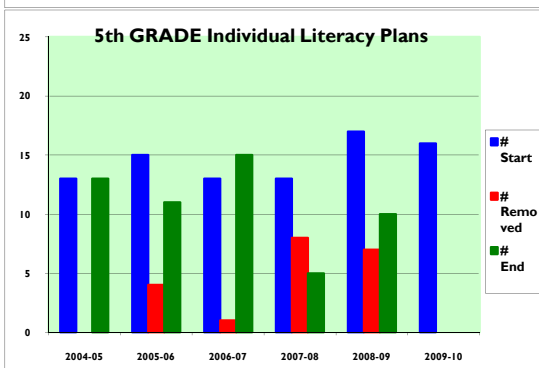
4th GRADE ILPs			
4th GRADE	# Start	# Removed	# End
2004-05	15	4	11
2005-06	13	2	13
2006-07	15	2	19
2007-08	18	3	15
2008-09	21	5	15
2009-10	12		



2nd GRADE ILPs			
2nd GRADE	# Start	# Removed	# End
2004-05	15	1	14
2005-06	19	7	12
2006-07	19	3	19
2007-08	17	3	14
2008-09	14	1	14
2009-10	29		



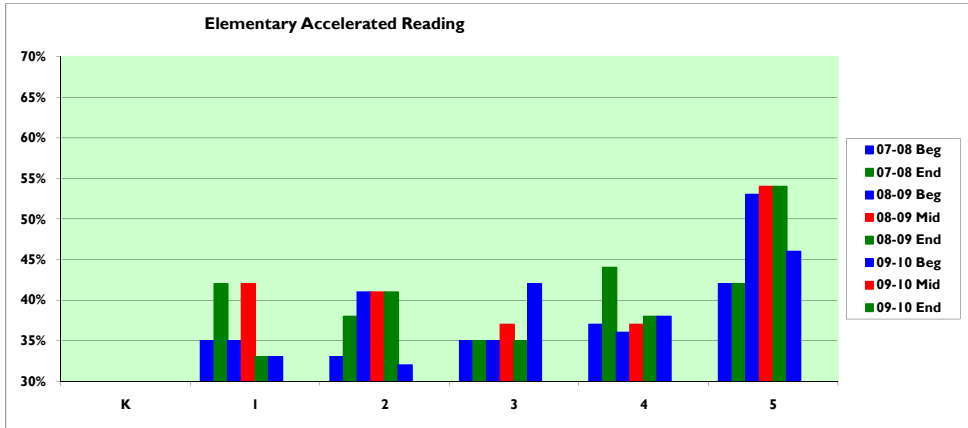
5th GRADE ILPs			
5th GRADE	# Start	# Removed	# End
2004-05	13	0	13
2005-06	15	4	11
2006-07	13	1	15
2007-08	13	8	5
2008-09	17	7	10
2009-10	16		



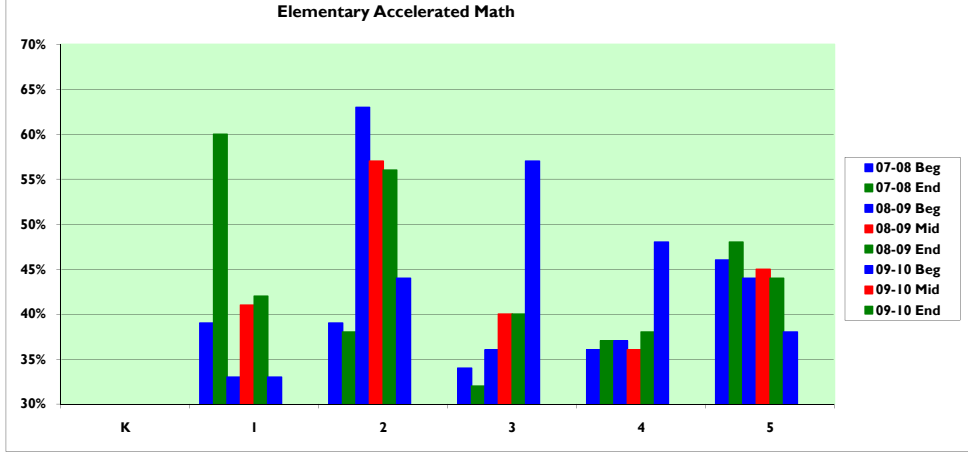
Spring 2009 Switched from QRI to DRA2 (Instructional vs Independent)

**ELEMENTARY SCHOOL KEY PERFORMANCE INDICATORS**  
**ES6: Student Ability Grouping**

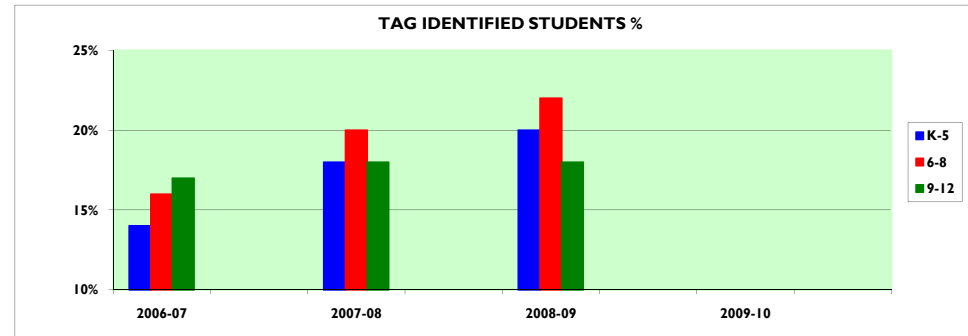
ACCELERATED READING %								
Grade	07-08		08-09			09-10		
	Beg	End	Beg	Mid	End	Beg	Mid	End
K								
1	35%	42%	35%	42%	33%	33%		
2	33%	38%	41%	41%	41%	32%		
3	35%	35%	35%	37%	35%	42%		
4	37%	44%	36%	37%	38%	38%		
5	42%	42%	53%	54%	54%	46%		



ACCELERATED MATH %								
Grade	07-08		08-09			09-10		
	Beg	End	Beg	Mid	End	Beg	Mid	End
K								
1	39%	60%	33%	41%	42%	33%		
2	39%	38%	63%	57%	56%	44%		
3	34%	32%	36%	40%	40%	57%		
4	36%	37%	37%	36%	38%	48%		
5	46%	48%	44%	45%	44%	38%		

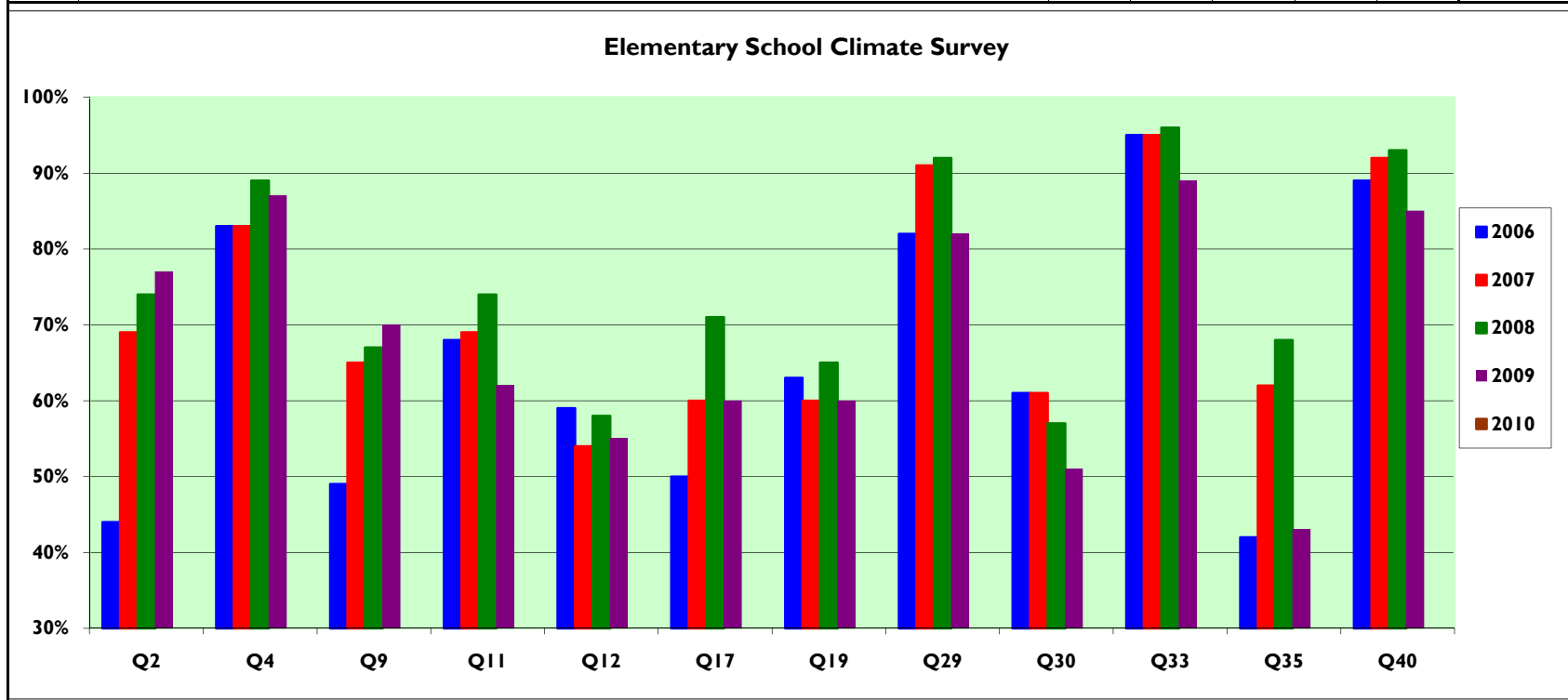


TAG IDENTIFIED STUDENTS %				
	2006-07	2007-08	2008-09	2009-10
K-5	14%	18%	20%	
6-8	16%	20%	22%	
9-12	17%	18%	18%	





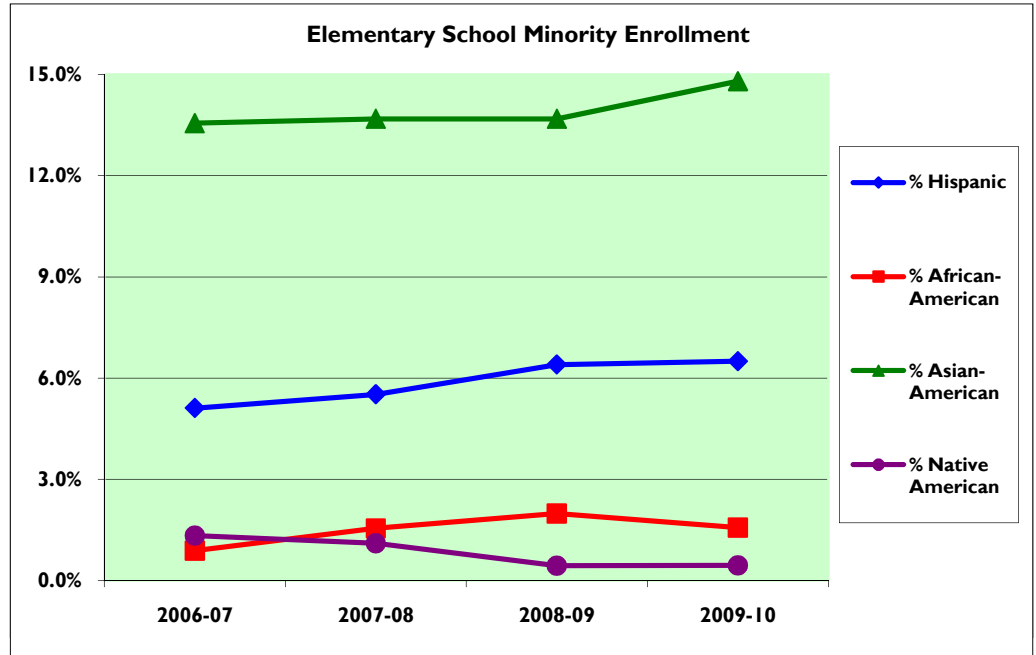
ELEMENTARY SCHOOL KEY PERFORMANCE INDICATORS							
ES7: Organizational Climate							
Elementary Climate Survey		2006	2007	2008	2009	2010	AVG
Q2	I look forward to coming to school.	44%	69%	74%	77%		66%
Q4	I do not feel afraid at school.	83%	83%	89%	87%		86%
Q9	<b>My classmates like me.</b>	49%	65%	67%	70%		63%
Q11	Boys and girls are treated the same.	68%	69%	74%	62%		68%
Q12	I have not been called hurtful names or made fun of at school.	59%	54%	58%	55%		57%
Q17	<b>Adults help if they see someone being bullied.</b>	50%	60%	71%	60%		60%
Q19	I have not been bullied at school this year.	63%	60%	65%	60%		62%
Q29	The teachers expect all students to follow the rules	82%	91%	92%	82%		87%
Q30	I have not been physically hurt (kicked, pushed or hit) at school this year.	61%	61%	57%	51%		58%
Q33	My teachers want me to do my best on class assignments.	95%	95%	96%	89%		94%
Q35	Other students help if they see someone being bullied or picked on.	42%	62%	68%	43%		54%
Q40	I can ask for my teachers for help.	89%	92%	93%	85%		90%



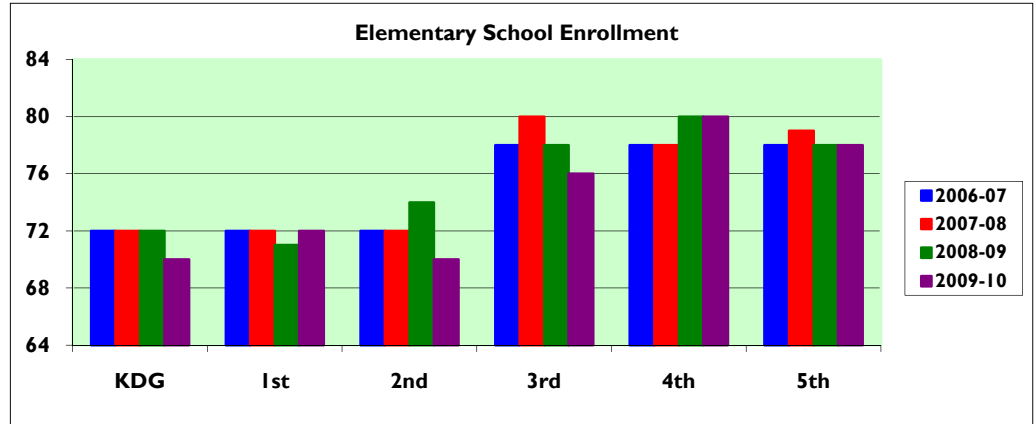
PEAK TO PEAK CHARTER SCHOOL

**ELEMENTARY SCHOOL KEY PERFORMANCE INDICATORS**  
**ES9: Student Demographics**

ES STUDENT DEMOGRAPHICS	2006-07	2007-08	2008-09	2009-10
# White	356	354	351	342
% White	79.1%	78.1%	77.5%	76.7%
# Hispanic	23	25	29	29
% Hispanic	5.1%	5.5%	6.4%	6.5%
# African-American	4	7	9	7
% African-American	0.9%	1.5%	2.0%	1.6%
# Asian-American	61	62	62	66
% Asian-American	13.6%	13.7%	13.7%	14.8%
# Native American	6	5	2	2
% Native American	1.3%	1.1%	0.4%	0.5%
<b>TOTAL</b>	<b>450</b>	<b>453</b>	<b>453</b>	<b>446</b>



ENROLLMENT	2006-07	2007-08	2008-09	2009-10
KDG	72	72	72	70
1st	72	72	71	72
2nd	72	72	74	70
3rd	78	80	78	76
4th	78	78	80	80
5th	78	79	78	78
<b>TOTAL</b>	<b>450</b>	<b>453</b>	<b>453</b>	<b>446</b>



Ethnicity in BVSD - 2008-09 School Year													
Headcount	Native American		Asian		African American		Hispanic		Caucasian		TOTAL	TOTAL MINORITY	
	#	%	#	%	#	%	#	%	#	%		%	
<b>ELEMENTARY</b>													
Columbine	3	0.8%	10	2.6%	2	0.5%	302	79.5%	63	16.6%	380	83.4%	
Sanchez	2	0.7%	6	2.1%	6	2.1%	185	65.4%	84	29.7%	283	70.3%	
University Hill	0	0.0%	3	0.9%	5	1.6%	214	66.7%	99	30.8%	321	69.2%	
District	0	0.0%	12	7.9%	2	1.3%	82	53.9%	56	36.8%	152	63.2%	
Pioneer	2	0.5%	3	0.7%	6	1.4%	257	59.8%	162	37.7%	430	62.3%	
Emerald	0	0.0%	31	8.1%	0	0.0%	169	44.0%	184	47.9%	384	52.1%	
Creekside	4	1.2%	32	9.2%	14	4.0%	120	34.7%	176	50.9%	346	49.1%	
Montessori	0	0.0%	26	11.4%	2	0.9%	47	20.6%	153	67.1%	228	32.9%	
Whittier	1	0.3%	19	5.5%	7	2.0%	79	22.8%	241	69.5%	347	30.5%	
Ryan	4	1.0%	23	5.7%	13	3.2%	82	20.2%	284	70.0%	406	30.0%	
Crest View	0	0.0%	48	9.0%	13	2.4%	95	17.9%	375	70.6%	531	29.4%	
Fireside	0	0.0%	56	13.4%	6	1.4%	60	14.4%	296	70.8%	418	29.2%	
Eisenhower	4	0.9%	43	9.5%	2	0.4%	68	15.0%	336	74.2%	453	25.8%	
Birch	4	0.9%	23	5.1%	9	2.0%	80	17.8%	334	74.2%	450	25.8%	
High Peaks	0	0.0%	52	17.2%	1	0.3%	22	7.3%	227	75.2%	302	24.8%	
Lafayette	0	0.0%	27	5.1%	14	2.6%	85	15.9%	407	76.4%	533	23.6%	
Peak to Peak K-5	2	0.4%	62	13.7%	9	2.0%	29	6.4%	351	77.5%	453	22.5%	
Gold Hill	0	0.0%	1	4.0%	0	0.0%	4	16.0%	20	80.0%	25	20.0%	
Bear Creek	3	0.8%	41	11.3%	6	1.7%	12	3.3%	300	82.9%	362	17.1%	
Kohl	5	1.0%	25	5.1%	8	1.6%	44	9.0%	405	83.2%	487	16.8%	
Heatherwood	3	0.8%	28	7.3%	6	1.6%	26	6.8%	318	83.5%	381	16.5%	
Superior	4	0.6%	77	11.6%	14	2.1%	14	2.1%	555	83.6%	664	16.4%	
Foothill	2	0.4%	24	4.5%	6	1.1%	37	7.0%	459	86.9%	528	13.1%	
Chinook	2	8.7%	0	0.0%	0	0.0%	1	4.3%	20	87.0%	23	13.0%	
BCSIS - Integrated Studies	0	0.0%	11	3.8%	9	3.1%	11	3.8%	259	89.3%	290	10.7%	
Louisville	5	1.1%	12	2.7%	7	1.6%	20	4.5%	397	90.0%	441	10.0%	
Flatirons	0	0.0%	16	5.6%	7	2.4%	4	1.4%	260	90.6%	287	9.4%	
Mesa	2	0.5%	26	6.8%	1	0.3%	6	1.6%	348	90.9%	383	9.1%	
Coal Creek	4	0.9%	11	2.3%	10	2.1%	16	3.4%	429	91.3%	470	8.7%	
Nederland	2	0.6%	12	3.9%	3	1.0%	8	2.6%	284	91.9%	309	8.1%	
Douglass	1	0.2%	19	4.6%	0	0.0%	6	1.5%	383	93.6%	409	6.4%	
Renaissance	0	0.0%	2	2.9%	0	0.0%	0	0.0%	68	97.1%	70	2.9%	
Jamestown	0	0.0%	0	0.0%	0	0.0%	0	0.0%	19	100.0%	19	0.0%	
<b>TOTAL</b>	<b>32</b>	<b>59</b>	<b>0.5%</b>	<b>781</b>	<b>6.8%</b>	<b>188</b>	<b>1.6%</b>	<b>2185</b>	<b>18.9%</b>	<b>8352</b>	<b>72.2%</b>	<b>11565</b>	<b>27.8%</b>
<b>MIDDLE SCHOOL</b>													
Casey	0	0.0%	11	3.8%	8	2.7%	128	44.0%	144	49.5%	291	50.5%	
Angevine	6	1.1%	22	4.0%	12	2.2%	205	37.6%	300	55.0%	545	45.0%	
Manhattan	5	1.1%	31	6.8%	9	2.0%	82	18.0%	328	72.1%	455	27.9%	
Centennial	4	0.7%	43	7.2%	12	2.0%	102	17.1%	435	73.0%	596	27.0%	
Broomfield Heights	4	0.7%	36	6.7%	8	1.5%	72	13.5%	414	77.5%	534	22.5%	
Peak to Peak 6-8	5	1.2%	38	9.2%	4	1.0%	26	6.3%	338	82.2%	411	17.8%	
Southern Hills	2	0.4%	43	8.7%	9	1.8%	17	3.4%	424	85.7%	495	14.3%	
Louisville	1	0.2%	30	5.5%	8	1.5%	28	5.1%	481	87.8%	548	12.2%	
Platt	2	0.4%	30	5.6%	8	1.5%	17	3.1%	483	89.4%	540	10.6%	
<b>TOTAL</b>	<b>9</b>	<b>29</b>	<b>0.7%</b>	<b>284</b>	<b>6.4%</b>	<b>78</b>	<b>1.8%</b>	<b>677</b>	<b>15.3%</b>	<b>3347</b>	<b>75.8%</b>	<b>4415</b>	<b>24.2%</b>
<b>HIGH SCHOOL</b>													
Arapahoe Ridge	2	1.0%	3	1.6%	3	1.6%	97	50.3%	88	45.6%	193	54.4%	
Centaurus	12	1.1%	38	3.4%	17	1.5%	325	28.9%	734	65.2%	1126	34.8%	
Boulder	6	0.3%	87	4.8%	37	2.1%	281	15.6%	1387	77.1%	1798	22.9%	
Peak to Peak 9-12	9	1.6%	65	11.9%	4	0.7%	37	6.8%	433	79.0%	548	21.0%	
Broomfield	13	0.9%	60	4.3%	27	2.0%	141	10.2%	1141	82.6%	1382	17.4%	
Fairview	7	0.4%	182	9.6%	24	1.3%	114	6.0%	1566	82.7%	1893	17.3%	
New Vista	3	0.9%	13	4.1%	11	3.5%	27	8.5%	262	82.9%	316	17.1%	
Monarch	5	0.3%	88	5.8%	20	1.3%	87	5.8%	1306	86.7%	1506	13.3%	
<b>TOTAL</b>	<b>8</b>	<b>57</b>	<b>0.7%</b>	<b>536</b>	<b>6.1%</b>	<b>143</b>	<b>1.6%</b>	<b>1109</b>	<b>12.7%</b>	<b>6917</b>	<b>78.9%</b>	<b>8762</b>	<b>21.1%</b>

## Peak to Peak Accomplishments 2005-09

### 2005-06 Accomplishments

#### ACADEMIC RECOGNITIONS

##### **John Irwin School of Excellence**

Peak to Peak is the elementary, middle, and high school recipient of the "John Irwin School of Excellence" Awards, which are presented to the top eight percent of Colorado schools.

##### **"Excellent" State Ratings**

Elementary, middle, and high schools were ranked "Excellent," which is the top rating based on Colorado's statewide CSAP testing.

##### **ACT Scores Top of District and Third in State**

Peak to Peak's junior class of 2006 received an average composite score of 25.1 on the ACT test. This score was the highest in the Boulder Valley School District and third highest in Colorado.

##### **National Merit Scholarship Competition**

Eight Peak to Peak juniors, or 8.6 percent of the junior class achieved a PSAT score that qualified them to enter the next round of competition for a National Merit Scholarship. This is over twice the national average of four percent.

##### **National Merit Finalists/Achievement Finalist**

Two Peak to Peak seniors were National Merit Finalists, both receiving scholarships for this honor. One Peak to Peak senior was awarded a National Achievement Finalist with a scholarship as well.

##### **College Preparatory Accreditation**

Peak to Peak is the only public school in Boulder Valley and the second in Colorado to receive College Preparatory Accreditation from the North Central Association (NCA). The NCA has awarded the college prep accreditation to 240 schools in the region, with only 20 public schools receiving this designation.

##### **Talented and Gifted Website**

Peak to Peak is the only public school in Boulder County to be listed on [www.geniusdenied.com](http://www.geniusdenied.com), a website dedicated to the support of gifted students. Peak to Peak received five out of five stars on the site.

##### **High Rating on Great Schools Website**

Peak to Peak was rated excellent on [www.greatschools.net](http://www.greatschools.net). The rating is based on Peak to Peak's 2004 CSAP scores, how the scores compare to other Colorado schools with similar demographics, and how they compare to the previous year.

##### **Graduates Granted Scholarship Money**

The 2007 class of graduating seniors was awarded over \$1,660,532 in scholarship money.

##### **College Acceptance**

One hundred percent of our graduating seniors have been accepted to and will attend college.

##### **Numerous Honors Courses Offered**

Thirty-six percent of Peak to Peak Middle School's core academic courses and 55 percent of Peak to Peak High School's core academic courses are honors courses.

##### **High Number of Advanced Placement (AP) Tests**

More than 339 AP tests were taken in 2006, a year with 63 seniors in the high school's second graduating class.

##### **Boulder Valley Regional Science Fair**

Twenty-four projects were sent to the regional fair from the Peak to Peak Secondary Science Fair. Numerous awards were received at the regional fair. One high school team project and two middle school individual projects progressed to the Colorado State Science and Engineering Fair. The team project was nominated for an all-expense paid trip to compete at the Intel International Science and Engineering Fair.

##### **Colorado State Science and Engineering Fair (CSEF)**

The high school team project consisting of a senior and a freshman won second place, Senior, Division, Team Nomination as well as five other awards. In the Junior Division, Physics Category a middle school student won a second place.

##### **Intel International Science and Engineering Fair (ISEF)**

The high school team project won the first place American Meteorological Award and a \$20,000 scholarship from the Department of Homeland Security.

##### **Siemens Foundation**

A Peak to Peak High School senior competed in the Siemens Competition: Math, Science, and Technology and was nominated as a semifinalist for his science fair project from his junior year.

##### **Intel Talent Search**

A Peak to Peak High School senior competed in the Intel Talent Search with his science fair project from his junior year and was nominated as a semifinalist and received \$1,000. In addition, Peak to Peak received a \$1,000 check from Intel for his semifinalist status.

##### **Colorado State University Math Day Competition**

In a competition with approximately 90 students, three Peak to Peak students placed in the top ten percent of participants in the annual math competition.

##### **Math Counts**

In a competition between approximately 150 students from 23 schools, a team of four Peak to Peak Middle School students took third place at the district level and progressed to the state level.

##### **National Geographic Bee Competitor**

A sixth grade student won the school geography bee, earning the opportunity to compete in the Colorado State Geographic Bee.

##### **Scrapps National Spelling Bee Participant**

## Peak to Peak Accomplishments 2005-2009

A Peak to Peak Middle School student won the Daily Camera Regional Spelling Bee, securing her place at nationals. For the third year in a row, this student traveled to Washington, D.C. and competed with 272 other top spellers in the Scripps National Spelling Bee. The student progressed to the second round of the competition.

### **Speech and Debate Championships**

In only the second year of competition, a high school junior was recognized as Boulder County's top performer when she was placed second overall in poetry interpretation. A Peak to Peak senior finished fifth overall in impromptu speaking. Nine other Peak to Peak students placed in the top 12 of their respective events at the Colorado Speech and Debate State Festival. Five students were selected to compete in the Rocky Mountain North National Qualifying Meet.

### **Peak Scholar Awards**

Ten Peak to Peak seniors were recognized as Peak Scholars; four of these seniors received the school's highest award as Peak Scholars with Distinction (an average of three or higher on at least five AP tests, at least a 3.9 non-weighted GPA, and 150 hours of community service); three students received Peak Scholar with Honors (an average of three or higher on at least four AP tests, at least a 3.7 non-weighted GPA, and 125 hours of community service); and three students received Peak Scholar (an average of three or higher on at least three AP tests, at least a 3.5 non-weighted GPA, and 100 hours of community service).

### **Destination Imagination Winners**

Two teams competing in the regional Destination Imagination competition won first and second place and progressed to the Colorado State Destination Imagination Challenge. One of the teams received the da Vinci Award, the highest award given at the district tournament.

### **Brain Bowl Winners**

Three middle school teams competed in the Colorado and Wyoming Brain Bowl competition and made it to the elimination rounds. The seventh grade team achieved a second place and the eighth grade team placed fourth overall.

### **Rocky Mountain Talent Search**

A Peak to Peak eighth grade student was acknowledged by Rocky Mountain Talent Search as "Colorado's highest female eighth grade ACT composite, reading, and math score."

### **Editorial Writing Awards**

Peak to Peak students swept the Longmont Daily Times-Call editorial writing contest. Despite entries from high school students in three counties, our students earned all three top high school prizes. They won publication and cash prizes for their persuasive essays.

### **National Council for the Teachers of English Achievement Awards**

A Peak to Peak junior was selected to participate in the National Council for the Teachers of English Achievement Awards in Writing.

### **Chess State Champion**

A Peak to Peak second grader took first place in the Colorado State Chess Championship (K-3). He won a series of six matches to take this title. He represented Peak to Peak in the inter-school matches and won 19 of his 20 matches.

### **Readers and Leaders Program**

Sponsored by the State Farm Foundation, Peak to Peak's fourth grade students have authored ABC books for the incoming kindergartners. The program called "Readers and Leaders" proved to be a great learning experience for both the fourth graders and incoming kindergartners.

### **BVSD Annual Literary Magazine**

Several Peak to Peak students' work was published in the BVSD annual literary magazine, *Facade*.

## **ARTS RECOGNITIONS**

### **SpectraLink Art Award**

Two Peak to Peak students won awards in the SpectraLink Art Competition. They received monetary awards and their work is at SpectraLink, a Boulder-based wireless communications company.

### **Earth Day Celebration**

Earth Day posters made by elementary, middle, and high school art students were exhibited at NCAR for the Earth Day Celebration.

### **Yourhub.com**

Numerous digital art and photography students' work was published through the year on a community website and newspaper called Yourhub.com. Seven winners of the Flash Fiction contest's creative writing pieces were published on the front page of the Yourhub.com website.

### **Colorado's Conservation Trust Video Contest**

A Peak to Peak senior achieved second place in the Youth Voices for Conservation Video and Essay Contest.

### **Elitch Garden Music Festival**

All six Peak to Peak band, orchestra, and choral groups received gold medals at the Elitch Garden Music Festival. Four students received outstanding soloist awards.

### **Colorado Core Knowledge All-State Music Festival**

Thirty band, orchestra, and choir members were accepted from hundreds of applicants to participate in the Colorado Core Knowledge All-State Music Festival.

### **Western State Honors Orchestra Member**

A Peak to Peak junior was selected as a member of the Western State Honors Orchestra.

### **Puma Pride Choir to Sing at Carnegie Hall**

A local conductor has invited the Puma Pride Choir to perform with him at New York's Carnegie Hall in June 2007.

### **All-State Symphony Orchestra Member**

A Peak to Peak junior was selected as a member of the All-State Symphony Orchestra.

### **Stars of Tomorrow Talent Competition**

Two Peak to Peak High School student vocalists took first and second place at the Stars of Tomorrow Talent Competition.

### **Aspen Music Festival and School**

Peak to Peak will be represented in the highly competitive Aspen Music Festival and School by a senior.

### **Finalist in the Concerto Competition**

Denver Young Artists Orchestra selected a Peak to Peak High School student as a finalist in its annual Concerto Competition.

### **Ballet Nouveau Colorado**

## Peak to Peak Accomplishments 2005-2009

Several Peak to Peak students were awarded roles in Ballet Nouveau Colorado's annual production of the *Nutcracker*, the only full-length professional *Nutcracker* performed in the Denver Metro Area. A Peak to Peak junior performed the starring role of Clara.

### **Peak to Peak's Young Choreographers**

A Peak to Peak junior qualified to participate in Ballet Nouveau's highly regarded Young Choreographers' Showcase. After a year of study, each participant choreographs an original work and performs in pieces choreographed by other students.

### **Rocky Mountain Theater for Kids**

A Peak to Peak sixth grade student starred as one of the leads in the production of "A Cinderella Story" in Boulder. A junior from Peak to Peak had lead roles in productions of "Beauty and the Beast," "The Chronicles of Narnia," and "Fiddler on the Roof," which were also held in Boulder.

## **ATHLETIC RECOGNITIONS**

### **Varsity Soccer Team Wins State**

In its fourth year of competition, Peak to Peak boys' varsity soccer team won the 3A Colorado State Championship.

### **Hockey Team Wins Colorado State Championship**

In its second year of competition, Peak to Peak Pumas took the 2005 5A Colorado State Hockey Championship.

### **Metro League Champions**

All-state honors were awarded to five students. One student was nominated for the All Regional Soccer Team. Seven Peak to Peak students received all-conference honors in soccer, volleyball, and golf.

### **State Track Champion**

The Peak to Peak High School track and field team sent four competitors to state in 2006. A sophomore took first and third in state for the 300-meter and 100-meter hurdles, respectively.

### **Wendy's High School Heisman Award Program**

A Peak to Peak senior was recognized as one of the 20 state finalists for this program. He was recognized for his athletic achievements, academic excellence, and community service.

### **John Lynch Student Athlete Award**

A Peak to Peak student has been awarded the John Lynch Student Athlete Award. He was recognized for his athletic achievements, academic excellence, and community service.

### **Cheerleaders Honored with Academic Award**

The Peak to Peak cheerleading squad achieved the highest combined average GPA of any 3A sport in the state.

### **Golf Team Member Qualifies for State**

Peak to Peak's golf team achieved third place at the 4A East Regional Qualifying Tournament. A Peak to Peak sophomore qualified for state. He achieved sixth place at the state level.

### **Junior Olympic Slalom Team**

A Peak to Peak student qualified for the 13-14 year old Junior Olympic Slalom team.

## **CHARACTER & COMMUNITY SERVICE RECOGNITIONS**

### **Hurricane Katrina Water Drive**

With leadership from history teacher, Catherine Schyling, Peak to Peak students collected 1,800 individual water bottles (700 gallons) within only a few days. The water was shipped by American Mayflower, which generously volunteered to transport supplies to areas stricken by the storm.

### **Thousands of Items Donated to Local Food Banks**

Peak to Peak High School's junior class sponsored the school's annual food drive and collected and donated over 15,900 non-perishable food items to Lafayette's Sister Carmen Food Bank, the Erie Community Food Bank, and Mountain Ridge Community Church.

### **Successful Pet Food Drive**

To celebrate high school English teacher Megan Freeman's birthday, middle and high school English class students collected more than 1,800 pounds of pet food to benefit the local Humane Societies.

### **Books for Guatemalan Children**

Srta. Molina and Sr. Matthews' Spanish classes once again created approximately 100 books for children in Guatemala. The books will be used to help young Mayan students who live in isolated rural communities in their effort toward bilingualism in Spanish. Before sending the books to Guatemala, Sr. Matthews' Spanish 30 and 45 classes went to Pioneer Elementary to read their books to the kindergartners.

### **Service Learning Award**

The AP Literature class won a Project YES "Service Learning Excellence Award" for its outstanding commitment to promoting service learning in the Lafayette community. This year the class created beautiful murals honoring Dr. Martin Luther King and wonderful "literary" garden at Peak to Peak.

### **Coat Drive**

The National Junior Honor Society sponsored a successful coat drive. The coats were donated to "Share-A-Gift" with the Boulder Police Department.

### **Uwawayaki Learning Center, Tanzania**

Many Peak to Peak families participated in raising money and donating supplies for this orphanage in Tanzania. The National Junior Honor Society raised money with a book exchange/sale and by volunteering to clean Folsom Stadium after the Boulder Bolder. Middle school counselor, Andrea Salvo, plans to visit the orphanage during the summer of 2006 to deliver the supplies and money raised.

## **FACULTY AND STAFF RECOGNITIONS**

### **History Teacher of the Year**

The Daughters of the American Revolution, Arapahoe Chapter, named Kyle Mathews, History Department Chair, History Teacher of the Year.

## Peak to Peak Accomplishments 2005-2009

### **Boulder County Teacher of the Year**

Monica Bunting, a middle school English teacher, was named the runner-up for the Boulder County Teacher of the Year.

### **Impact on Education Award**

Andy Matthews, World Language Department Chair, as well as Kyle Mathews, History Department Chair, were both finalists for an Impact on Education Award.

### **Jared Polis Foundation**

Andy Matthews, World Language Department Chair, was one of only 15 teachers chosen for the Jared Polis Foundation Award honoring outstanding teachers from the Denver Metro area. Well over 100 teachers were nominated.

### **National Board Professional Teacher Certification**

Kristie Betts, secondary English teacher, earned a prestigious National Master Teacher Certification that is valid for ten years in all 50 states.

### **Most Inspirational Teachers of the Year**

Dan Reynolds, secondary math teacher, was named most inspirational teacher of the year in recognition of his outstanding contribution in the classroom and in the lives of his students. He was nominated by a Peak to Peak student.

### **Colorado State University Writing Project**

Heather Cyr, secondary English teacher, was selected to participate in the Colorado State University Writing Project and will be exploring writing and how to teach writing in a one-month long fellowship during the summer of 2006.

### **Soccer Coach of the Year**

Soccer coach, Peter Chandler, was named Coach of the Year for soccer by the Rocky Mountain News and the Colorado State Soccer Association.

### **Hockey Coach of the Year**

The Rocky Mountain News and the Colorado State Hockey Association named Peak to Peak's hockey coach, Jim Moffett, Coach of the Year for hockey.

### **High School (Administrator) Hero of the Week**

Anthony Fontana, Executive Principal, was named "High School Hero of the Week" by the Colorado High School Activities Association and IBM for his outstanding leadership contributions to Peak to Peak and the community.

## 2006-07 Accomplishments

### **ACADEMIC RECOGNITIONS**

#### **John Irwin School of Excellence**

Peak to Peak is the elementary, middle, and high school recipient of the "John Irwin School of Excellence" Awards, which are presented to the top eight percent of Colorado schools.

#### **"Excellent" State Ratings**

Elementary, middle, and high schools were ranked "Excellent," which is the top rating based on Colorado's statewide CSAP testing.

#### **ACT Scores Top of District and Third in State**

Peak to Peak's junior class of 2006 received an average composite score of 24.0 on the ACT test. This score was tied with Fairview High School for the highest in the district and third highest in Colorado.

#### **National Merit Finalists/Achievement Finalists**

Three Peak to Peak seniors were National Merit Finalists.

#### **College Preparatory Accreditation**

Peak to Peak is the only public school in Boulder Valley and the second in Colorado to receive College Preparatory Accreditation from the North Central Association (NCA). The NCA has awarded the college prep accreditation to 240 schools in the region, with only 20 public schools receiving this designation.

#### **Graduates Granted Scholarship Money**

The 2007 class of graduating seniors was awarded over \$4 million in scholarship money through 130 scholarships.

#### **College Acceptance**

Ninety-six percent of our graduating seniors have been accepted to and will attend college. The 81 seniors in the class of 2007 submitted 267 college applications and received 264 acceptances.

#### **High Number of Advanced Placement (AP) Tests**

More than 368 AP tests were taken in 2007, a year with 81 seniors in the high school's third graduating class.

#### **Boulder Valley Regional Science Fair**

Numerous awards were won by both participating Peak to Peak high school and middle school students. Some of these awards were Water Quality and Environmental Services, ASM Materials Education Foundation Award, Discovery Channel Young Scientist Challenge Award, The International Society of Optical Engineering Award, the U.S. Army Award, and the U.S. Navy/Marine Corps Award. In addition, there were several category awards. Two projects, a high school student and a middle school student, progressed to the Colorado State Science and Engineering Fair.

#### **Colorado State Science and Engineering Fair (CSEF)**

Two Peak to Peak students competed at the state level. A sophomore received first place in the Senior Division, Earth and Space Sciences Category for her project "Mitigating Global Warming by Using Albedo Geoengineering" along with three additional awards. A seventh grade student received a first place for his project in the Junior Division, Math and Computer Sciences as well as the Discovery Young Scientists Challenge 2007.

#### **State Science Olympiad Winners**

Following a third place finish in the Northern Colorado Regional Competition, the high school team earned a fourth place finish and a coach's plaque in the Colorado State Science Olympiad Competition. In addition, four students won first place individual event medals in the ecology and forensics events. The team also won fourth place in the Ocean Science Bowl and fifth place in the Science Bowl.

#### **Colorado State University Math Day Competition**

A senior and junior both scored in the top ten percent on the PROBE test at the 2006 Colorado State Math Day competition at Colorado State University.

## Peak to Peak Accomplishments 2005-2009

### **National Geographic Bee Competitor**

A seventh grade student who won the school geography bee finished fifth at the 2007 Colorado Geographic Bee, competing against 99 other semifinalists.

### **Regional Spelling Bee Participants**

In addition to the Peak to Peak Middle School student who won the *Daily Camera* Regional Spelling Bee securing her place at nationals, a Peak to Peak fourth grader who won the Peak to Peak Elementary Spelling Bee also competed in the *Daily Camera* Regional Spelling Bee and advanced to the fifth round of competition.

### **Scripps National Spelling Bee Participant**

A Peak to Peak Middle School student won the *Daily Camera* Regional Spelling Bee, securing her place at nationals. For the fourth year in a row, this student traveled to Washington, D.C. and competed with 286 other top spellers in the Scripps National Spelling Bee. The student progressed to the fifth round of the competition.

### **Speech and Debate Championships**

In only the third year of competition, two high school juniors competed at the National Forensics Tournament after first and second place finishes in Original Oratory at Colorado's National Qualifying Tournament. One of the students was also the first alternate in the Lincoln-Douglas Debate category. Four other Peak to Peak students also qualified to compete at Colorado's National Qualifying Tournament. Prior to that competition, Peak to Peak students won 18 awards at the Colorado State Speech and Debate Festival.

### **Peak Scholar Awards**

Seventeen Peak to Peak seniors were recognized as Peak Scholars; nine of these seniors received the school's highest award as Peak Scholars with Distinction (an average of three or higher on at least five AP tests, at least a 3.9 non-weighted GPA, and 150 hours of community service); five students received Peak Scholar with Honors (an average of three or higher on at least four AP tests, at least a 3.7 non-weighted GPA, and 125 hours of community service); and three students received Peak Scholar (an average of three or higher on at least three AP tests, at least a 3.5 non-weighted GPA, and 100 hours of community service).

### **Destination Imagination Winners**

Two teams competing in the regional Destination Imagination competition won first and second place and progressed to the Colorado State Destination Imagination Challenge.

### **Brain Bowl Winners**

The seventh grade Brain Bowl team finished first in the Colorado and Wyoming Brain Bowl competition.

### **Rocky Mountain Talent Search**

A Peak to Peak fifth grade student received a perfect score (100 percent) on the math section of the Explore test given through the Rocky Mountain Talent Search. Of the 193 fifth graders who took this test, only six scored in the 20-25 percent range in math; this student scored in the top 25 percent overall for the entire test in the seven-state region on this eighth grade assessment.

### **Chess State Champion**

The Peak to Peak Middle School chess team won first place in the Boulder Valley Chess League, Middle School Division, with an undefeated record.

### **Readers and Leaders Program**

Sponsored by the State Farm Foundation, Peak to Peak's fourth grade students have authored ABC books for the incoming kindergartners. The program called "Readers and Leaders" proved to be a great learning experience for both the fourth graders and incoming kindergartners.

### **International Global Leadership Program**

A Peak to Peak junior was chosen to attend the International Global Leadership Program in Vienna, Prague, and Budapest during the summer of 2007.

## **ARTS RECOGNITIONS**

### **SpectraLink Art Award**

The Peak to Peak arts department was awarded \$1,000 in support of high school art by SpectraLink, a Boulder-based wireless communications company.

### **Earth Day Celebration**

Earth Day posters made by elementary, middle, and high school art students were exhibited at NCAR for the Earth Day Celebration.

### **Yourhub.com**

Numerous digital art and photography students' work was published through the year on a community website and newspaper called Yourhub.com.

### **Lafayette Oatmeal Festival**

Numerous elementary students' artwork was selected to display at the Lafayette Oatmeal Festival.

### **Anime Contest Winner**

A Peak to Peak sophomore was awarded first place in an anime art contest at the Broomfield Library.

### **Destination Imagination Design Contest Winner**

A Peak to Peak senior won first place for a design he created for the Destination Imagination contest t-shirts. All Destination Imagination participants wore t-shirts with his design, and he was honored with a \$100 savings bond.

### **Artwork in the Daily Camera**

The self-portrait of a Peak to Peak senior was featured on the front page of the education section in the *Daily Camera*. The artwork of numerous other Peak to Peak artists was also selected for publication in the *Daily Camera* throughout the school year.

### **U.S. Wildlife Design Contest**

Two Peak to Peak fifth grade students placed second and third in the U.S. Fish and Wildlife Service's Colorado Junior Duck Stamp Conservation and Design Program contest supporting conservation education.

### **Elitch Garden Music Festival**

The Phoenix Fire Choir, Concert Orchestra, Concert Band, and Wind Symphony were each awarded a gold medal at the 2007 Elitch Garden Music Festival. Three students received outstanding soloist awards.

### **Colorado Core Knowledge All-State Music Festival**



## Peak to Peak Accomplishments 2005-2009

Twenty-five band, orchestra, and choir members were accepted from hundreds of applicants to participate in the Colorado Core Knowledge All-State Music Festival.

### **Puma Pride Choir Performs at Carnegie Hall**

Forty members of the Puma Pride Choir performed at New York City's Carnegie Hall. They joined members of Broomfield's Colorado Repertory Singers, Broomfield Civic Chorus, South Suburban Christian Church Chancel Choir, and New York's Warwick Valley Chorale. Colorado Repertory Singers' director, Ronald Williams, led the group in a performance of Gabriel Faure's "Requiem."

### **Adams State College Honor Choir**

Two juniors were selected from hundreds of students who auditioned to join the Adams State College Honor Choir Festival.

### **Regional Classical Singers Competition**

A senior vocalist finished in first place at the Regional Classical Singers Competition at Colorado State University. This qualified him to compete in San Francisco in the semifinals of the third annual Classical High School Singer Competition.

### **Stars of Tomorrow Talent Competition**

A senior vocalist took first place in Best in Show and in the senior classical division of the Stars of Tomorrow Talent Competition. He continued on to compete in a regional competition. A junior vocalist placed first in the senior contemporary division and runner-up in Best in Show.

### **Interlocken Center for the Arts**

A junior vocalist was accepted to Michigan's Interlocken Center for the Arts summer program in the Advanced Choral and Operetta division.

### **Piano Competition Winner**

A junior took 1<sup>st</sup> place at the Colorado State Music Teachers' Association competition in Denver and finished 2<sup>nd</sup> at the Yamaha Wells Music Competition.

### **Ballet Nouveau Colorado Nutcracker**

Several Peak to Peak students were awarded roles in Ballet Nouveau Colorado's annual production of *The Nutcracker*, the only full-length professional *Nutcracker* performed in the Denver Metro Area.

### **Peak to Peak's Young Choreographers**

Two Peak to Peak students qualified to participate in Ballet Nouveau's highly regarded Young Choreographers' Showcase. After a year of study, each participant choreographs an original work and performs in pieces choreographed by other students.

### **MetroBeat TV Broadcast**

Two high school students participated in Student Voices on Comcast's MetroBeat TV.

### **Best Supporting Actor in a Professional Children's Theater**

A fourth grade student was awarded the Best Supporting Actor of 2006-2007 by the Peanut Butter Players Lunch Bunch Professional Children's Theater.

### **Colorado Community Theater Festival Participation**

Six Peak to Peak High School students participated in the Colorado Community Theater Festival in Idaho Springs.

## **ATHLETIC RECOGNITIONS**

### **Peak to Peak High School Ninth in Colorado**

The Peak to Peak High School athletic program was ranked 9<sup>th</sup> in Colorado among Class 3A high schools and 42<sup>nd</sup> overall among 330 Colorado high schools in the February 2007 *Mile High Sports Magazine*. This ranking placed the Peak to Peak athletic program 2<sup>nd</sup> in the Boulder Valley School District.

### **Boys' Varsity Soccer Team Qualifies for State**

The Peak to Peak boys' varsity soccer team made it to the quarter finals in the Colorado State 3A Soccer Championship Tournament.

### **Metro League Soccer Champions**

The Peak to Peak boys' varsity soccer team finished the season as the Metro League Champions.

### **Girls' Varsity Soccer Team Qualifies for State**

The Peak to Peak girls' varsity soccer team made it to the Sweet 16 in the Colorado State 3A Soccer Championship Tournament.

### **Soccer Athlete Selected for Second Team All-Conference Squad**

A Peak to Peak High School junior girl was selected for the second string All-Conference Boulder County Soccer Team.

### **Colorado State Track Champions**

The Peak to Peak High School track and field team sent seven competitors to the Colorado State Track Meet. A Peak to Peak junior girl was the state champion in the 100-meter and 300-meter hurdles. A Peak to Peak girls' relay team was the 4x400-meter relay champions. Another Peak to Peak High School athlete finished third in the boys' 400-meter dash. Another girls' relay team finished fourth in the 4x400-meter relay and a junior girl finished fifth in the 800-meter and 1600-meter runs.

### **Boulder County Track Champion**

A Peak to Peak High School junior girl set a new record in the 300-meter hurdles at the Boulder County Track and Field Championships, breaking the record set in 1981 and received the Outstanding Performance by a Female Athlete Award.

### **Senior Athlete Signs National Letter of Intent**

A Peak to Peak High School senior athlete signed a national letter of intent to play men's soccer for the Colorado School of Mines in Golden. This student was a right defender on the school's 2005 3A Colorado State Championship soccer team, a team captain on the 2006 varsity team, Class 3A All-State Soccer in 2005 and 2006, and a Dean's List scholar.

### **Peak to Peak Swimmer League Champion**

A Peak to Peak High School senior athlete finished as league champion, 5<sup>th</sup> in Boulder County, and qualified for the state tournament in diving. Six other high school girls were also strong competitors in league competitions and one was voted the 2007-2008 captain for the Centaurus High School girls' swim team.

### **Peak to Peak Swimmer Qualifies for Colorado State Competition**

A senior boy qualified for state swimming with the Monarch High School swim team in the 100-yard butterfly, the 100-yard backstroke, men's 400-yard IM relay, and men's 400-yard freestyle relay.

### **Peak to Peak Swimmer Competes at Nationals**

## Peak to Peak Accomplishments 2005-2009

A sophomore girl competed with her Rocky Mountain Splash synchronized swim team at the National Championship in Ohio and the U.S. Junior Open in Honolulu, Hawaii.

### **Cheerleader Wins National Title**

A Peak to Peak Middle School student's competitive cheerleading squad won a national title in Senior Level 3 at the American Grand Championships in Anaheim, California.

### **President's Challenge Awards**

All second through fifth grade students took the President's Challenge and 22 students earned the Presidential Award by testing in the 85th percentile or above in all events, while 76 students earned the National Award by testing in the 50th-84th percentiles.

### **State Gymnastics Competition**

A Peak to Peak sixth grade student and fifth grade student qualified and competed as level fours in the Colorado State Gymnastics' Championship.

### **Blackjack U.S.A. Gymnastics Vault Champ**

A Peak to Peak fourth grade student competed in the Blackjack U.S.A. Gymnastics Meet in Las Vegas, Nevada against competitors from all over the United States and tied for first place as a level five on the vault.

### **Peak to Peak Junior Bodybuilding Champ**

A junior won first place in the Junior Class Division at the 2007 Mountain States Peak Performance Championship and won first place in the Teen Division at the 2007 NPC Northern Colorado Bodybuilding Championship.

### **Peak to Peak Karate Champion**

A freshman represented Colorado at the National Karate Championship in West Virginia in July 2007. She won gold medals in both kata and sparring at the International Championships and at a competition in Lakewood.

### **Peak to Peak Basketball Team Undefeated**

The fifth grade boys' basketball team finished the season undefeated in the YMCA basketball league.

## **CHARACTER & COMMUNITY SERVICE RECOGNITIONS**

### **2007 Metropolitan Mayors and Commissioners Youth Award**

A Peak to Peak junior was recognized by the Boulder County Commissioners as one of four regional 2007 Metropolitan Mayors and Commissioners Youth Award honorees. Some of the student's activities included being a math tutor, helping to raise money for the Rocky Mountain Wildlife Conservation Reserve, and working to secure donations for an international non-profit, All Together Now, which is a group that supports hospitals and orphanages in Nepal.

### **Thousands of Items Donated to Local Food Banks**

Peak to Peak High School's junior class sponsored the school's annual food drive and collected and donated over 16,000 non-perishable food items to Lafayette's Sister Carmen food bank.

### **Successful Pet Food Drive**

To celebrate high school English teacher Megan Freeman's birthday, middle and high school English class students collected more than 1,800 pounds of pet food to benefit the local Humane Societies.

### **Books for Guatemalan Children**

Srta. Molina and Sr. Matthews' Spanish classes once again created approximately 100 books for children in Guatemala. The books will be used to help young Mayan students who live in isolated rural communities in their effort toward bilingualism in Spanish. Before sending the books to Guatemala, Sr. Matthews' Spanish 30 and 45 classes went to Pioneer Elementary to read their books to the kindergartners.

### **AmeriCorps Service Program**

A Peak to Peak High School senior was accepted to the AmeriCorps National Civilian Community Corps one-year service program based in California. The mission of AmeriCorps is to strengthen communities and develop leaders through direct, team-based national and community service.

### **Coat Drive**

The National Junior Honor Society sponsored a successful coat drive. The coats were donated to Share-A-Gift with the Boulder Police Department.

### **Mother Bear Project**

The National Junior Honor Society sponsored advanced high school art classes that knitted bears to send to The Mother Bear Project, which is dedicated to providing comfort and hope to children who are either infected or affected by HIV/AIDS in emerging nations.

### **Student Volunteer Impact at Local Hospital**

A Peak to Peak High School freshman gave over 200 hours of volunteer service over an eight-month period to a local hospital. She developed many procedures that are used in newborn photography and was considered a critical member of the Mom/Baby team.

### **Scouting Achievements**

Two Peak to Peak High School students achieved the rank of Eagle Scout, which is the highest achievement in Boy Scouts of America. A middle school student earned a Bronze Award, which is the highest award given in Junior Girl Scouts.

### **Boulder County Youth Corps Service Program**

A Peak to Peak Middle School student was selected as one of 80 applicants to work for the Boulder County Youth Corps out of over 380 applicants. Peak to Peak's commitment to core values, character building, and community involvement prepared this student to stand out as an enthusiastic candidate.

## **FACULTY AND STAFF RECOGNITIONS**

### **Best Library Website in District**

The Peak to Peak library website was voted the best juried website in the Boulder Valley School District.

### **Fund for Teachers' Grant Recipients**

English teacher, Kristie Betts Letter and English Department Chair, Megan Freeman won professional development grants from the Fund for Teachers, which supplies grants to teachers to support summer sabbaticals. Ms. Letter and Ms. Freeman's grants funded their attendance to the Ouray Writers' Retreat.

## Peak to Peak Accomplishments 2005-2009

### Impact on Education Award Finalists

Megan Freeman, English Department Chair and Pam Force, secondary librarian were both finalists along with Peak to Peak Board of Directors Vice President, Sheryl Shafer for an Impact on Education Award.

### Center for Teaching East Asia Acceptance

Catherine Schyling, secondary history teacher, was accepted to the very competitive summer seminar "Visualizing Japan: Teaching History Through Art" at the Center for Teaching East Asia at the University of Colorado at Boulder.

### Mikkelson Foundation Scholarship Award

Justin Silcox, secondary science teacher, earned a prestigious Mikkelson Foundation award worth over \$2,000 to take part in professional development opportunities. He participated in a Biological Science Curriculum Study (BSCS) Keys to Science Institute entitled "Scientific Inquiry: Research and Practice" and a one-year online asynchronous professional development course and moderated professional learning community.

### Master's Degree Awards: Several Peak to Peak teachers who earned a Master's Degree

Andy Matthews, secondary World Language Department Chair, graduated from the University of Colorado at Boulder with a Master's Degree in Multicultural and Bilingual Education; April Wilkin, a fourth grade teacher, graduated from the University of Colorado at Boulder with a Master's Degree in Curriculum and Instruction in Literacy K-12; and Lisa Gjellum graduated from Regis University with a Master's Degree in Education with an emphasis on Professional Leadership.

### Teachers Receive Principal Licensure

Lisa Gjellum, second grade teacher and Brendon Feddema, Dean of Students earned principal licensure through Regis University.

### Soccer Coach of the Year

The Rocky Mountain News and the Colorado State Soccer Association named soccer coach, Peter Chandler, Coach of the Year.

### Teacher Licensing Program Acceptance

Secondary librarian, Pam Force, received a statement of eligibility and will participate in the alternative teacher-licensing program in the 2007-2008 school year.

## 2007-08 Accomplishments

### ACADEMIC RECOGNITIONS

#### Top National Honor

Peak to Peak High School was named the 40th best public high school in the nation by *Newsweek* magazine. With 27,000 U.S. high schools, Peak to Peak is one of the top 0.2% nationally and the only Colorado school to rank in the top 100.

#### Another Top National Ranking

Ranked 47th in the country by *U.S. News & World Report*, Peak to Peak High School was named a 2008 Gold Medal School.

#### Number One in the Denver Region

Named the number one high school in the seven-county Denver metropolitan area by *5280* magazine. The publication analyzed multiple criteria to review both public and private metro high schools.

#### John Irwin School of Excellence

Peak to Peak's elementary and middle schools have each been the recipient of four John Irwin School of Excellence Awards, and the high school has received a John Irwin Award each of the five years it has been eligible. The awards are presented to the top eight percent of Colorado schools.

#### "Excellent" Colorado State Ratings

Elementary, middle, and high schools were once again ranked "Excellent," which is the top rating based on Colorado statewide CSAP testing.

#### ACT Scores Top of District and Third in State

Peak to Peak's junior class of 2007 received an average composite score of 24.9 on the ACT test. This was again the highest score in the district and the third highest in Colorado.

#### National Merit Finalists/Achievement Finalist

Ten Peak to Peak seniors were named National Merit Semi-Finalists, and eight additional students were recognized as commended. All of Peak to Peak's Semi-Finalists qualified as National Merit Finalists. While Peak to Peak made up 4.5% of the school district's graduating class, it represented 22% of the district's National Merit Finalists.

#### College Preparatory Accreditation

Peak to Peak is the only public school in Boulder County and the second in Colorado to achieve College Preparatory Accreditation from the North Central Association (NCA). The NCA has awarded the college prep accreditation to 237 private schools in its region, while only 23 public schools have received this designation.

#### Graduates Granted Scholarship Money

The 2008 class of graduating seniors was awarded nearly \$6.5 million in scholarship money, averaging \$68,654 per student.

#### Ivy League Universities

With only 94 graduating seniors, Peak to Peak students were accepted into five of the Ivy League Universities.

#### Selective College Acceptances

Sixteen percent of Peak to Peak's students were accepted into the nation's most selective schools; 70% were accepted into the most and more selective schools; and 87% percent were admitted to more or most selective colleges.

#### College Choices

Peak to Peak seniors had their choice of colleges, with nearly three and one-half college acceptances per student.

#### High Number of Advanced Placement Tests

With 94 seniors, 423 Advanced Placement (AP) tests were taken during the 2007-2008 school year.

#### Boulder Valley Regional Science Fair

Peak to Peak students earned nine 1<sup>st</sup> place awards, eight 2<sup>nd</sup> place awards, and eight additional students received 3<sup>rd</sup> place awards in the Boulder Valley Regional Science Fair competition. At the regional fair, two high school projects and one middle school project were able to progress to the Colorado State Science and Engineering Fair and, additionally, one of the high school projects was nominated to go to the Intel International Science and Engineering Fair and the eighth grade student was nominated to go as a representative observer to the Intel

## Peak to Peak Accomplishments 2005-2009

International Science and Engineering Fair from the school district (expenses paid for by the district).

### **Colorado State Science and Engineering Fair (CSEF)**

A junior from Peak to Peak High School won first place, best individual project, senior division, first place in the Earth and Planetary Sciences Category, three special awards, and an all-expense paid trip to the Intel International Science and Engineering Fair (ISEF) for her project, "Analyzing Arctic Solar Flux and Ice Extent Loss Projections." Another project by a team from Peak to Peak High School won two special awards and was a team nomination from their category of Physics. The middle school project won second place, junior division, in the Computer Sciences Category and a special award.

### **Intel International Science and Engineering Fair (ISEF)**

A junior from Peak to Peak won 4<sup>th</sup> place in her category of Earth and Planetary Sciences and five other awards totaling \$15,000. ISEF is the world's premier international pre-college science and engineering competition where students from 47 countries (1,600 projects) other than the United States compete.

### **National Geographic Bee Competitor**

After winning the Peak to Peak Geography Bee, a seventh grade student finished fifth at the 2007 Colorado Geographic Bee, competing against 99 other semi-finalists.

### **Peak Scholars Awards**

Twenty-seven Peak to Peak seniors were recognized as Peak Scholars; 19 of these seniors received the school's highest award as Peak Scholars with Distinction (an average of three or higher on at least five AP exams, at least a 3.0 non-weighted GPA, and 150 hours of community service); two students received Peak Scholar with Honors (an average score of three or higher on at least four AP exams, at least a 3.7 non-weighted GPA, and 125 hours of community service); and six students received Peak Scholar (an average score of three or higher on at least three AP exams, at least a 3.5 non-weighted GPA, and 100 hours of community service).

### **Destination Imagination**

Two elementary teams competing in the regional Destination Imagination competition won awards for their entries in the "I've Got a Secret!" and "Hit or Myth" categories.

### **Chess State Championship**

The Peak to Peak Elementary School chess team won 2<sup>nd</sup> place in the eastern division, qualifying them to compete in the league finals where they placed fourth.

### **Elementary Student Reports for the Denver Post**

A fifth grade Peak to Peak student was chosen as a Youth News Reporter for the *Denver Post*.

### **UNC Mathematics Contest Success**

With 1,884 students from 61 schools around Colorado, seven of Peak to Peak's Math Club students who competed in the 2007 UNC Mathematics Contest advanced to the next round.

### **Speech and Debate Championships**

The Peak to Peak high school forensics program has risen to incredible competitive success, culminating in four state championship titles at this year's festival tournament. Out of 22 schools from around the state of Colorado and hundreds of competitors, Peak to Peak claimed 25 awards, with 16 out of 25 students making the final rounds of their events and taking the top award in four of the nine events entered. A senior from Peak to Peak will compete for the second year in a row at the National Forensics Tournament in June. In addition, the Peak to Peak team won the Rocky Mountain North National Forensic League's Small School Sweepstakes award and trophy. This award is given to the school with the most rounds of competition out of its top 15 competitors.

### **National Ocean Science Bowl Competition**

The Peak to Peak High School science bowl team earned a third place trophy at the National Ocean Science Bowl Competition for the Colorado, Wyoming, Kansas, and Nebraska region held at the University of Colorado in Boulder.

### **Mock Trial**

The Peak to Peak mock trial team completed a top ten finish at the Colorado competition in March after winning the district competition.

### **Optimist Brain Bowl**

Peak to Peak's sixth grade optimist brain bowl team won the 2008 North Region Optimist Regional Brain Bowl tournament at Fairview High School. They competed against schools from all over northern Colorado and southern Wyoming. Five Peak to Peak Middle School teams competed, with three "A" teams making the top seeds for the afternoon elimination rounds.

### **Rocky Mountain Talent Search**

Two Peak to Peak ninth grade students finished among the top ten percent of participants in the Rocky Mountain Academic Talent Search and were awarded "Highest Honors" certificates. A seventh grader also participated and was awarded a "Highest Honors" certificate. He also was the top scorer in Colorado among seventh graders in ACT math, ACT reading, SAT critical reading, and SAT combined (reading and math). In addition, a ninth grader and a sixth grader were both awarded "Honors" certificates from the Rocky Mountain Talent Search.

### **Math Counts**

A seventh grade student represented Peak to Peak at the Colorado statewide Math Counts competition. He finished 18<sup>th</sup> out of 178 middle-school participants. This is the fourth year in a row that Peak to Peak has had a team or individual advance to the state level competition.

## **ARTS RECOGNITIONS**

### **Artwork Chosen for City Displays**

Thirteen Peak to Peak artists had work chosen by the city of Lafayette for citywide art displays.

### **All-State Music Selections**

Seven Peak to Peak High School music students were selected to be in the 2008 Colorado All-State Choir, All-State Band, and All-State Orchestra. They were selected from thousands of students from across Colorado who auditioned for these high-profile honor ensembles.

### **Studio B Cast Selections**

A Peak to Peak High School sophomore and three middle school students auditioned and were selected for the Studio B cast as two hosts and two reporters.

### **Shape Shifters Art Show**

Twelve Peak to Peak art students were chosen for the "Shape Shifters, Investigations of Climate Change: Recent Evidence and Future Visions."

### **Lafayette Oatmeal Festival**

## Peak to Peak Accomplishments 2005-2009

Fifteen elementary students' art work was selected to display at the Lafayette Oatmeal Festival.

### **Ballet Nouveau Colorado**

Several students were awarded roles in Ballet Nouveau Colorado's annual professional production of *The Nutcracker*, the only full-length professional *Nutcracker* performed in the Denver metropolitan area. A sixth grade student performed the lead role of Clara.

## **ATHLETIC RECOGNITIONS**

### **All-Conference Teams**

Fifteen Peak to Peak athletes were named to all-conference athletic teams, including golf, soccer, volleyball, cross country, and softball.

### **Varsity Soccer**

The girls' varsity soccer team finished second in the Metro League and advanced to the semifinals in the Colorado State Championship Tournament.

### **Rocky Mountain News All-State Soccer Selections**

Three Peak to Peak girls' varsity soccer players were selected to 3A All-State honors by the Rocky Mountain News, one as First Team and two as Honorable Mentions.

### **NSCAA All-State Soccer Selection**

Once girls' varsity soccer player was selected 3A All-State First Team and one was selected as 3A All-State Second Team by the National Soccer Coaches Association of America (NSCAA).

### **Golf Regional Title**

The boys' varsity golf team won its first ever regional golf title during the 4A Metro-East competition and qualified for state competition.

### **Cross Country Championships**

Both the boys and girls' cross country teams won their first Metro League titles, and the girls' went on to finish first at the Regional Cross Country Meet and the boys finished second. The girls continued on to win second place at the state championship. Coach Flamer was named the Metro League Coach of the Year.

### **Varsity Swim Team**

The girls' varsity freestyle and medley relay teams finished in the top six at the 4A district competition. A high school freshman also finished second in the 50-meter and 100-meter freestyle events the Colorado State Championships and competed in the Western U.S. Sectionals.

### **Division I Letter of Intent**

A Peak to Peak senior signed a letter of intent to play volleyball at DePaul University, a Division I school and a member of the Big East Conference.

### **CHSAA Academic Team Championship Nominations**

The following Peak to Peak High School fall athletic teams qualified to be nominated as CHSAA Academic Team Champions: Cross Country/Boys (3.39), Cross Country/Girls (3.83), Golf/Boys (3.50), Softball (3.53), and Volleyball (3.57). Teams must have a minimum 3.20 cumulative GPA to qualify for the nominations.

### **U.S. Academic All-American Lacrosse**

A senior from Peak to Peak High School was named to the U.S. Academic All-American 2007 Lacrosse Team.

### **National Youth Baseball Hall of Fame Induction**

A Peak to Peak seventh grade student was inducted into the National Youth Baseball Hall of Fame in Cooperstown, New York.

## **CHARACTER & COMMUNITY SERVICE RECOGNITIONS**

### **St. Vrain Community Service Award**

A senior from Peak to Peak High School was selected as a 2008 recipient of the St. Vrain Community Service Award.

### **Change Maker Award**

A senior from Peak to Peak High School received the Lafayette Youth Recognition "Change Maker Award" from Project YES and the *Lafayette News*. She was the most nominated teen, primarily for her work in leading the Peak to Peak food drive for the Sister Carmen Family Assistance Center.

### **Sister Carmen Penny Drive**

A senior from Peak to Peak High School organized a penny drive and raised \$1,478 for the Sister Carmen Family Assistance Center in Lafayette.

### **Culture of Giving Art Contest**

Twenty-seven middle school and high school students competed in the fifth annual Culture of Giving Art Contest. This year's theme focused on specific Boulder County non-profits' work in our community.

### **Share-A-Gift Donations**

The Peak to Peak National Junior Honor Society sponsored a Share-A-Gift toy collection. It was truly amazing to watch the scores of Peak to Peak students who ventured to a cold warehouse in Boulder during December to help those less fortunate. The students' tremendous Spanish skills, hard work, and leadership put holiday smiles on hundreds of people.

### **Donations to Comfort HIV/AIDS Infected Children**

Art students knitted teddy bears and sent them to the Mother Bear Project, a non-profit organization dedicated to providing comfort and hope to children, primarily those affected by HIV/AIDS in emerging nations.

### **Coat Drive**

Peak to Peak students sponsored a successful coat drive and the coats were donated to the Rotary Club coat drive.

## **FACULTY AND STAFF RECOGNITIONS**

### **Charter Friend Award**

Peak to Peak Charter School's Executive Principal, Tony Fontana, was honored with the Charter Friend Award for School Leadership at the 14th Annual Colorado League of Charter Schools Conference. Mr. Fontana was chosen in part for his work leading Peak to Peak on the road toward excellence and a Top 100 School, his connection with the students and staff, and his interest in positively impacting education across

## Peak to Peak Accomplishments 2005-2009

Colorado.

### **Spanish Teacher Award**

Andy Matthews, Chair of the World Languages Department, was selected as the 2008 Colorado Outstanding Spanish Language Teacher by the University of Northern Colorado.

### **Pen Pals**

Peak to Peak second graders enjoyed a pen-pal relationship with soldiers in Iraq. A U.S. Marine home from his third tour of duty in Iraq stopped by to visit his friends at Peak to Peak.

### **Wellness Day**

The Wellness Committee at Peak to Peak Charter School conducted Wellness Day on October 25, 2007. Wellness Day was an all-school, all-day event that introduced our students to a variety of health and wellness topics including presentations from REI, Leave No Trace, the Boulder Recycling Center, Lafayette Recreational Center, and many more with a keynote presentation from Karl Mecklenburg.

### **Enrollment Communities**

Peak to Peak welcomed students from 22 different Colorado communities.

## 2008-09 Accomplishments

### **ACADEMIC RECOGNITIONS**

#### **Top National Ranking**

Peak to Peak High School was again named a 2009 Gold Medal School by *U.S. News & World Report*, ranking 69th in the country. For the second year in a row, Peak to Peak High School was also named a Top 100 School by *Newsweek* magazine. In 2009, the school ranked 61st out of approximately 27,000 public high schools in the nation and was the only Top 100 school in Colorado.

#### **Among Top Schools in the Denver Region**

Peak to Peak High School was named the number one school in the Denver metropolitan area by *5280* magazine in 2007. In 2008, *5280* magazine discontinued their school rankings but instead evaluated elementary, middle and high schools based on 14 criteria. The entire Peak to Peak school, K-12, was recognized for academic excellence, community service, community engagement, multi-grade engagement, diverse academic programs, and character and cultural literacy of students.

#### **John Irwin School of Excellence**

Peak to Peak's elementary and middle schools have each been recipients of five "John Irwin School of Excellence" Awards, and the high school has received a John Irwin Award each of the six years it has been eligible. The awards are presented to the top eight percent of Colorado schools.

#### **"Excellent" State Ratings**

Peak to Peak elementary, middle and high schools were once again all ranked "Excellent," the top rating based on statewide CSAP testing by the State of Colorado.

#### **ACT Scores Highest in District, Second in State**

Peak to Peak's junior class of 2008 achieved a new school record, receiving an average composite score of 25.4 on the ACT test. This was the highest score in the Boulder Valley School District and second highest in the state.

#### **National Merit Finalists**

Five Peak to Peak seniors were named National Merit Scholarship Finalists, and nine additional students were recognized as commended. While our seniors made up 4.5% of the school district's graduating class, 13% of the district's National Merit Finalists were from Peak to Peak. Nationwide, just 15,000 finalists and 34,000 commended students are named among the 1.5 million juniors who take the PSAT.

#### **College Preparatory Accreditation**

Peak to Peak is the only public school in Boulder County and one of only two schools in Colorado to achieve College Preparatory Accreditation from the North Central Association (NCA). The NCA has awarded college prep accreditation to 232 private schools in its region, while only 31 public schools have received this designation.

#### **Graduates Granted Scholarship Money**

The 2009 class of graduating seniors was awarded \$7.8 million in scholarship money. With 95 graduates, this averages \$82,420 in scholarship offers per student.

#### **College Choices**

Peak to Peak seniors had their choice of colleges, with an average of more than four college acceptances per student.

#### **Selective College Acceptances**

Of the 416 college acceptances achieved by the 2009 seniors, eight percent were into the nation's 'Most Competitive' schools and 65 percent of acceptances were into 'Highly Competitive' or 'Most Competitive' colleges or universities.

#### **High Number of Advanced Placement Tests**

In 2009, a record 242 Peak to Peak students took 542 Advanced Placement (AP) tests in 19 different content areas. These college-level courses are accepted for credit by thousands of universities nationwide.

#### **AP Scholar Achievements**

Eighty-two Peak to Peak High School students qualified for AP Scholar distinctions based on the Spring 2008 AP (Advanced Placement) exams taken. Ten students qualified for the **National AP Scholar** Award by earning an average grade of 4 or higher on a 5 point scale on all AP exams taken and a grade of 4 or high on eight or more of these exams. Thirty students earned the **AP Scholar with Distinction** award (average grades of at least 3.5 on all AP exams and grades of 3 or higher on five or more exams). Twelve students qualified for the **AP Scholar with Honor** award, (grades of at least 3.25 on all AP exams and grades of 4 or higher on four or more exams). Thirty students qualified for the **AP Scholar** Award (Three or more AP exams with grades of 3 or higher). Only 18% of the 1.6 million students worldwide who took AP exams performed at sufficiently high levels to earn an AP Scholar award or higher.

#### **National Hispanic Scholars**

Two Peak to Peak seniors were recognized as National Hispanic Program Scholars, based on outstanding PSAT scores and GPAs. Only 5,000 of 200,000 eligible students received this award.

#### **Peak Scholar Diplomas**

## Peak to Peak Accomplishments 2005-2009

Thirty-five Peak to Peak seniors received Peak Scholar diplomas. The Peak Scholar program indicates to selective colleges that students who achieve this honor have excelled in AP exams, GPA, leadership and community service. Twenty-five 2009 graduates received the school's highest award, being recognized as **Peak Scholars with Distinction** (an average of 3.5 or higher on at least five AP exams, at least a 3.9 weighted GPA, and 150 hours of community service); six students received **Peak Scholar with Honors** (an average score of 3.25 or higher on at least four AP exams, at least a 3.7 weighted GPA, and 125 hours of community service); and four students received **Peak Scholar** (an average score of 3 or higher on at least three AP exams, at least a 3.3 weighted GPA, and 100 hours of community service).

### Science Olympiad Winners

Peak to Peak's Science Olympiad team placed fourth out of 24 teams at the Northern Regional Science Olympiad Tournament. The team advanced to the state-level competition at the School of Mines and placed 4<sup>th</sup> in the state.

### Speech & Debate Championships

The Peak to Peak Forensics program has again proven to be a competitive success. For the second year in a row, the team took home a state championship title. Out of 22 schools from around the state and hundreds of competitors, Peak to Peak claimed 27 awards. A sophomore earned 1st place in the category of Original Oratory and will go on to compete at the National Forensics Tournament. A team of seniors took 2nd in the state in the Duet Drama category. A junior took 2nd place in Value Debate. Overall, ten students made the finals and placed in the top six spots of their events at state. Nine students also made it to the semifinals.

Eight students were recognized with excellence awards for an outstanding performance. In all, 32 Peak to Peak students competed at the state level.

### National Ocean Sciences Bowl Competition

The high school Ocean Sciences Bowl team earned a 3rd place trophy at the National Ocean Sciences Bowl (NOSB) Competition for the Colorado, Wyoming, Utah and South Dakota region, which was held at CU-Boulder in February 2009.

### Mock Trial

The 2008/09 High School Mock Trial team competed in the Regional Mock Trial Competition on February 20-21 and placed 3rd in the region.

### Essay Contest Winner

A senior won the Colorado League of Charter Schools/College Invest Essay Contest. The essay topic was: "How is your charter school preparing you for college and/or making your dreams come true?" More than 900 essays were submitted. As the 1st place winner in the state's high school competition, she received a scholarship award presented by the Lt. Governor and read her essay at the State Capitol.

### Regional Science Fair Achievements

Fifteen Peak to Peak students competed in the regional science fair competition. Numerous awards were presented to students in individual science categories. At the elementary school level, one student placed 1st, one placed 2nd and four achieved 3rd place honors.

### Lincoln Scholastic Contest Winners

Seventeen Peak to Peak students were named state-wide finalists in the 2009 Colorado Lincoln Bicentennial Commission Contest. The object of the contest was to encourage youth to discover the importance of great leaders like Abraham Lincoln. The high school students wrote essays on "Acting like Lincoln" in which they described how their local community or the State of Colorado does or could reflect the ideal of a community "conceived in liberty and dedicated to the proposition that all men are created equal." The gold, silver and bronze medal winners will be announced at an awards ceremony on June 20, 2009.

### Banned Book Essay Contest Winners

Three Peak to Peak students from Kristie Letter's British Literature class won awards in the Tattered Cover Eighth Annual Banned Book Week Essay contest. In the 9th/10th grade category, Peak to Peak students took the first, second and third place titles. The first place winner received a grant for the school's Library Media Center.

### Academic State Champions

The 2008/2009 Peak to Peak Speech and Debate Team won the Academic State Championship title with a cumulative GPA of 3.76. The Peak to Peak High School Cheer team won the CHSAA Academic State Championship with a cumulative GPA of 3.8.

### Destination Imagination

A Peak to Peak Middle School team took 2nd place at the Regional tournament and went to state for the 4th year in a row.

### Storytelling Award

A 4th grade student took first place in the Colorado Language Arts Society's annual storytelling contest in the 3rd and 4th grade category.

### Optimist Brain Bowl

Five Peak to Peak middle school teams competed in the 2009 N. Region Optimist Brain Bowl tournament. All five teams were finalists in the elimination rounds. They competed against schools from the entire northern Colorado and southern Wyoming region.

### National Junior Academic Championships

Two Peak to Peak Middle School teams competed at the National Junior Academic Championships based on their performances in the regional Optimist Brain Bowl. The teams traveled to Marymount University in Arlington, VA, June 4-7, 2009 to compete.

### Rocky Mountain Talent Search

Four eighth grade students finished among the top 10% of participants in the Rocky Mountain Academic Talent Search and were awarded "Highest Honors" certificates. Two 8th graders, a 5th grader, and a 4th grader finished among the top 25% of participants and were awarded "Highest Honors" certificates.

### Math Counts

In March 2009, an eighth grade student who placed 10th in the region went on to represent Peak to Peak at the state Math Counts finals. He was awarded an honorable mention for being in the top 15 middle school math students in Colorado. This is the fifth year in a row Peak to Peak has had a team or individual advance to the state level of competition. The Peak to Peak middle school team of four students took 3rd in the regional championship.

### ESPN X Games Student Reporter

A Peak to Peak sophomore won a trip to Aspen to cover the ESPN Winter X Games as a reporter. After writing about high school sports for ESPN Rise Magazine for a year, she submitted an essay about her desire to report at the Winter X Games and won 1st place in the contest. At the X Games, she interviewed athletes, wrote articles, took photos and posted a blog on the ESPN Rise website.

### IBM High School Hero

A Peak to Peak senior was selected as the IBM High School Hero of the week for her outstanding leadership contributions to her school and community. This program recognizes those who excel in both activities (athletics, music, speech and leadership) and in the classroom.

### Peer Tutoring

## Peak to Peak Accomplishments 2005-2009

A student-run Think Tank was established in 2008/2009, offering tutoring services for both middle and high school students.

### ARTS RECOGNITIONS

#### **Scholastic Art Award Winners**

Three Peak to Peak high school students won Gold Key awards and five won Silver Key awards in the 2009 Scholastic Art and Writing Awards competition. One of the Gold Key winners, a Peak to Peak 10<sup>th</sup> grade student, went on to win a national-level silver medal for his photography. He will be recognized with the other national winners at Carnegie Hall in June 2009. In the competition, 140,000 works were submitted and only 1,000 students received national medals.

#### **All-State Music Selections**

Nine Peak to Peak High School music students were selected to the 2009 Colorado All-State Choir, All-State Band, and All-State Orchestra. They were selected from thousands of students from across Colorado who auditioned for these high-profile honor ensembles.

#### **Young Artists Festival**

Several Peak to Peak students performed at the TASHCO Young Artist's Festival in April 2009. A 6<sup>th</sup> grader placed 1<sup>st</sup> in the Intermediate Strings competition and a 7<sup>th</sup> grade girl placed 2<sup>nd</sup> in the Junior Ballet competition.

#### **Film Festival Winner**

A Peak to Peak junior was one of four winners in the second annual Spirit of the Outdoors Film Festival sponsored by REI and Boulder Digital Arts. His film, "The making of an Adventure," was about a ski trip to Keystone with friends. The contest showcases novice filmmakers' love for the outdoors and determination to make a difference in the world.

#### **Colorado Shakespeare Festival Actor**

A Peak to Peak 6<sup>th</sup> grader performed in a leading role in *Macbeth* with the Colorado Shakespeare Festival and auditioned in New York for the Broadway Show *Mary Poppins*.

#### **Doodle 4 Google Art Winners**

Six middle school artists designed a creative doodle logo that won an award in a national contest sponsored by Google. The contest to reinvent Google's homepage logo asked participants to creatively doodle around the theme "What I would wish for the world."

#### **Local Art Show Showcases Peak to Peak Artists**

Several high school artists had their work displayed at the second annual Peak to Peak Art Show at Cannon Mine Coffee.

#### **Performing Arts Award**

A sophomore received a full merit-based scholarship for the highly competitive, internationally recognized Perry Mansfield School of Performing Arts summer arts program. Alumni of the program include Jessica Biel, Julie Harris and Dustin Hoffman.

#### **Ballet Nouveau Colorado**

Several students were awarded roles in Ballet Nouveau Colorado's annual production of *The Nutcracker*, the only full-length professional *Nutcracker* performed in the Denver metro area. A 7<sup>th</sup> grader performed the lead role of Clara.

#### **Vocal Competition Winner**

A 6<sup>th</sup> grade boy won 1<sup>st</sup> place in the 19<sup>th</sup> annual 2009 Vocal Competition for Jesters in the Middle School Non-Classical division.

#### **Youth Symphony Members**

Six Peak to Peak students performed with the Boulder Youth Symphony and four students performed with the High Plains Youth Symphony.

#### **Fine Arts Festival Winner**

A Peak to Peak 6<sup>th</sup> grade choir student won 1<sup>st</sup> place at the Broomfield Fine Arts Festival.

#### **Honors Orchestra Participant**

A 10<sup>th</sup> grade student participated in the Western States Honor Orchestra Festival in November 2008 at UNC in Greeley.

#### **Advanced Placement Art Portfolios**

Five Peak to Peak seniors successfully completed the AP Art portfolio in fine and digital arts in 2009.

### ATHLETIC RECOGNITIONS

#### **All-State Athletes**

Five Peak to Peak athletes (two in girls soccer, one in boys soccer, one in girls basketball and one in girls softball) were selected for 3A All-State honors by the Denver Post.

#### **All-Conference Athletes**

48 Peak to Peak athletes were named to All-Conference athletic teams in 2008/2009. This is a more than 3-fold increase from the previous year. Sports with All-Conference winners include golf, soccer, softball, volleyball, cross country, basketball, ice hockey, track, and baseball.

#### **Metro League Athlete of the Year**

A Peak to Peak senior was selected as the female, senior track athlete of the year for the Denver Metro League. She placed 1<sup>st</sup> in both the league and the region in the 1600 and 3200 meter events.

#### **Metro League Coaches of the Year**

Three Peak to Peak coaches were named Metro League coaches of the year (two in basketball and one in cross country, for the 2<sup>nd</sup> year in a row).

#### **Cross Country Team 1st in League, 3rd in State**

Peak to Peak girls again took 1<sup>st</sup> out of seven teams at the Metro League XC Championships. Three girls were 1<sup>st</sup> team all conference winners and two girls were 2<sup>nd</sup> team all conference winners. The girls went on to finish 2<sup>nd</sup> at the regional cross country finals and finished 3<sup>rd</sup> at the state championship in Fort Collins. The boys team finished 6<sup>th</sup> at the Regional Championship and one senior went on to compete at the State Championships.

#### **Middle School Cross Country**

Peak to Peak's middle school runners scored medals at every meet this year, winning four 1<sup>st</sup>, three 2<sup>nd</sup>, and two 3<sup>rd</sup> place team trophies. They also saw many individual successes.

#### **Varsity Golf Team at State**

The boys varsity golf team tied for 3<sup>rd</sup> place among the Metro League teams and 6<sup>th</sup> place in the state. Individual students placed 13<sup>th</sup> and 25<sup>th</sup> in the state.



## Peak to Peak Accomplishments 2005-2009

### Girls Golf Team Wins City Cup

In its 1<sup>st</sup> year, Peak to Peak's girls golf team tied for 1<sup>st</sup> place in the Denver Public Schools League City Cup Tournament.

### Varsity Swimming

A sophomore qualified for Junior Nationals and Senior Nationals in both the 100 and 200 freestyle events. At the state 5A swim championships, she placed 2<sup>nd</sup> in the 100 freestyle and 3<sup>rd</sup> in the 200 freestyle, earning All American times. Her medley relay team also earned All American status. In June 2009, she will compete in the Speedo Grand Prix event. A senior participated in the N. Zone Syncro Championships and her trio took 1<sup>st</sup>. This is the first time a Colorado team has ever won. They swam at the US National meet at Stanford against the top seven teams in the nation and two US National teams.

### Track & Field State Championships

16 athletes competed at the 3A State Track and Field Championships in 2009. Peak to Peak took 4<sup>th</sup> in the 4x100 boys relay, 4<sup>th</sup> in the boys 100 meter, 5<sup>th</sup> in the girls 100 meter, 5<sup>th</sup> and 7<sup>th</sup> in the boys 110 meter hurdles, 7<sup>th</sup> in the girls 4x800 relay, and 8<sup>th</sup> in the girls 3200.

### Varsity Soccer

The girls varsity soccer team finished 4<sup>th</sup> in the Metro League and advanced to the quarter finals in the state championship tournament. Two players were awarded All-State honorable mention.

### Cheer Team International Recognition

A team of one 10<sup>th</sup>, one 8<sup>th</sup> and two 7<sup>th</sup> grade girls from Peak to Peak competed at a national cheer competition and won 1<sup>st</sup> place in the All Levels competition. An international panel scored their video against other national champions and crowned them International All-Levels Grand Champions.

### Colorado Cycling Championship

A junior won the boys 16-17 year-old Colorado State Cycling Hill Climb Championship held at Mt. Evans. He placed 2<sup>nd</sup> in the Colorado State Road Race Championship.

### Golf Hole in One

A freshman girl shot a hole in one at Indian Peaks Golf Course in Lafayette, CO.

### Bolder Boulder Middle School Challenge

Peak to Peak's team placed 1<sup>st</sup> as the fastest middle school team to compete in Division II of the 2009 Bolder Boulder 10K Middle School Challenge.

## CHARACTER & COMMUNITY SERVICE RECOGNITIONS

### President's Volunteer Service Award

A Peak to Peak 11<sup>th</sup> grade student was presented the 2008 President's Volunteer Service Award. Presented by the President's Council on Service and Civic Participation, she was recognized for her commitment to strengthening our nation and for making a difference through her volunteer service. The Silver award recognized her dedication to volunteer service and signified that she has served in her community with distinction. Through her effort, she has demonstrated values that make our nation strong and is helping to build a culture of citizenship, service and responsibility.

### Outstanding Youth Volunteer Award

A Peak to Peak junior was honored by the City of Boulder's Youth Opportunities Advisory Board (YOAB), which recognizes outstanding youth who are making a difference in the Boulder community through volunteer work. This student spent many hours working with the Share-a-Gift program and the Boulder Theater for Kids.

### Sister Carmen Food Drive

Peak to Peak sophomores organized a canned food drive for Sister Carmen Community Center in Lafayette, generating 5,965 pounds of food and \$2,500.

### Lafayette Oatmeal Festival

More than 50 National Honor Society students volunteered to host the annual Lafayette Quaker Oatmeal Festival in January 2009. They served more than 290 gallons of oatmeal, 140 toppings and hundreds of pancakes and muffins to more than 3,200 visitors.

### Key Club Awards

At the Rocky Mountain Key Club District convention, a Peak to Peak senior won "Most Distinguished Board Member" and the Linda Canaday Memorial Scholarship. A freshman team won the talent show competition.

### Key Club Builds Vietnamese School

As part of the Rocky Mountain District, Peak to Peak's Key Club raised \$56,000 to build a two-story school serving 1,200 students and community members in Doan Hung, Viet Nam. The club is now raising money to build a school for children of indigenous minorities in Sa Pa, Viet Nam. Peak to Peak's Key Club donates hundreds of volunteer hours to organization such as the YMCA, Habitat for Humanity and Children of Peace International.

### Volunteer Recognition

A Peak to Peak junior was recognized by the Boulder Daily Camera for her volunteer work with the Boulder Country Respite and Companion Volunteer Program. She worked with an elderly Vietnamese immigrant to help him learn English and study for his citizenship exam.

### Coat Drive

Peak to Peak students again sponsored a successful coat drive. The coats were donated to the annual Rotary Club coat drive.

### Share-A-Gift Donations

English teacher Jennifer Jousdani's 6<sup>th</sup> grade Access class collected toys for Share-A-Gift and went over after school was dismissed on the last day before Winter Break to help sort toys for the families who were to begin shopping the next day. Ms. Jousdani was impressed with the willingness of these students to give up their time outside of school hours to help those less fortunate.

### Community Clean Up

A group of Peak to Peak National Honor Society students conducted a volunteer clean-up/yard work effort in Arbordale Acres, a local neighborhood.

### Pen Pals

Ms. Witkiewicz' 5<sup>th</sup> graders enjoyed a pen pal relationship with a Peace Corp volunteer in Uganda who teaches Science (and some computers and PE) to pre-service teachers. He and the students corresponded throughout the school year.

## **FACULTY & STAFF RECOGNITIONS**

### **Jared Polis Teacher Recognition Award**

Peak to Peak English teacher Kristie Letter was a winner in the Jared Polis Foundation Teacher Recognition Awards. More than 130 teachers were nominated for this award. On May 8, 2009, she and 14 other honorees in the Denver Metro Area were recognized for their commitment to students, innovative teaching styles and collaborative skills. In addition to a personal award, she won a \$1,000 teacher-directed operating grant for Peak to Peak.

### **University of Colorado Outstanding Graduate**

The faculty members of the Administrative Leadership and Policy Studies program at the University of Colorado Denver selected high school principal Kyle Mathews as the 2009 outstanding graduate. Mr. Mathews graduated with an Educational Specialist (Ed.S.) degree in Administrative Leadership and Policy in May 2009.

### **Key Club Outstanding Advisor**

Faculty advisor for the Peak to Peak Key Club Catherine Schyling won the Outstanding Faculty Advisor award for the Rocky Mountain Region.

### **Poetry Published**

English teacher Megan Freeman's poetry was published in IMPROV 2008, an anthology of Colorado poets. Additionally, her piece "Music's Music" was selected by renowned American composer Steven Sametz as the text for a commission for the Los Angeles Master Chorale and was performed in Disney Hall in Los Angeles in February 2009.

### **Art Show**

Peak to Peak High School Counselor Sara Zessar opened a local art show exhibiting her photography in June 2009.

## **COMMUNITY RECOGNITIONS**

### **State School of Character and National School of Character Finalist**

The Foundation for Character Development named Peak to Peak the Colorado State School of Character and honored the school at the State Capitol on June 15, 2009. The State Schools of Character (SSOC) competition is a way for schools and districts in many states to receive recognition at the state level for exemplary character education programs. Through a highly competitive application process, Peak to Peak was also named one of 25 national finalists in the Character Education Partnership (CEP) National Schools of Character (NCOS) awards program. As the nation's leading advocate for quality character education, CEP chose the 25 National Finalists from a record 185 school applicants nationwide.

### **SCFD Alliance Project Award**

Peak to Peak was the only school in Boulder County selected to participate in the 2009-2010 Alliance Project. This is an educational outreach program that partners the SCFD (Scientific and Cultural Facilities District) science and cultural organizations with teachers to create curriculum applications and learning opportunities for students. Utilizing tax dollars of the SCFD, the Alliance Project will provide workshops, classes, performances, field trips and other resources for the teachers and students of Peak to Peak. Twenty cultural organizations will partner with our school including: the Arvada Center, Butterfly Pavilion, Central City Opera, Colorado Ballet, Colorado Mountain Club, Colorado Symphony, Denver Center for Performing Arts, Museum of Contemporary Art, Opera Colorado, The Wildlife Experience and many more.

### **Climate and Policy Summit**

On October 6, 2008, Peak to Peak's STEM department conducted a K-12 Climate and Policy Summit. The all-day, whole-school event included 30 guest speakers who engaged students in panel discussions on energy, policy, the science behind climate change, ecosystems, transportation, and action. Dr. Jim White, Director of the Institute for Arctic and Alpine Research in Boulder, delivered the keynote address. Elementary students also enjoyed field trips to the Denver Zoo and Downtown Aquarium.

### **Business Expo and Resource Fair**

Peak to Peak partnered with the Lafayette Chamber of Commerce to host this 1<sup>st</sup> annual event on May 14, 2009. More than 60 businesses participated in the event which attracted hundreds of community members.

### **Charter School Teacher Job Fair**

Peak to Peak hosted a Charter School Teacher Job Fair on March 14, 2009. This event—the first of its kind in Colorado—was designed to assist charter schools with their hiring efforts and give teaching candidates an opportunity to explore charter school opportunities and interview with several schools in one day. The event attracted more than 350 teacher candidates and 30 charter schools.

### **Key Club Grant**

Peak to Peak's Key Club, an international student-led volunteer organization, won a \$2,000 Youth Opportunities Fund grant. The money was used to finance a trip to build homes in New Orleans.

### **Science Grant Awarded**

Peak to Peak was awarded a Seagate Grant to support elementary science instruction. This grant will strengthen the Core Knowledge units of study in grades 4 and 5. Seagate engineers will teach students about the process of science and the importance of creativity and experimental design in everyday engineering.

### **Jared Polis Grant Award**

Peak to Peak won a Jared Polis Community Computer Program award in 2009. The award will provide the school with 60 new computers, which will be donated in 2009-2010.

### **Math Grant Award**

The math department was awarded a \$1,500 grant from CCTM (Colorado Council of Teachers of Mathematics) for professional development work during the 2009-2010 school year.

### **Enrollment Communities**

In 2009, Peak to Peak welcomed students from 23 different Colorado communities.

# Peak to Peak Communication Pathways

## Communication and Conflict Resolution Philosophy

Peak to Peak Charter School seeks to promote healthy communication among children, parents and teachers. Within the school, children and adults are to address teachers, staff and parent volunteers with a proper title, such as Dr., Mrs., Ms. or Mr., followed by the person's last name.

As a community, we encourage respect in our daily communication of wishes and concerns. In the case of classroom concerns, it is essential that parents and teachers work together in support of the students. To this end, it is helpful if parents and teachers express their concerns to each other directly. If a parent would like to speak with a teacher, he or she is to arrange a meeting by calling the teacher's voicemail box or sending an e-mail to set up an appointment. A teacher is not to be interrupted in an effort to set up an appointment when he or she is teaching a class or otherwise engaged with teacher duties such as the busy start of the day, while on playground duty or after school in the car line.

**If emotions rise at any time during a meeting, teachers or staff members are instructed to end the meeting and schedule a follow-up meeting which is to include an administrator.** In the case that, after much effort, the parent or teacher is not satisfied that his or her concern is being heard, either may institute the following Resolution Process.

## The Resolution Process

The Resolution Process provides a means by which conflicts can be resolved. Parents, students or teachers may initiate this process. Such a request must be in writing and submitted to a school administrator for further action. The principal will then communicate with those involved in the conflict. A meeting will then take place at the end of which a plan for resolution will be agreed upon. If, after completion of the Resolution Process, the conflict has not been resolved to the satisfaction of the parties involved, it may then be taken to the Board of Directors for a final ruling. The procedure for filing concerns is as follows:

- 1.) Make every attempt to communicate the concern directly to the teacher, administrator, or parent for resolution. An appointment should be set up where the concern can be expressed in private. Care should be taken to express concerns calmly and respectfully so that an environment conducive to resolution can exist.
- 2.) If you are unable to come to a resolution, you may file your concern, in writing, with the immediate supervisor. If still unresolved, the issue can be brought to the next level administrator if desired.
- 3.) In cases when the concern has been discussed with the Executive Principal and either parent(s) or teacher(s) remain dissatisfied with the decisions made to resolve the conflict at the Resolution level, they may take their concern to the Board of Directors. Such a request shall be made in writing and be given to the Board President. The Board of Directors will then make a decision concerning the matter.
- 4.) A patron who is dissatisfied with the decision of the central office administrator may appeal to the School District Superintendent (or designee). Such appeal shall be in writing and shall include a statement of the complaint, the decisions of the central office administrator and the supervisor, and a statement of the reasons for the appeal. This appeal must be submitted within ten working days after receipt of the decision of the central office administrator. The Superintendent (or designee) shall review the prior decisions and any records from prior hearings and, at his or her discretion, may convene another hearing or otherwise permit the patron or the District to present further evidence or argument. Within ten working days after completion of this process, the Superintendent (or designee) shall render a written decision and provide a copy to the patron. This decision shall be final unless the Board of Education accepts the matter for review.
- 5.) If the patron is dissatisfied with the decision of the Superintendent of Schools, he or she may appeal to the Board of Education. Such appeal shall be directed in writing to the Secretary of the Board and the Superintendent and shall include at least all prior decisions and a statement of the complaint and reasons for the appeal.

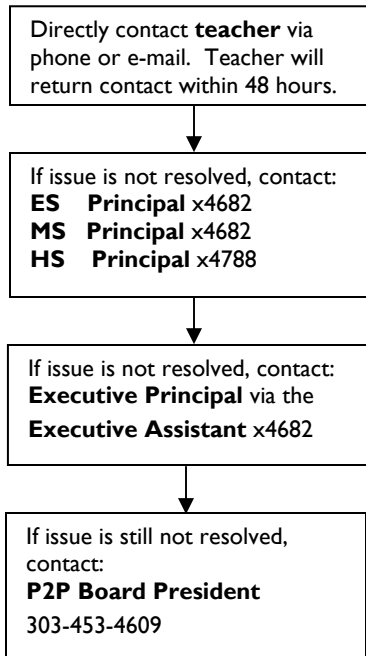
The Board of Education shall have the discretion to accept or reject the matter for review. If it rejects the matter, the Superintendent's decision shall be final. If it accepts the matter, the Board shall schedule a meeting at which it will consider the appeal. At such meeting, the Board may hear argument from the parties, review the prior decisions and evidence, and make such inquiry as it deems necessary. The Board shall render a written decision within ten working days after this meeting unless additional time is needed. The Board's decision shall be final.

**Note:** In cases of policy or general school concerns, such concerns may be taken directly to the principal for consideration.

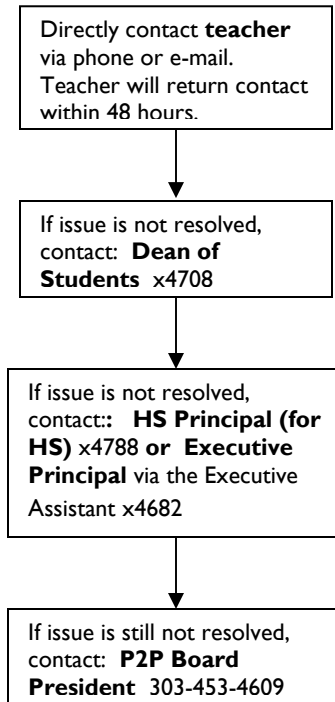
Enclosed is a flow chart outlining the communication structure within Peak to Peak followed by a list of who handles specific issues:

Peak to Peak Communication Pathways

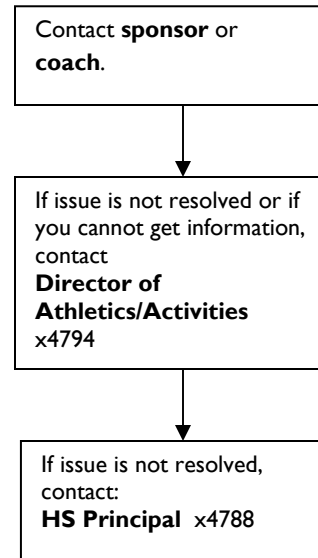
**Single Classroom Issues**



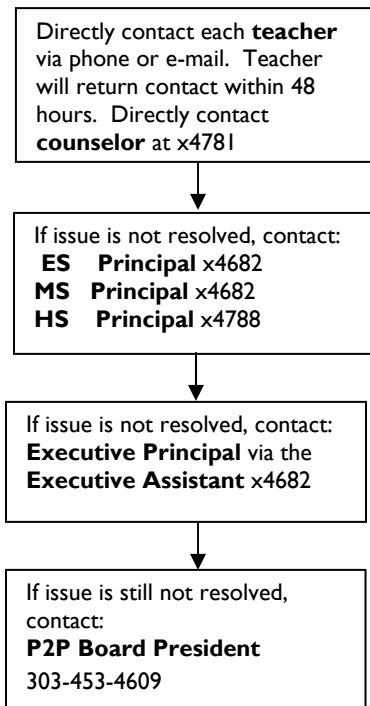
**Discipline**



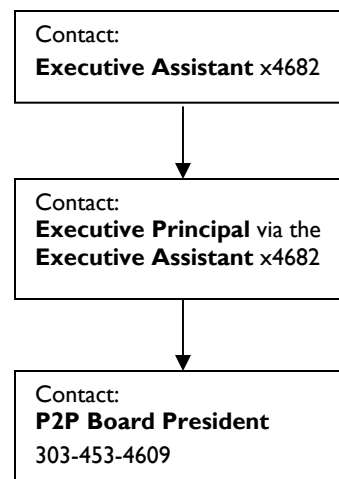
**Activities/Athletics**



**Multiple Classroom Issues**



**Policy Questions**



While the Peak to Peak Board of Directors is in general the final authority on matters to do with the school, members of the community who feel strongly that an issue has not been resolved using the pathways above may take that issue to the Boulder Valley School District by contacting **Deirdre Pilch, Assistant Superintendent for Secondary School Leadership** at [deidre.pilch@bvsd.org](mailto:deidre.pilch@bvsd.org) or 720-561-5111.