



OREGON
DEPARTMENT OF
EDUCATION

Oregon achieves... together!

OREGON AT-A-GLANCE DISTRICT PROFILE

Rogue River SD 35

SUPERINTENDENT: Patrick Lee | 1898 E Evans Creek Rd, Rogue River 97537 | 541-582-3235

2020-21

Students We Serve




1,088


Student Enrollment

DEMOGRAPHICS


American Indian/Alaska Native




Asian




Black/African American




Hispanic/Latino




Multiracial



Native Hawaiian/Pacific Islander



White



*

Ever English
Learners



2

Languages
Spoken

16%

Students
with
Disabilities

15%

Mobile
Students

55%

Free/
Reduced
Price Lunch

* <10 students or data unavailable

Special Note

The At-A-Glance School and District profiles tell a story about Oregon's schools and districts. The story is harder to tell this year as the COVID-19 pandemic significantly impacted our schools and the data we collect. As a result, statewide assessment and attendance data cannot be compared to prior years and are not shown here. We have included links to our website where you can view the 2020-21 statewide assessment and attendance data and read a detailed description of how these data were impacted. We're thankful for your partnership as we focus on care, connection and the creation of safe, inclusive and supportive learning environments.

High School Success

Grade 8 MATHEMATICS

Students meeting state grade-level expectations.

For 2020-21 Mathematics data please visit:

www.oregon.gov/ode/schools-and-districts/reportcards/reportcards/Pages/Statewide-Assessment-Results-2021.aspx

Start Strong

Grades K-2 REGULAR ATTENDERS

Students who attended more than 90% of their enrolled school days.

For 2020-21 Regular Attenders data please visit:

www.oregon.gov/ode/schools-and-districts/reportcards/reportcards/Pages/Regular-Attenders-2021.aspx

Grade 3 ENGLISH LANGUAGE ARTS

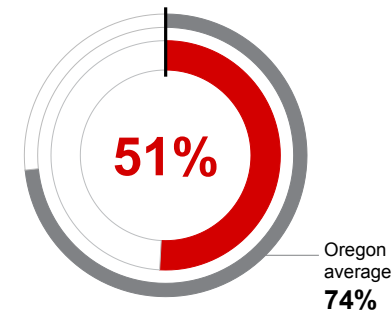
Students meeting state grade-level expectations.

For 2020-21 English Language Arts data please visit:

www.oregon.gov/ode/schools-and-districts/reportcards/reportcards/Pages/Statewide-Assessment-Results-2021.aspx

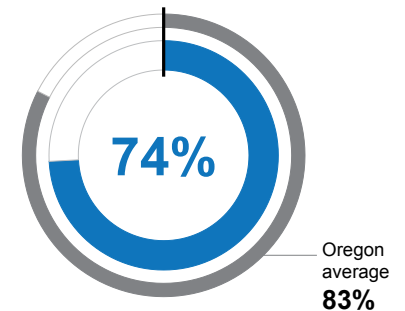
Grade 9 ON-TRACK TO GRADUATE

Students earning one-quarter of graduation credits in their 9th grade year.



Grade 12 ON-TIME GRADUATION

Students earning a diploma within four years. Cohort includes students who were first-time ninth graders in 2016-17 graduating in 2019-20.



District Goals

Even with the obstacles put in front of us by the pandemic, the RRSD has much to celebrate. We continue to have student achievement as our core focus. We are working to further improve student achievement through creating outstanding environments, focusing on student character and well-being, district wide pride and image, and fostering strong communication with all of our stakeholders. Throughout a year of distance, hybrid, and onsite learning, we put care and connection for our students and families at the forefront of our work. That emphasis is part of what makes the RRSD feel like an extended family.

State Goals

The Oregon Department of Education is partnering with school districts and local communities to ensure a 90% on-time, four year graduation rate by 2025. To progress toward this goal, the state will prioritize efforts to improve attendance, provide a well-rounded education, invest in implementing culturally responsive practices, and promote continuous improvement to close opportunity and achievement gaps for historically and currently underserved students.



OREGON AT-A-GLANCE DISTRICT PROFILE CONTINUED

Rogue River SD 35

Outcomes

2020-21

Our Staff (rounded FTE)



8

Administrators



60

Teachers



23

Educational
assistants



1

Counselors



0

Licensed
Librarians



0

Psychologists



72%

% of licensed teachers
with more than 3 years
of experience

Grades K-2 REGULAR ATTENDERS

American Indian/Alaska Native	
Asian	
Black/African American	
Hispanic/Latino	
Multiracial	
Native Hawaiian/Pacific Islander	
White	
Free/Reduced Price Lunch	
Ever English Learner	
Students with Disabilities	
Migrant	
Homeless	
Talented and Gifted	
Female	
Male	
Non-Binary	

Grade 3 ENGLISH LANGUAGE ARTS

Grade 8 MATHEMATICS

American Indian/Alaska Native	
Asian	
Black/African American	
Hispanic/Latino	
Multiracial	
Native Hawaiian/Pacific Islander	
White	
Free/Reduced Price Lunch	
Ever English Learner	
Students with Disabilities	
Migrant	
Homeless	
Talented and Gifted	
Female	
Male	
Non-Binary	

Grade 9 ON-TRACK TO GRADUATE

<10 students or data unavailable
<10 students or data unavailable
<10 students or data unavailable
<10 students or data unavailable
<10 students or data unavailable
<10 students or data unavailable
51%
46%
<10 students or data unavailable
36%
<10 students or data unavailable
<10 students or data unavailable
<10 students or data unavailable
<10 students or data unavailable
60%
44%
<10 students or data unavailable

Grade 12 ON-TIME GRADUATION

<10 students or data unavailable
<10 students or data unavailable
<10 students or data unavailable
<10 students or data unavailable
75%
64%
<10 students or data unavailable
77%
70%
<10 students or data unavailable
63%
<10 students or data unavailable
55%
<10 students or data unavailable
74%
73%
Coming in 2022-23