

Find your classwork

This article is for students.

For all of your classes, you can quickly see upcoming assignments and announcements and what's late or missing. You can also arrange work by topic.

Computer Android **iPhone & iPad**




Quickly see upcoming work and latest announcements

1. Tap Classroom .

On each class card, you can review up to 3 assignments that are due in the next week.





2. (Optional) To see details, tap the title of the work.

See work for all classes

1. Tap Classroom .
2. At the top, tap **View to-do list**.
3. (Optional) To sort the work, tap **Assigned, Missing, or Done**.
4. Tap a title to see any instructions or feedback.
5. (Optional) To see or hide work for a specific time period, tap the Down arrow  or Up arrow .

See all your work for a class




You can see a list of all your work for a class. You can check your grades, review assignments and due dates, and see any work that's late or missing. You can also filter your work by class.

1. Tap Classroom .
2. Tap the class > Classwork .
3. At the top right, tap Your work .
4. (Optional) To filter your work, tap Filter  and choose an option: **Assigned, Returned, or Missing**.

Check for late or missing assignments

Your teacher sets the late-work policies for your class. However, Classroom doesn't prevent you from turning in work after the due date.

When your teacher assigns work, it's marked **Assigned**. If you don't turn in your work on time, it's marked **Missing** or **Done late** as soon as the due date or time arrives. For example, if work is due at 9:00 AM, turn it in by 8:59 AM. If you turn it in at 9:00 AM, it's late.

1. Tap Classroom .
2. Tap a class > Classwork .
3. At the top, tap Your work .

4. Tap Filter ☰ > **Missing**.

See work arranged by topic

Your teacher might arrange work by topics, such as homework or essays, on the Classwork page.

1. Tap Classroom 🏠.
2. Tap the class > Classwork 📁.
3. Tap Filter ☰ and select a topic.
4. (Optional) To see any instructions or feedback, tap the post.

Related topics

- [See your overall grade for a class](#)
- [View due dates and events in a calendar](#)
- [Use a screen reader with Classroom on your computer](#)

Need more help?

Try these next steps:



Post to the help community

Get answers from community members