

Get started with Classroom for students

This article is for students. *Teachers, [go here](#).*

If you're new to Classroom, this article will show you around and help you complete common tasks.

[Computer](#) [Android](#) [iPhone & iPad](#)

Get started

To get started with Classroom on your mobile device, follow these instructions:

1. [Get the Classroom app](#).
2. [Join a class](#).

After you install the app and join a class, you're ready to complete common tasks, or explore Classroom.

Complete common tasks

[Communicate with your teacher or classmates](#)

If your teacher allows, you can post comments and send emails in Classroom.

- [Post to the class stream](#)
 - [Mention classmates in your posts](#)
 - [Email your teacher or classmates](#)
 - [Share content from a mobile device](#)
-

[Join a video meeting](#)

- [Join a video meeting for education](#)
 - [Google Meet Help Center](#)
-

[Start or turn in your classwork](#)

Do the basics

- [See all your work for a class](#)
- [Turn in an assignment](#)
- [Answer a question](#)

Do more

- [Work with a doc assigned to you](#)

- [Run an originality report on your work](#)
 - [Read an originality report on your work](#)
 - [Check your work with rubrics](#)
 - [Use a screen reader with Classroom](#)
-

[See your feedback or grade](#)

When your teacher returns your work, you can see your grade and any feedback. If your teacher uses a rubric, [check your rubric feedback](#).

You can also [check your overall grade in a class](#).

[Manage your account, classes, or notifications](#)

- [About Classroom user accounts](#)
- [Sign in to multiple accounts at once](#)
- [Turn notifications on or off](#)
- [Unenroll from a class](#)
- [Troubleshooting](#)


Explore Classroom

[Explore the Classes page](#)



On the **Classes** page, you can view and enter all your classes. Think of it as your Classroom homepage.

To open the **Classes** page, after you install the Classroom app, tap Classroom .

Each class you join has a class card. To enter a class, tap the card.

To return to the **Classes** page from inside a class, in the top-left corner, tap Menu  > **Classes**.

On the **Classes** page, you can also:

- **Switch accounts:** In the top-right corner, tap Profile  and add or select the account you use for Classroom.
To learn more, go to [About Classroom user accounts](#).
- **View a list of your classes:** In the top-left corner, tap Menu  > scroll down.

Common tasks on the Classes page

- [Join a class as a student](#)
- [See your work for a class](#)
- [Open your Classroom Calendar](#)
- [Turn notifications on or off](#)
- [Unenroll from a class](#)

Explore the Stream page

The **Stream** page is the class message board. Teachers can post announcements, and some teachers let students post or comment.

Your teacher might also post classwork notifications on the Stream page.

To open the **Stream** page:

1. After you install the Classroom app, tap Classroom .
2. On the **Classes** page, tap a class card.
You're now on the **Stream** page.

Common tasks on the Stream page

- [See your class information](#)
- [See your work for a class](#)
- [Post to the Stream page](#)
- [Join a video meeting for education](#)
- [See your overall grade for the class](#)

Explore the Classwork page

Teachers post classwork, such as assignments or questions, on the **Classwork** page. The posts are organized under topics, such as *Chapter 1*. To view or begin classwork, tap a post.

To open the **Classwork** page:

1. After you install the Classroom app, tap Classroom .
2. On the **Classes** page, tap a class card.
3. At the bottom, tap **Classwork**.

Common tasks on the Classwork page

- [Turn in an assignment](#)
- [Answer a question](#)
- [Work with a doc assigned to you](#)
- [Check your work with rubrics](#)
- [Run an originality report on your work](#)

Explore the People page

On the **People** page, you can see the teachers and students in the class. If your school allows email in Classroom, you can send emails from the People page.

To open the **People** page:

1. After you install the Classroom app, tap Classroom .
2. On the **Classes** page, tap a class card.
3. At the bottom, tap **People**.

Common tasks on the People page

- [Email your teacher or classmates](#)

Use the Classroom Help Center

Remember, if you have questions about Classroom, check the [Classroom Help Center](#).

Related articles

- [Use Classroom with a screen reader](#)
- [Request a feature or leave feedback](#)
- [Open your Google Calendar](#)

Need more help?

Try these next steps:



Post to the help community

Get answers from community members