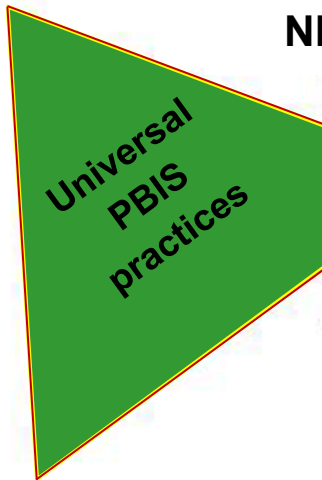
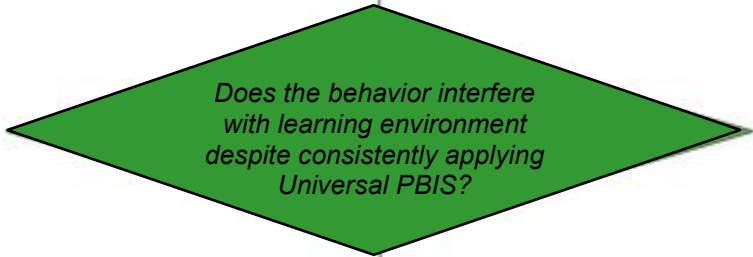


NPS Flow Chart for Supporting Student Behavior

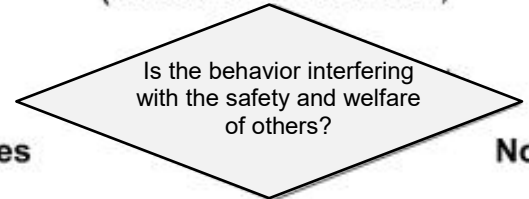
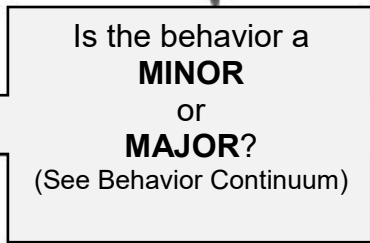


- **Pre-teach 3RS expectations**
(Lesson plans available for reference)
- **Monitor, Acknowledge, and Re-teach 3RS expectation**
- **Establish student/family relationship**



MINOR (Staff-Managed) BEHAVIOR (See behavior Continuum)

MAJOR BEHAVIOR (State Reported) (See behavior Continuum)



- Problem-Solve with student based on 3RS expectations (accountability)
ANTICIPATE
- Pre-teach/Re-teach expectations
- Create opportunities for student to practice desired behavior
- Acknowledge desired behavior

- IF behavior persists...**
- Partner with parents
 - Conferences with student to discuss personal accountability using affective statements
 - Staff enters behavior data into SWIS (Minor) for documentation

- If data show 5 or more minors in 1 Quarter...**
- Staff enters behavior data into SWIS for documentation purposes
 - Staff requests assistance from Behavior Support Team
 - Student referred to RtI if necessary

- Yes**
- Contact an administrator ASAP
 - Fill out an Office Disciplinary Referral (ODR) form
 - Administrator determines consequence and contacts parent/guardian and staff member
 - Administrator enters into SWIS (Major)

- No**
- Fill out an Office Disciplinary Referral (ODR) form
 - Administrator determines consequence and contacts parent/guardian and staff member
 - Administrator enters into SWIS (Major)

If the data show no change in behavior, the following consequences may occur...
RtI referral for Tier II/III intervention, Behavior Plan, Safety Plan, Referral to Juvenile services or other outside agency

Formally Acknowledge using MavUp, Tokens