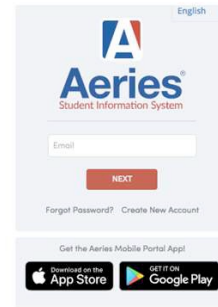


How Parents Navigate to the Parent Data Confirmation in AERIES

Lincoln Unified School District

1. Log into your AERIES Parent Portal account.

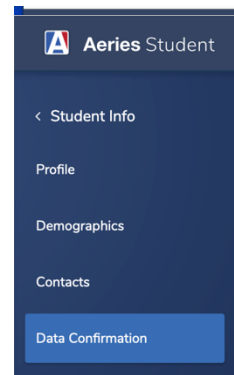
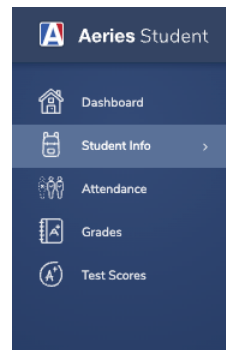
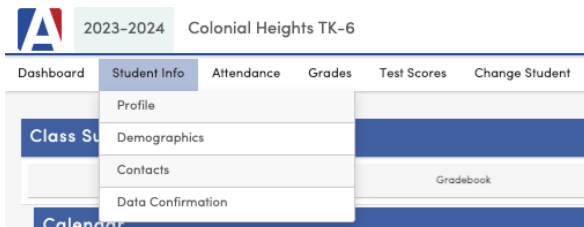
<https://lincoln.aeries.net/student/LoginParent.asp>



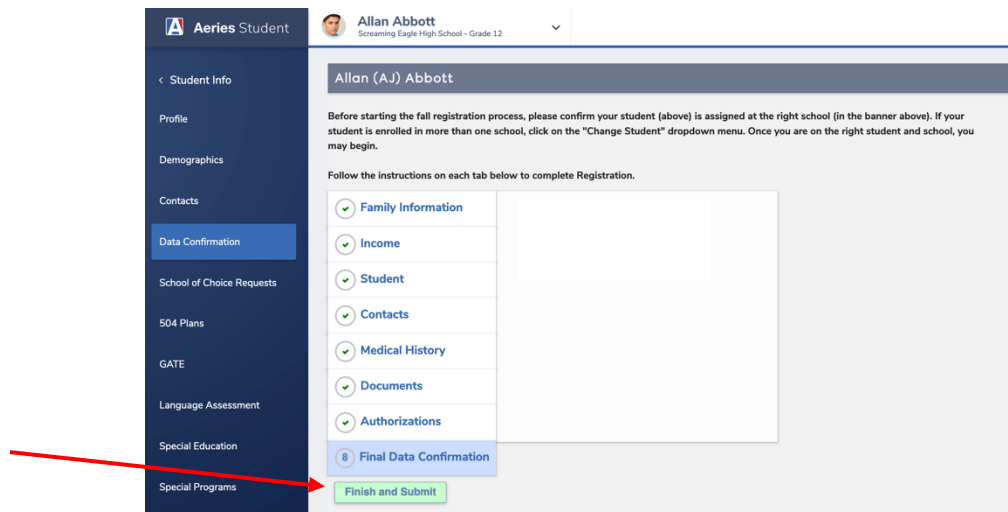
2. From the top menu bar or left navigation panel, select **Student Info** and choose **Data Confirmation** from the dropdown menu.

Preview Mode: top menu bar panel

New Portal Mode: left navigation



3. Complete the Parent Data Confirmation and submit to complete.

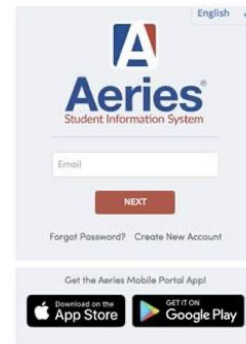


Cómo Navegan los Padres a la Confirmación de Datos de los Padres en Aeries

Lincoln Unified School District

1. Acceda a su cuenta de AERIES Parent Portal

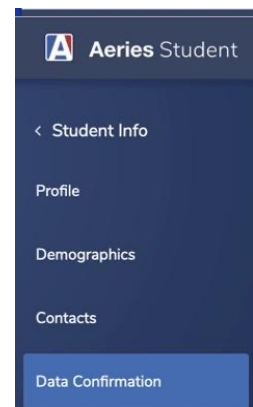
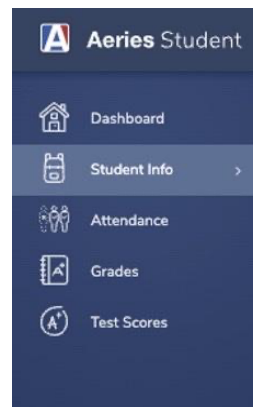
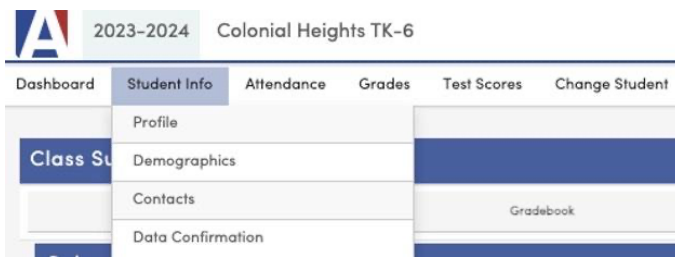
<https://lincoln.aeries.net/student/LoginParent.asp>



2. En la barra de menú arriba o en el panel de navegación izquierdo, seleccione **Información de Estudiante** y elija **Confirmación de Datos** en el menú desplegable.

Modo de vista previa: panel de la barra del

Nuevo modo Portal: Navegación izquierda menu arriba



3. Rellene la Confirmación de datos de los Padres y envíela para completar el proceso.

