

# Kirkland Middle School Annual Report –2022-23

430 18<sup>th</sup> Ave., Kirkland, WA 98033  
425-936-2420 | [kims.lwsd.org](http://kims.lwsd.org)



**Principal:** Niki Cassaro  
**Associate Principal:** Katie Chaubal  
**Mascot:** Panther  
**Colors:** Purple and White

**# of students, October 2022:** 575  
**# of teachers:** 36  
**Teachers with at least a Master's Degree:** 61.1%  
**Student regular attendance rate:** 76.3%

## District Mission

*Each student will graduate prepared to lead a rewarding, responsible life as a contributing member of our community and greater society.*

## School Mission

*Our mission is: A caring community of dynamic, lifelong learners.*

## School Funding

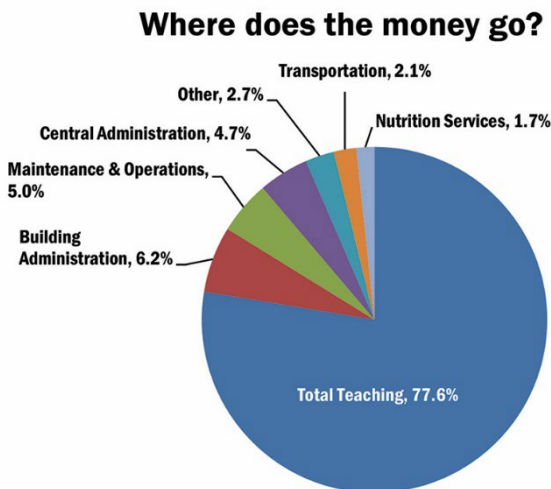
**District General Fund Budget:** \$547.2 million  
**District Per Pupil Expenditure:** \$17,975 per pupil  
**Building Budget for this school:** \$193,920

## School Description

Kirkland Middle School (KIMS) is a 6-8 Middle School that serves approximately 550 students. We are small enough to know our students well and are proud of the programs and opportunities available to students. We are dedicated to ensuring students grow academically and strive to deliver high-quality, engaging, and meaningful instruction to each student every day. We are also committed to supporting students in social-emotion learning. Our active student leadership program focuses on positive school culture and hosting fun events and activities for students. Our "The Panther Way" motto guides our interactions – kind, respectful, and responsible - in every school setting. Many of our 7th and 8th grade students act as Panther Partners and support our 6th grade students as they navigate their first year in middle school. Our Panther Partners also act as leaders within the school promoting The Panther Way. Kirkland Middle School is dedicated to ensuring students feel a sense of belonging within our inclusive school community. We aspire to provide every student with the opportunity to progress, advance, and experience academic, social, and emotional growth and success.

## 2022-23 District Expenditures

*Where does the money go?*



## 2022-23 School Goals

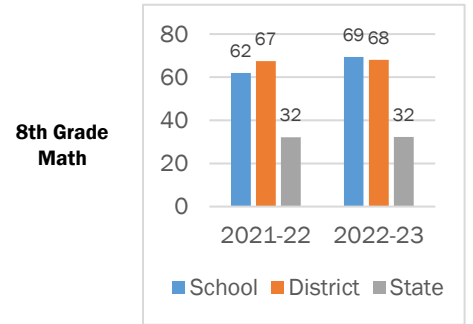
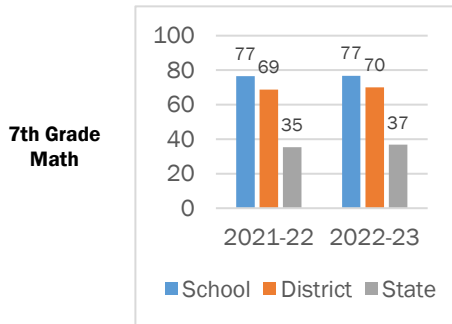
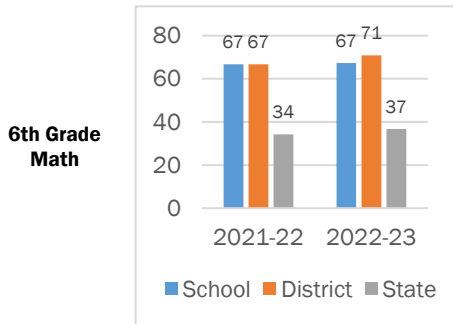
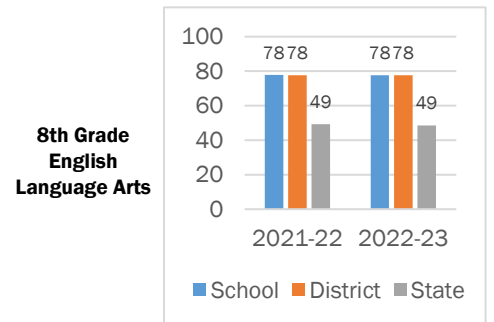
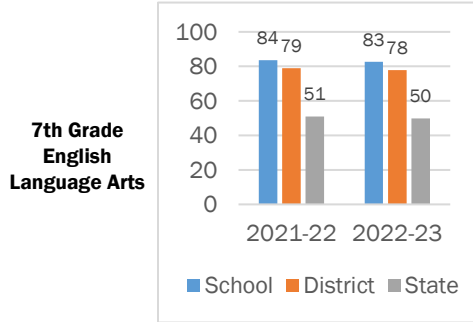
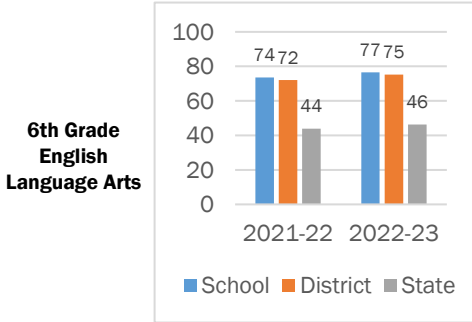
- Math SIP Goal: Growth will be measured on students' progress on the three ALEKS Knowledge Assessments given throughout the year. Our goal is that 80% of all students will show clear growth, as measured by the indicators of clear growth (10% growth) and high growth (at least 20% growth).

The math department selected this goal to work towards our SIP goals. Our SIP goals for the SBA are that 84% of 6th graders will achieve standard or above standard, 82% of 7th graders will achieve standard or above standard, and 79% of 8th graders will achieve standard or above standard.

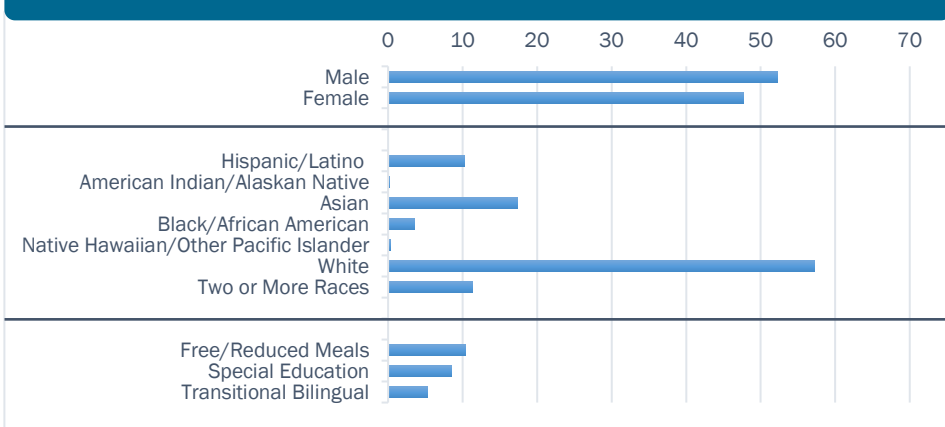
- English Language Arts (ELA) SIP Goal:
  - 6th Grade: For the 2019-2020 school year, our goal is to increase proficiency in writing organization from 64% to 85% of students scoring at/near standard as measured by the SBA Interim Performance Task.
  - 7th Grade: Students will be able to construct a written response that includes relevant evidence from two or more different non-fiction sources.
  - 8th Grade: 30+ students will improve to above standard in Listening Interpretation from their baseline assessment in October 2019 to their post-assessment and SBA test in the Spring of 2020.
- Grades 6-8 Science: 88% of students at standard, 80% will show growth.
- Achievement Gap: We expect that our ELL students will all increase proficiency in ELA portion of the SBA spring of 2019 by 10%.
- College & Career Readiness: We expect 100% completion rate of Xello requirements by all our 8th grade students.
- School Effectiveness: Increase percentage from 76% to 85% regarding "Teachers provide feedback to each other to help improve instructional practices" on the Nine Characteristics Survey
- Attendance/Discipline: Decrease the number of students with 4+ tardies from 10% to 5%.

# State Assessment Results

## Smarter Balanced Assessment (SBA)



## Student Demographics



To view state test scores by demographic group, please visit: <http://reportcard.ospi.k12.wa.us>. Select Lake Washington School District\_Kirkland Middle School.

### School Building

Our school facilities are available for public use by contacting our school office.

#### Building Condition Assessment: Fair

The Building Condition Assessment represents an overall permanent building condition assessment. It is conducted by a third party in accordance with the state's Asset Preservation Program.

### Invitation to Participate

Community Engagement is one of Lake Washington School District's strategic plan goals. We welcome and appreciate the involvement of families and community members in our school. Please contact our school office if you want to join us and help make a difference for our students.