

Tesla STEM High School Annual Report – 2022-23

4301 228th Ave. NE, Redmond, WA 98053
425-936-2770 | tesla.lwsd.org



Principal: Amie Karkainen
Associate Principal: Sumeyye Cardakli
Colors: Green and Blue

of students, October 2022: 610
of teachers: 36
Teachers with at least a Master's Degree: 72.2%
Student regular attendance rate: 86.3%
4-year graduation rate (class of 2021): >97.9%
5-year graduation rate (class of 2020): >98%

District Mission

Each student will graduate prepared to lead a rewarding, responsible life as a contributing member of our community and greater society.

School Mission

Each student will graduate prepared to lead a rewarding, responsible life as a contributing member of our community and greater society.

School Description

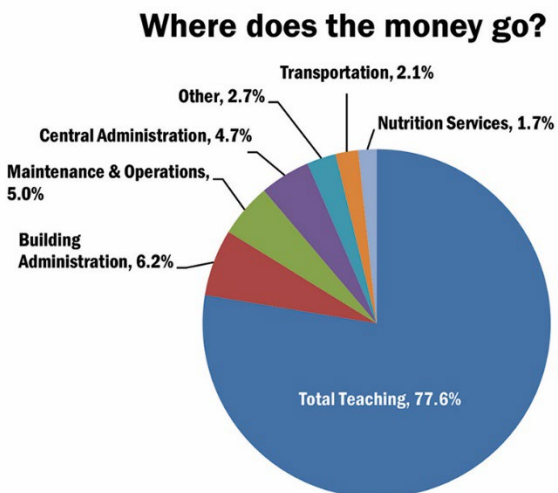
Tesla STEM High School is a science, technology, engineering, and mathematics high school that uses problem-based learning to prepare students for future STEM professions. Students conduct research in STEM Lab Concentrations, investigate real world problems, and bring research and debate into the equation while working towards viable resolutions. Students enroll in on average, six Science courses and four Math courses for the duration of their high school years. Engineering and Technology are integrated into all grade level classes throughout a student's four years at Tesla STEM. During the first two years of a student's experience at STEM, students are immersed in an integrated Science, Engineering, and Humanities sequence where the focus is on the students' development of multiple skills, including conducting authentic research, working with primary source documents, developing scientific investigations, understanding and applying the engineering design process, collaboratively working in the Problem-Based Learning environment, developing digital literacy, and expanding critical thinking skills. As a critical component in STEM education, students work in a STEM Lab Concentration and/or STEM Pathway in their Junior and Senior years, conducting inquiry and research, exploring questions of their own, and championing their own ideas to the level of publication and/or production. The STEM Lab Concentrations and STEM Pathways continue to address the goals of the Grand Challenges for Engineering to support a bright and sustainable future on a global scale.

School Funding

District General Fund Budget: \$547.2 million
District Per Pupil Expenditure: \$17,975 per pupil
Building Budget for this school: \$257,061

2022-23 District Expenditures

Where does the money go?

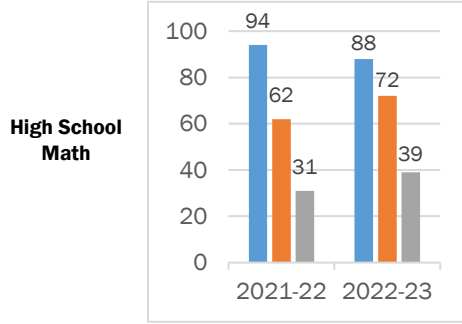
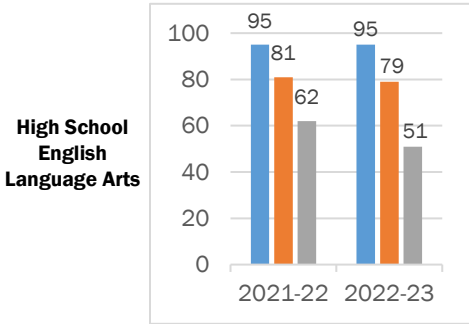


2022-23 School Goals

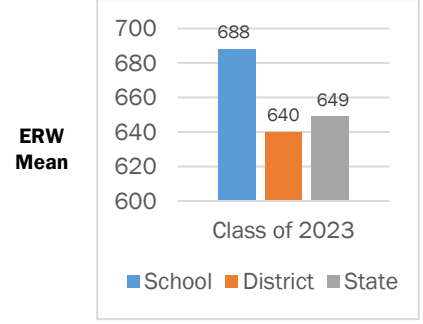
- Literacy: 95% of students will effectively evaluate multiple sources for credibility and bias and be able to select and integrate evidence effectively in one or more assignments of projects.
- Math: 95% of students will effectively engage in classroom discussion in relation to open-ended problem-based learning questions created for our math courses.
- Science: Students will demonstrate a 20% increase on test scores over the baseline after the introduction of a model-based approach to describing the structure and systems inherent in our phenomena we are studying.
- Achievement gap: By June 2019, our Freshmen qualifying for Special Education/504 will increase from 66% to 100% on-track for credits.
- On-Track Credits: By August 2019, our student population will increase their on-track credit completion from 95% to 96% through increased family communication about student progress, focused attention on historically difficult courses, and informing students on summer school opportunities
- College & Career Readiness: All juniors will demonstrate the 21st century skill of collaboration by successfully participating in a group project in their signature lab.
- School Effectiveness: 95% of returning faculty will take on a leadership role within the school
- Attendance: Absences in 1st period will decrease from 4.5% to 4% using parent meetings and student letters to inform and coach students and families for better attendance
- Discipline: Gather data on instances of plagiarism in our courses and design intervention strategies to reduce the number of instances

State Assessment Results

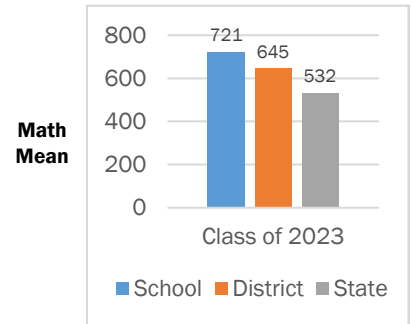
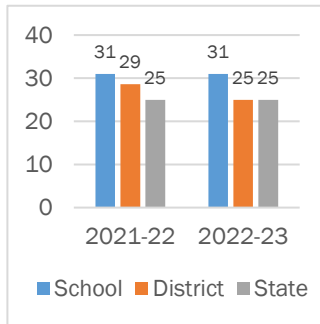
Smarter Balanced Assessment (SBA)+



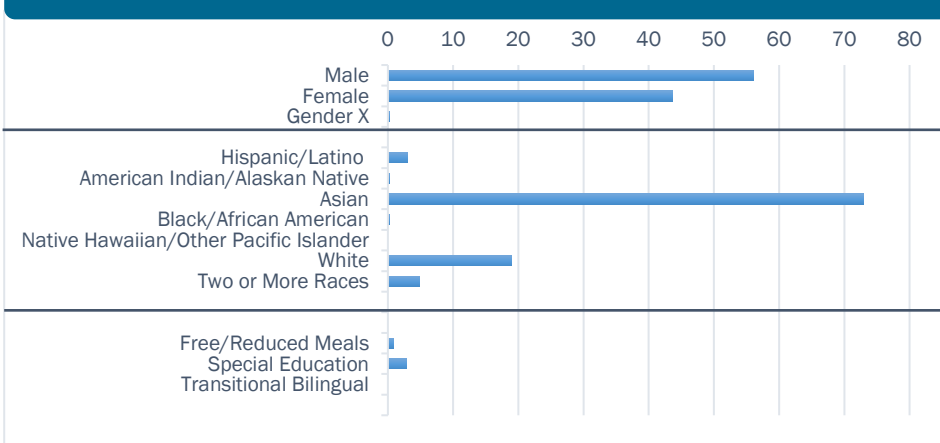
SAT**



ACT**



Student Demographics



Invitation to Participate

Community Engagement is one of Lake Washington School District's strategic plan goals. We welcome and appreciate the involvement of families and community members in our school. Please contact our school office if you want to join us and help make a difference for our students.

School Building

Our school facilities are available for public use by contacting our school office.

Building Condition Assessment: Good

The Building Condition Assessment represents an overall permanent building condition assessment. It is conducted by a third party in accordance with the state's Asset Preservation Program.

+Smarter Balanced Assessment is a Washington state standardized exam. Scores represent percentage of students who met the standards. Students who did not take the test were counted as not meeting standard.

*Scores are suppressed when groups are so small that the information could potentially be used to identify or derive information about individual students. Many 11th grade students refused to take the test: they may have already met graduation requirements through passing the old state tests in 10th grade.

**The Scholastic Aptitude Test (SAT) and the American College Test (ACT) are required by many colleges and universities for admission. Students elect to take these tests. A new SAT was given starting in January 2016. The Reading and Writing sections have been consolidated and now make up "Evidence-Based Reading and Writing" (ERW). As a result, the previous year's data is no longer comparable.

To view state test scores by demographic group, please visit: <http://reportcard.ospi.k12.wa.us>.
Select Lake Washington School District Tesla STEM High School.