

Lake Washington High School Annual Report – 2022-23

12033 NE 80th St., Kirkland, WA 98033
425-936-1700 | lwhs.lwsd.org



Principal: Christine Bell
Associate Principals: Karen Barker, Aric Kooima, and Melissa Super-Greene
Mascot: Kangaroo
Colors: Purple and White

of students, October 2022: 2,020
of teachers: 115
Teachers with at least a Master's Degree: 84.1%
Student regular attendance rate: 74.1%
4-year graduation rate (class of 2021): 92.3%
5-year graduation rate (class of 2020): 95.8%

District Mission

Each student will graduate prepared to lead a rewarding, responsible life as a contributing member of our community and greater society.

School Mission

Each child, every day, connected and belonging in our community.

School Funding

District General Fund Budget: \$547.2 million
District Per Pupil Expenditure: \$17,975 per pupil
Building Budget for this school: \$514,613

School Description

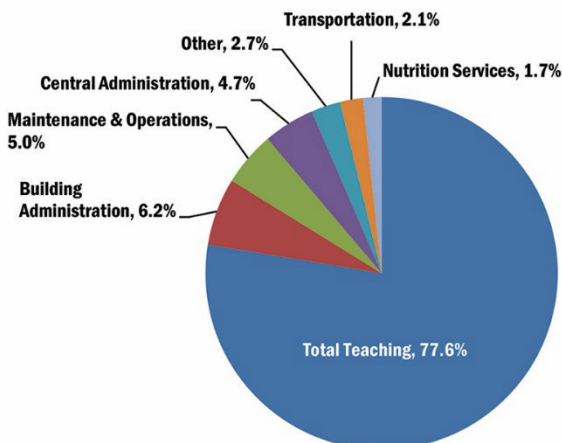
Lake Washington High School has a proud tradition that started in 1922. Located in Kirkland, Lake Washington High School serves students who move up from Rose Hill Middle and Kirkland Middle Schools. As the flagship school in the Lake Washington School District, LWHS carries the motto "Always Rising." Our Kangs set themselves apart through rigorous coursework, involvement in activities and sports, and a commitment to community.

Students at Lake Washington High School have access to dual-credit and college-level coursework. They perform well in DECA/Business and Marketing, Robotics, Theatre, and a variety of other specialized areas. LWHS students are also involved in local government and they participate in volunteer activities that serve our community as a whole.

2022-23 District Expenditures

Where does the money go?

Where does the money go?



2022-23 School Goals

English/Language Arts (9-10)

Increase passing rate on the ELA SBA from 68.8% to 88.8% overall, and for students identified as Hispanic/Latino from 56.9% to 76.9%.

Intervention in Safety Net Math (9-10)

Increase success rate on Math SBA from 27% proficiency to 37% proficiency overall for our population of Multilingual learners (Hispanic/Latino). This builds on gains made in the 22-23 SY.

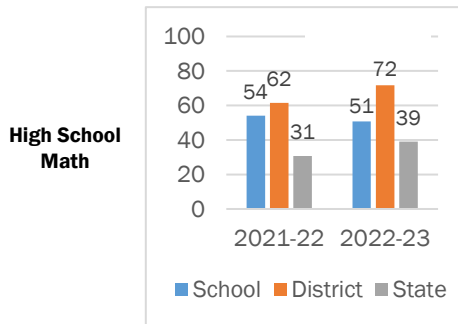
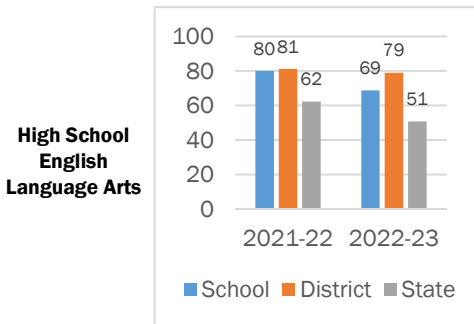
MTSS/Staff and Student Safety (9-12)

Multi-Tiered Systems of Support:

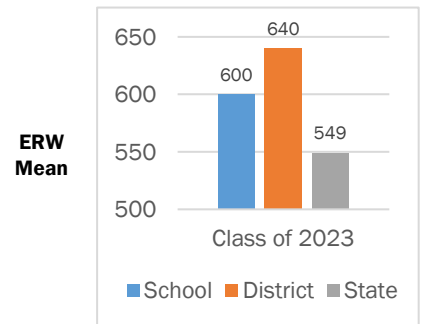
- Instructional Staff Safety: Increase favorable rate from 14% to 25% as measured on the Panorama Survey.
- Rules for students that facilitate their learning: Increase favorable rate from 3% to 25% as measured on the Panorama Survey.
- Students reported a 72% positive rate for school safety. The goal is to increase this to 75% overall by responding to the rates presented by staff.

State Assessment Results

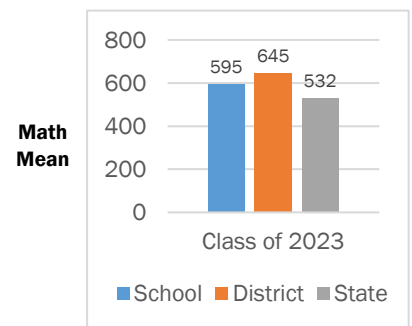
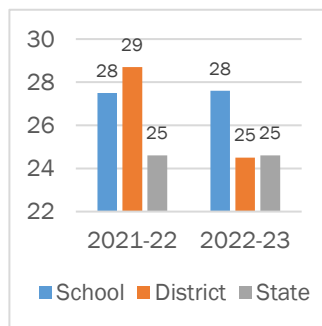
Smarter Balanced Assessment (SBA)+



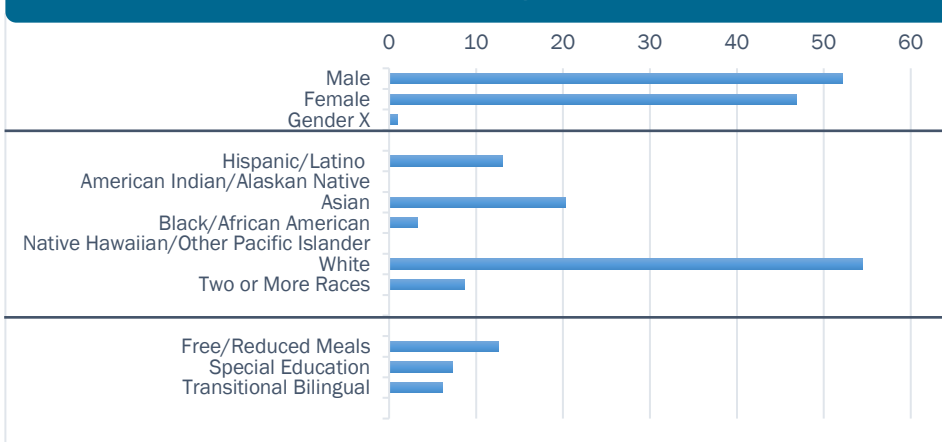
SAT**



ACT**



Student Demographics



+Smarter Balanced Assessment is a Washington state standardized exam. Scores represent percentage of students who met the standards. Students who did not take the test were counted as not meeting standard.

*Scores are suppressed when groups are so small that the information could potentially be used to identify or derive information about individual students. Many 11th grade students refused to take the test: they may have already met graduation requirements through passing the old state tests in 10th grade.

**The Scholastic Aptitude Test (SAT) and the American College Test (ACT) are required by many colleges and universities for admission. Students elect to take these tests. A new SAT was given starting in January 2016. The Reading and Writing sections have been consolidated and now make up "Evidence-Based Reading and Writing" (ERW). As a result, the previous year's data is no longer comparable.

To view state test scores by demographic group, please visit: <http://reportcard.ospi.k12.wa.us>. Select Lake Washington School District_Lake Washington High.

Invitation to Participate

Community Engagement is one of Lake Washington School District's strategic plan goals. We welcome and appreciate the involvement of families and community members in our school. Please contact our school office if you want to join us and help make a difference for our students.

School Building

Our school facilities are available for public use by contacting our school office.

Building Condition Assessment: Good

The Building Condition Assessment represents an overall permanent building condition assessment. It is conducted by a third party in accordance with the state's Asset Preservation Program.