



# Outrageous Outcomes Board Progress Monitoring Report: Graduation

June 25, 2024



You Belong • Tú Perteneces



# *Outrageous* **OUTCOMES**



100% of 3<sup>rd</sup> graders will read on grade level in their language of instruction



100% of students will pass Algebra by the end of 9<sup>th</sup> grade



100% of 9<sup>th</sup> graders will end the school year on track for graduation



100% of students will graduate with a career path



100% of students will experience meaningful connections and hope for their future

**ALL STUDENTS ARE CAPABLE OF SUCCESS: NO EXCEPTIONS**

# Student Experience

- **Senior Class of 2023 Experience**

- The students of the class of 2023 were in 9<sup>th</sup> grade during the 2019-2020 school year when the pandemic started.
- This class lost a significant portion of their critical first two Hi School years. While credits were awarded in spring 2020, essential high school habits were not fully developed.

- **9th 2019-20**

- Emergency School Closure
- 35% Emergency Remote Instruction

- **10th Grade 2020-21**

- 70% Blended Learning Environment
- 30% Full In-Person Learning

- **11th Grade 2021-22**

- 11.5% Students “Chronically Absent”

- **12th Grade 2022-23**

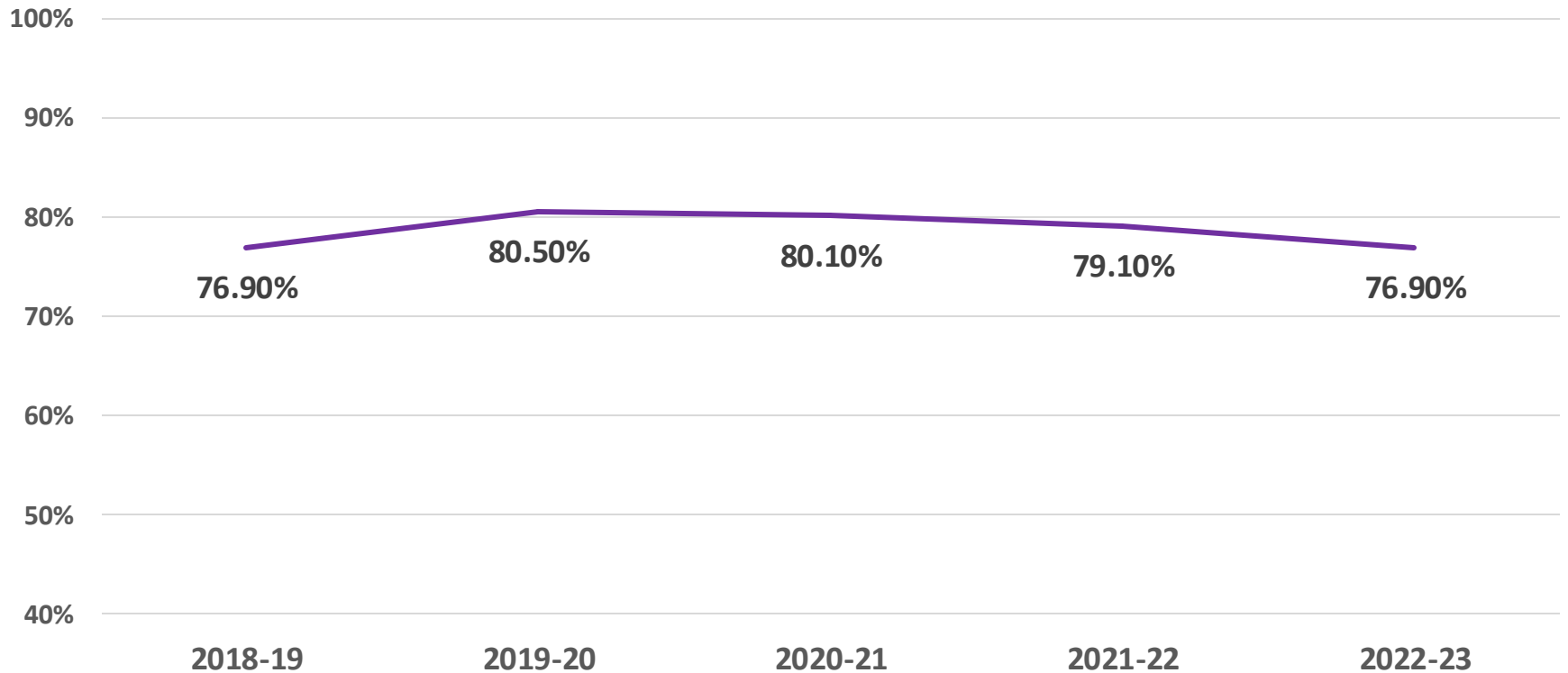
- **39.7%** Students “Chronically Absent”

# Historical View

**4-Year Graduation Rate**

**All Students**

**Pasco School District**



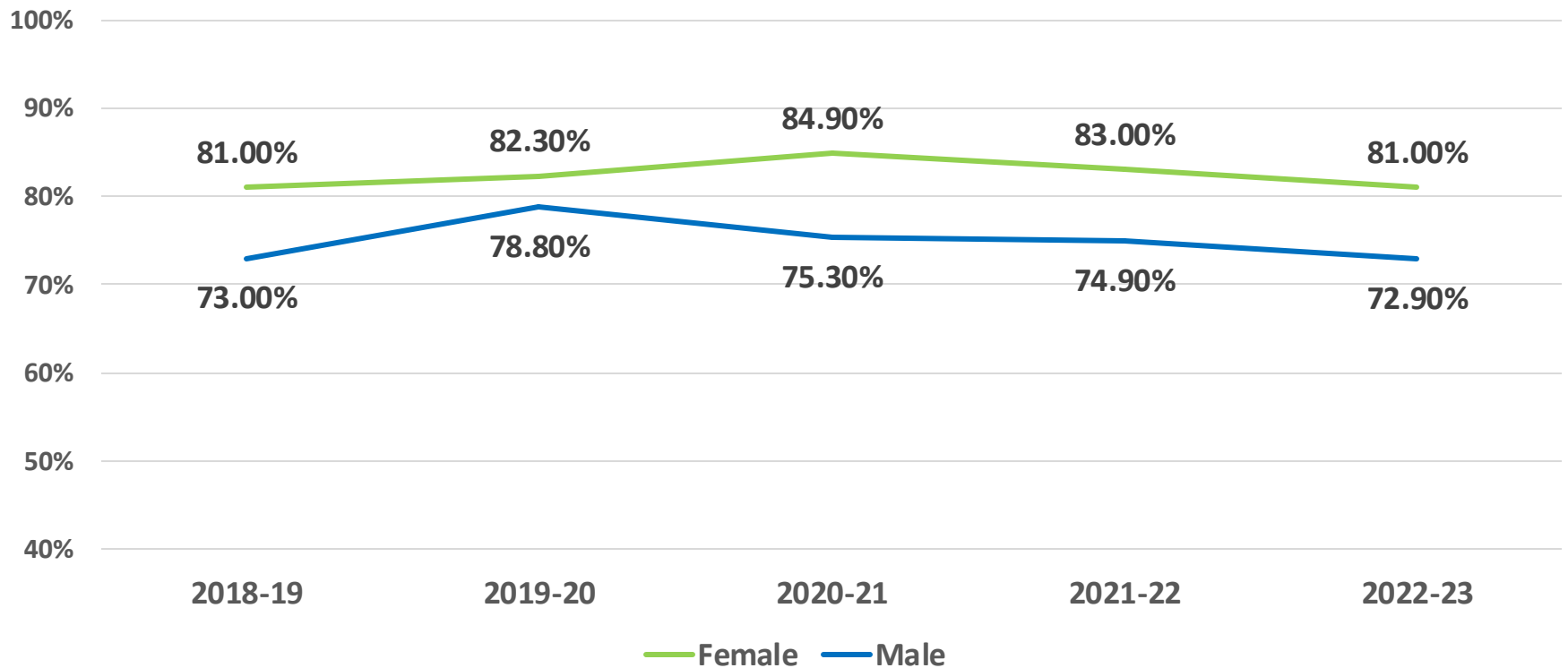


# Historical View

4-Year Graduation Rate

Gender

Pasco School District

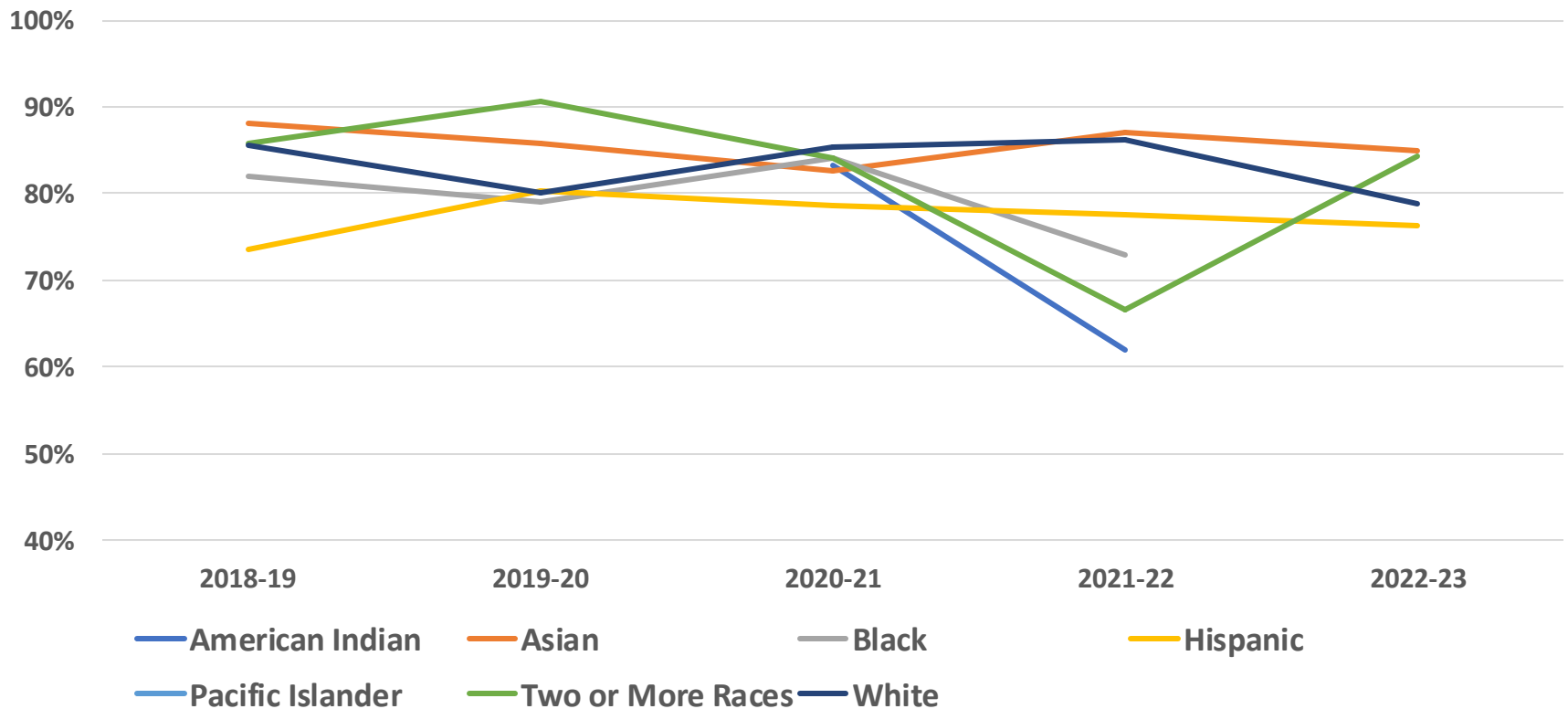


# Historical View

4-Year Graduation Rate

Federal Race/Ethnicity

Pasco School District

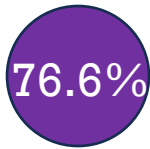


# Graduation Measures

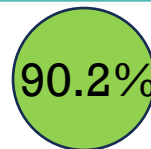
---

- **Currently Used**
  - Graduation measuring both 4-year and 5-year completion rates.

# All Students



4-Year Rate



5-Year Rate

Students not included in  
any of the groups below



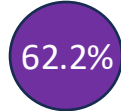
804

Students not included in  
any of the groups below



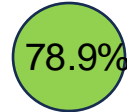
854

Mobility: In District <4  
years



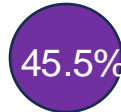
86

Mobility: In District <4  
years



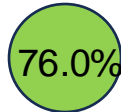
106

Mobility: In District <2  
years



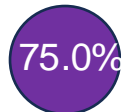
195

Mobility: In District <2  
years



238

Home non-English  
Speaking: Bilingual  
Instruction



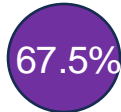
36

Home non-English  
Speaking: Bilingual  
Instruction



36

Home non-English  
Speaking: English  
Instruction



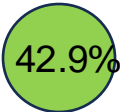
271

Home non-English  
Speaking: English  
Instruction



322

Special Education: WA-AIM



14



# Gender Comparison

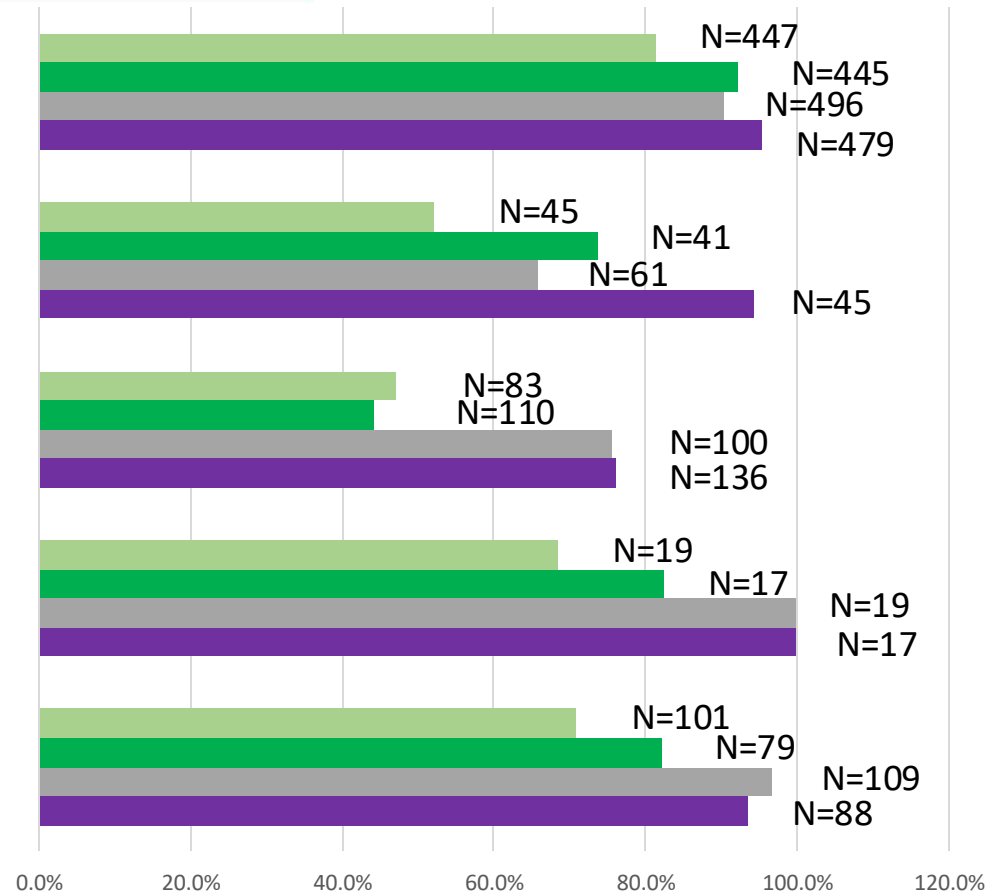
Students not included in any of the groups below

Mobility: In District >4 Years

Mobility: In District >2 Years

Home non-English Speaking: Bilingual Instruction

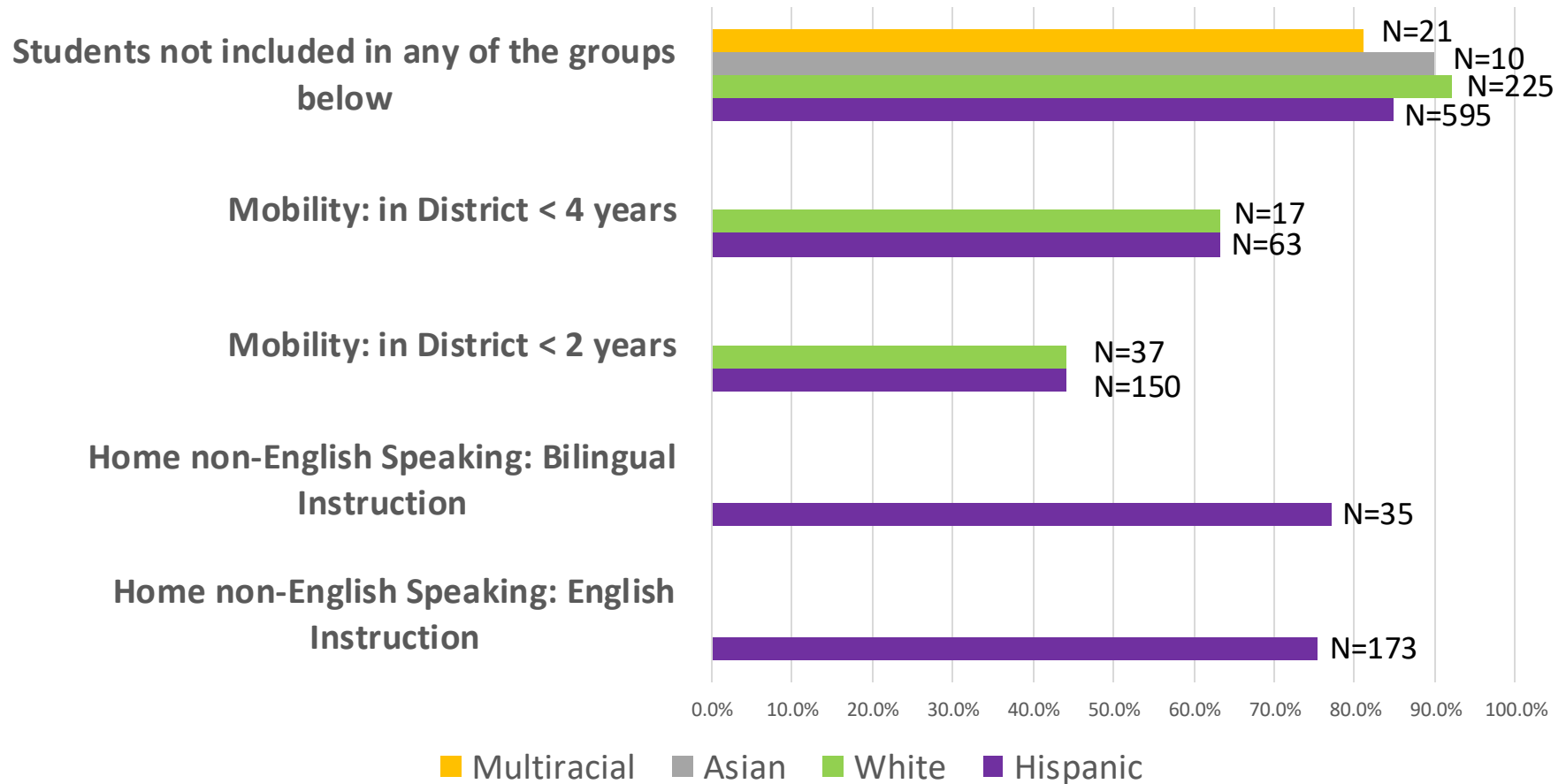
Home non-English Speaking: English Instruction



■ Male (4-Yr) ■ Female (4-Yr) ■ Male (5-Yr) ■ Female (5-Yr)

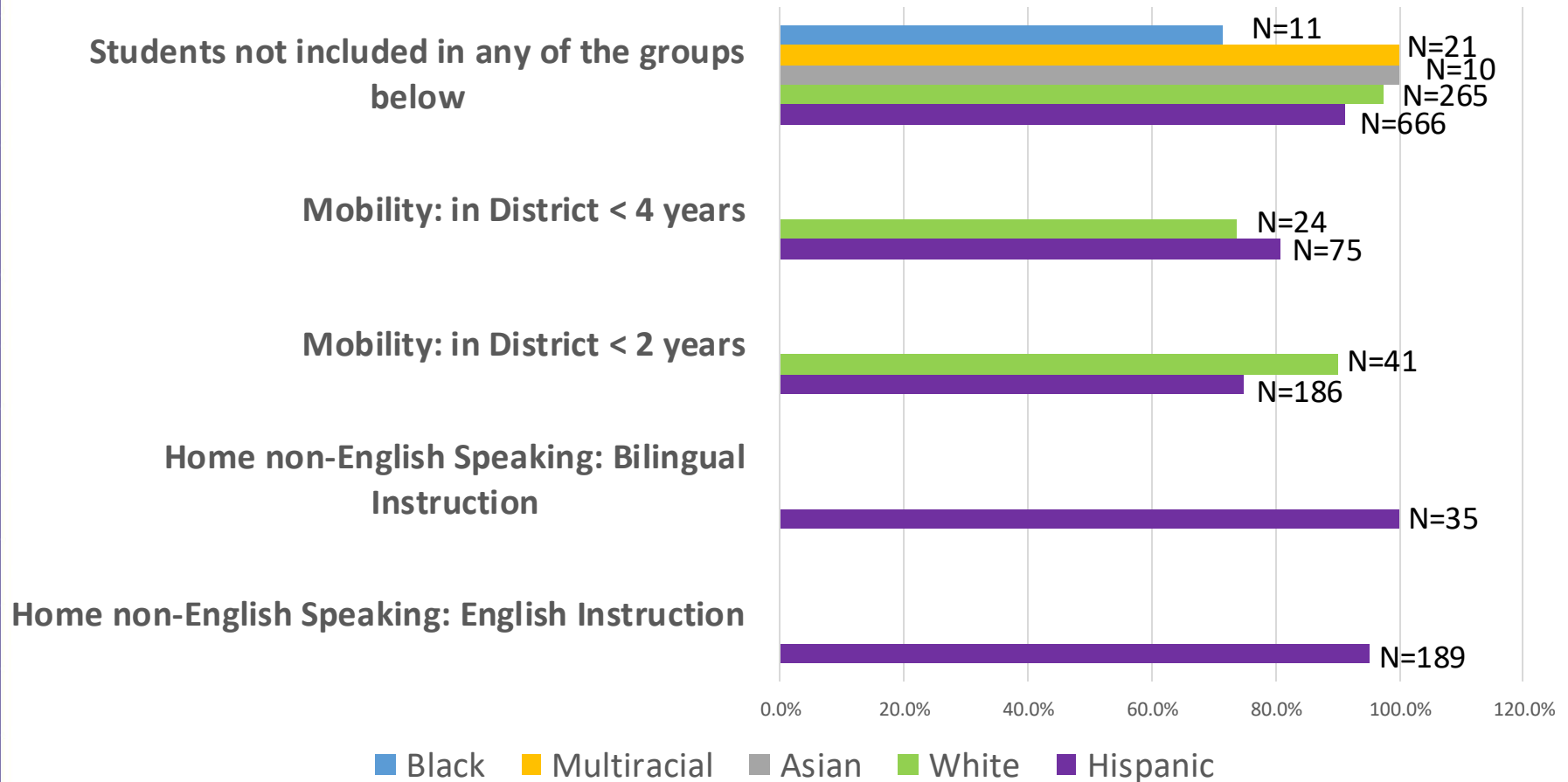
# Ethnicity Disaggregated

## 4-Year Graduation Rates

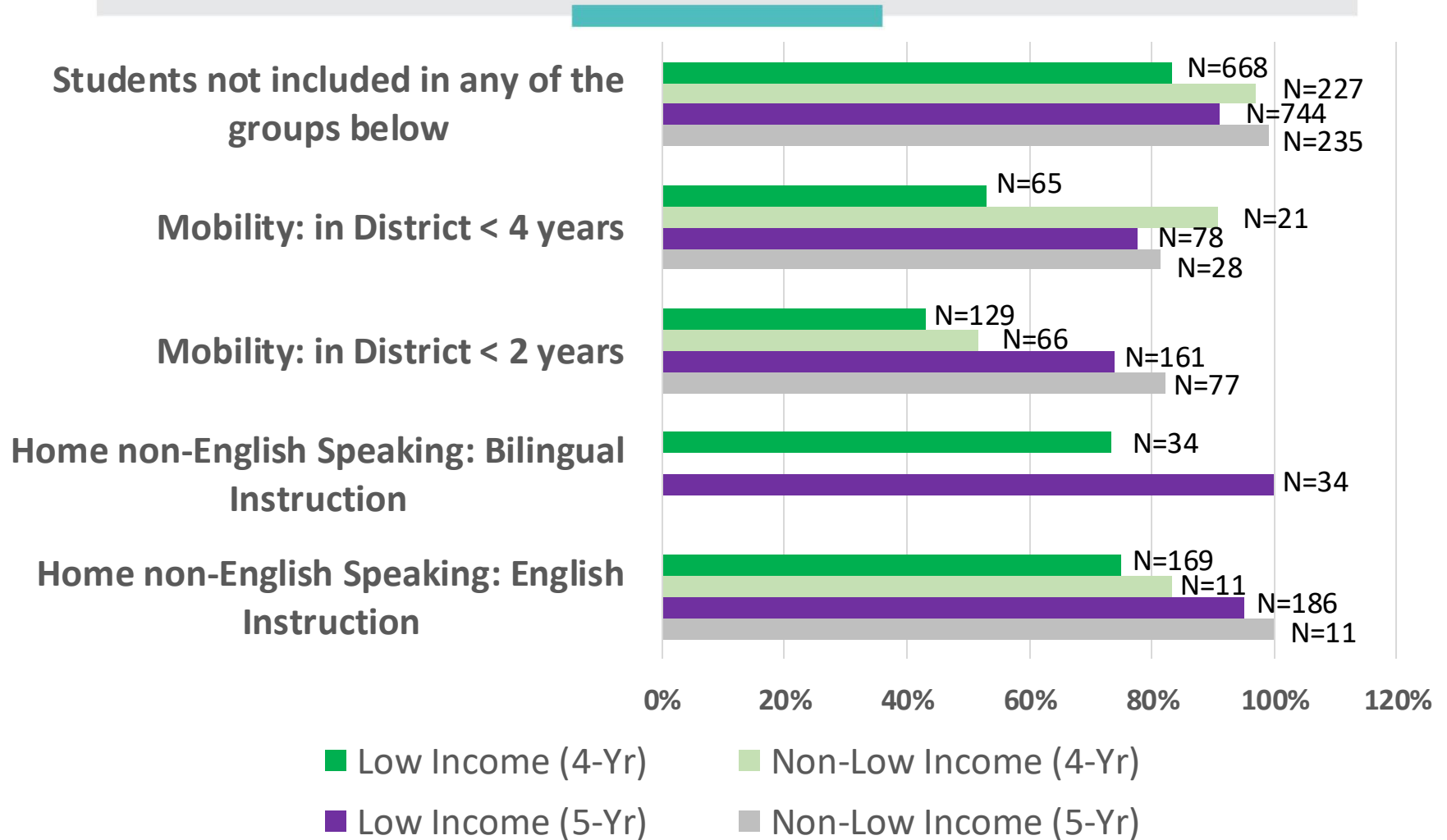


# Ethnicity Disaggregated

## 5-Year Graduation Rates



# Low Income Comparison



# English Learners

73.7%

4-Year Rate

88.3%

5-Year Rate

Students not included in  
any of the groups below

93.5%

346

Students not included in  
any of the groups below

95.6%

371

Mobility: In District <4  
years

45.0%

39

Mobility: In District <4  
years

71.4%

49

Mobility: In District <2  
years

46.6%

114

Mobility: In District <2  
years

75.2%

141

Home non-English  
Speaking: Bilingual  
Instruction

75.0%

36

Home non-English  
Speaking: Bilingual  
Instruction

100%

36

Home non-English  
Speaking: English  
Instruction

67.5%

271

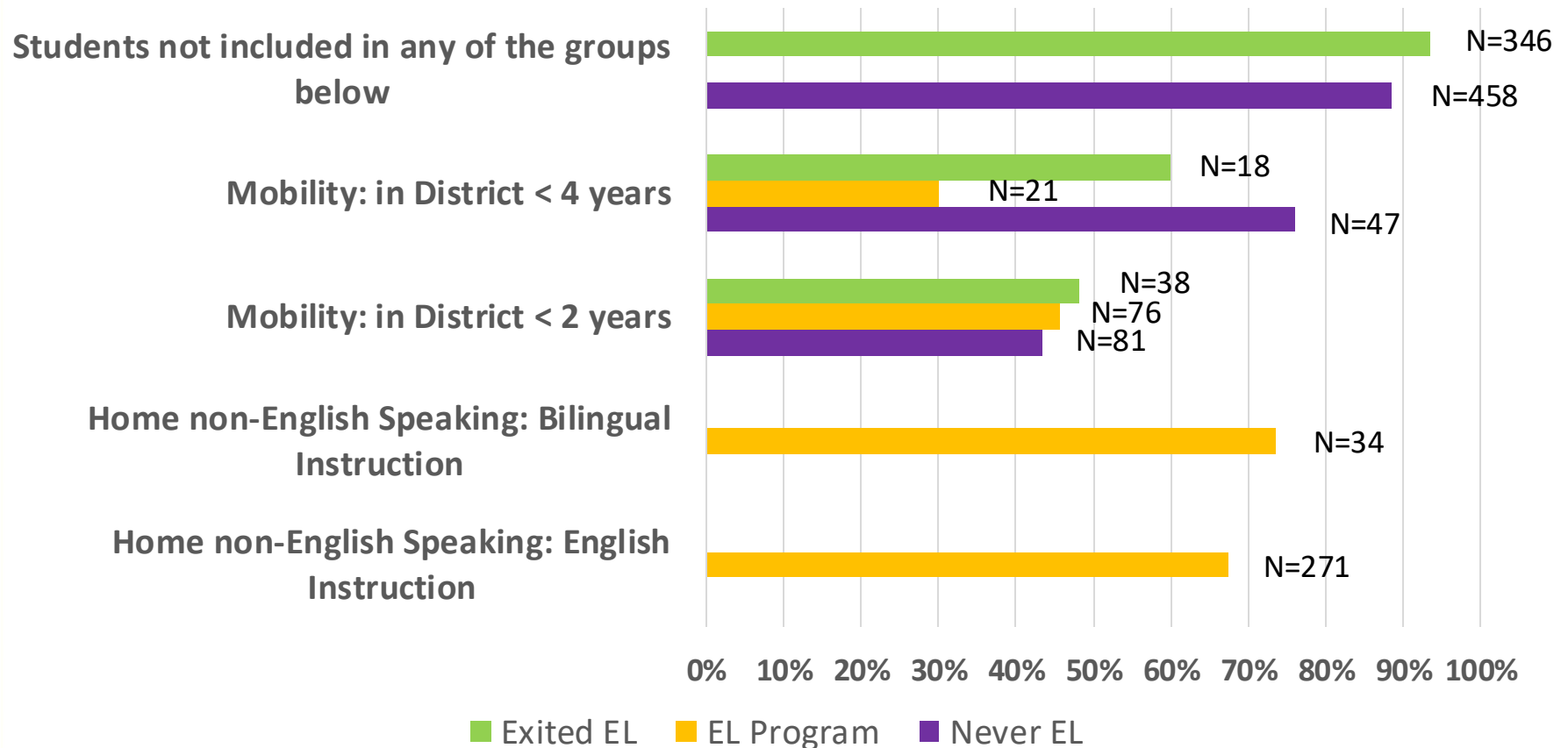
Home non-English  
Speaking: English  
Instruction

85.0%

322

# English Learner Disaggregated

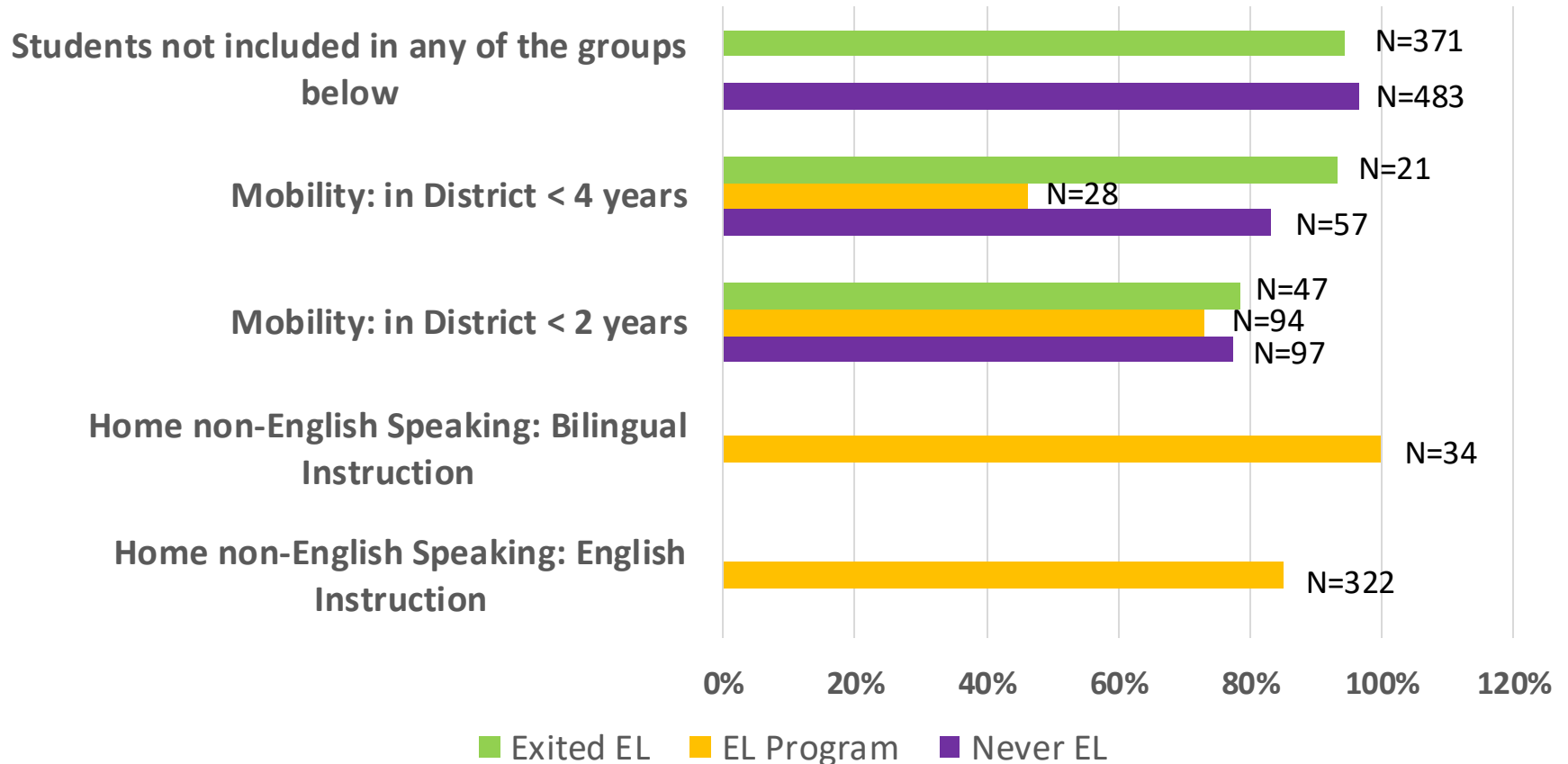
## 4-Year Graduation Rates





# English Learner Disaggregated

## 5-Year Graduation Rates



# Special Education Students

53.7%

4-Year Rate

82.1%

5-Year Rate

Students not included in  
any of the groups below

61.9%

121

Students not included in  
any of the groups below

87.1%

143

Mobility: In District <4  
years

33.3%

15

Mobility: In District <4  
years

45.5%

21

Mobility: In District <2  
years

28.9%

29

Mobility: In District <2  
years

78.3%

39

Home non-English  
Speaking: English  
Instruction

86.7%

14

Home non-English  
Speaking: English  
Instruction

100.0%

15

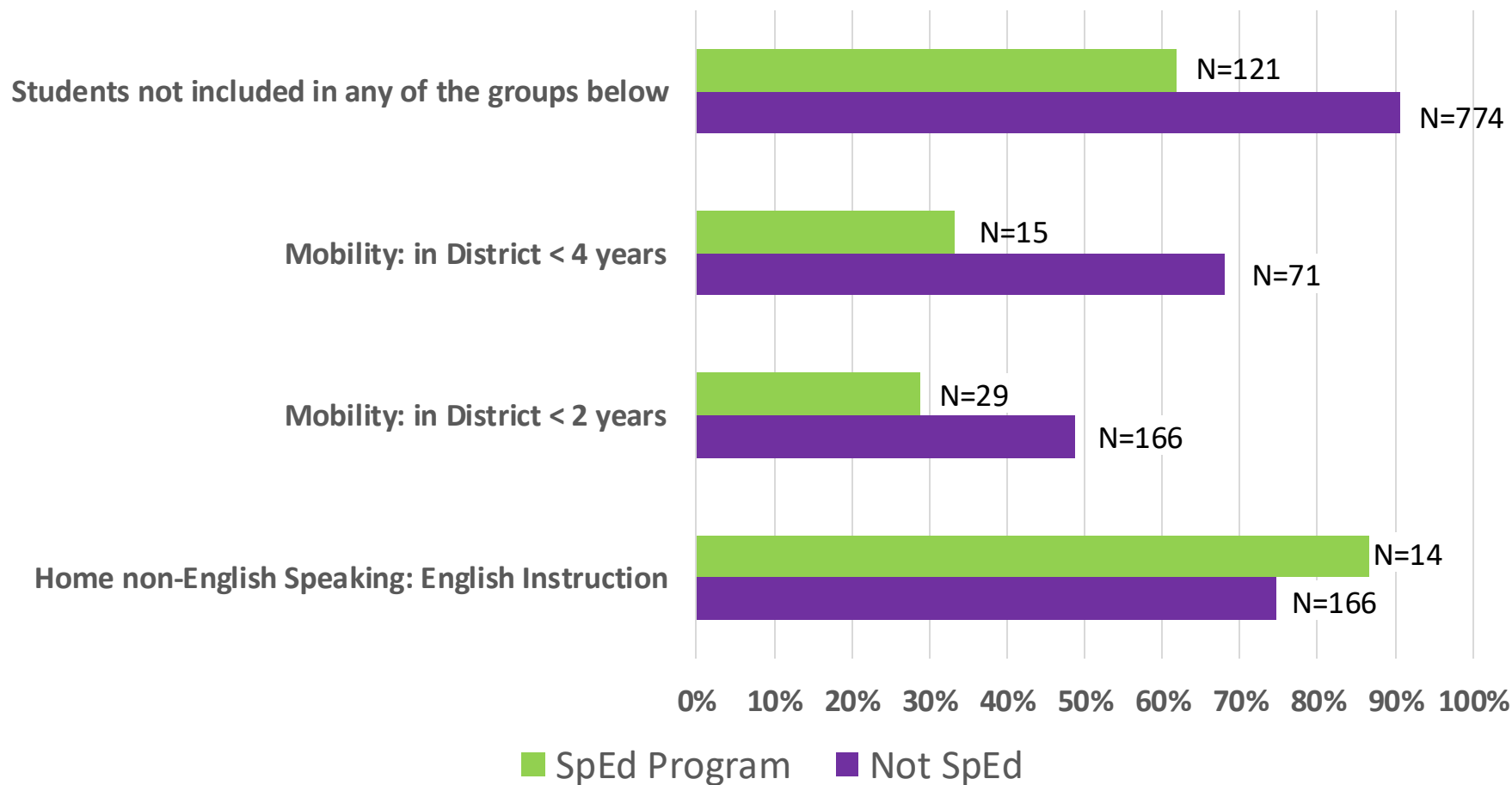
Special Education: WA-AIM

42.9%

14

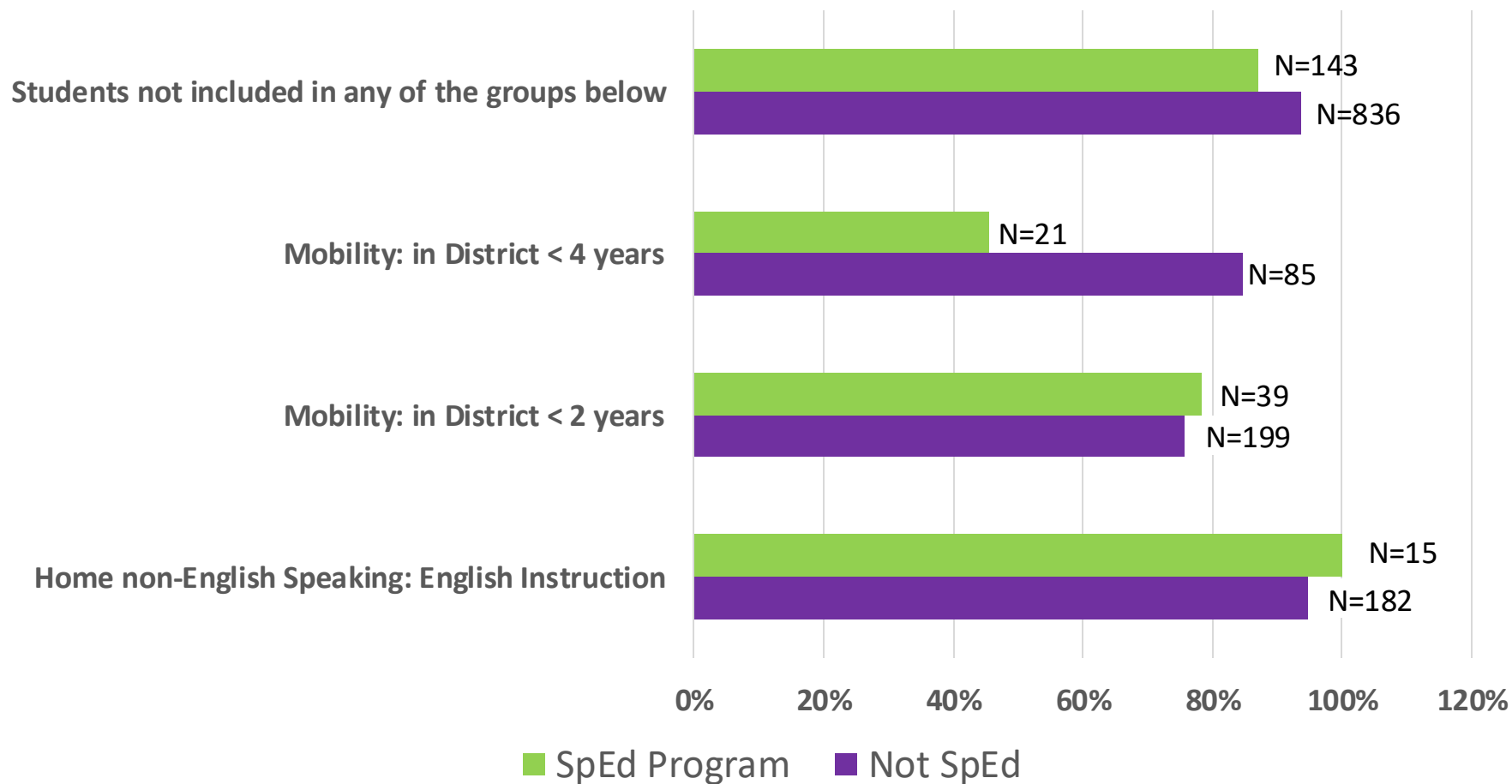
# Students with Disabilities Disaggregated

## 4-Year Graduation Rate



# Students with Disabilities Disaggregated

## 5-Year Graduation Rate



# Summary

- **More than 3 out of 4 Pasco Students Successfully Graduate in 4 years. Over 90% graduate in 5 years showing strong persistence.**
- **Highest 4-Year graduation rates:**
  - **93.5% - Exited EL not included in any other group**
  - **90.7% - Students not included in any other group**
    - **96.6% - Non-Low-Income students**
    - **93.5% - Exited EL students**
    - **92.2% – Female students**
    - **92.1% - White students**
  - **88.7% - All Exited EL students (Includes high mobility)**

# Summary

- **Lowest 4-Year graduation rates:**
  - **45.5% - Student new in the past 2 years**
    - **28.9% - If also in SpEd Program**
  - **53.7% - In SpEd Program**
  - **62.0% - Students in EL Program**
  - **62.2% - Student new in the past 4 years**
    - **30.0% - If also in EL Program**
    - **33.3% - If also in SpEd Program**
    - **52.1% - If male**
    - **52.9% - If also Low Income**



# Current Efforts

- Focus on strengthening Tier 1 Instruction
  - Collaborative structures
  - SIOP – Sheltered Instruction Observation Protocol
  - Continued focus on PLCs
  - AVID Schoolwide Strategies to increase engagement
  - Learning Logs, Focused Note Taking, Critical Reading Strategies
  - 9th & 10th Grade:
    - Goal setting
    - Weekly binder checks
  - Schoolwide advisory lessons
    - High school and Beyond Plans

# Current Efforts

- Focus on attendance
  - Daily, weekly, monthly and each trimester data review
  - Contact with students and parents
- Focus on creating a culture of belonging
  - Empathy interviews
  - Belonging indicators
- Intervention Teams
- Targeted Enhancement and Intervention
- Saturday School and Extended Trimester
- After School Tutoring – Gear UP

# Next Steps

- **Continue to align and calibrate:**
  - District's Strategic Plans
  - School Improvement Plans
  - State of the School Reviews
  - Consistency progress monitoring data to drive the work.
- **Multi-Tier Systems of Support for Academics**
  - Align Tier 1 instruction for all
  - Refine intervention system that focus on early intervention
  - Strengthen Credit Retrieval at high schools
  - Expansion of dual language to secondary
- **Address the chronic absenteeism districtwide**



# **You Belong - Tú Perteneces**

