

Thoreau Elementary Annual Report – 2022-23

8224 NE 138th St., Kirkland, WA 98034
425-936-2720 | thoreau.lwsd.org



Principal: Heidi Lindquist Lane
Associate Principal: Kirsten Hough
Mascot: Frog
Colors: Green and Yellow

of students, October 2022: 413
of teachers: 38
Teachers with at least a Master's Degree: 55.3%
Student regular attendance rate: 73.6%

District Mission

Each student will graduate prepared to lead a rewarding, responsible life as a contributing member of our community and greater society.

School Mission

To be a collaborative community that encourages individual growth and achievement by focusing on what is best for students.

School Funding

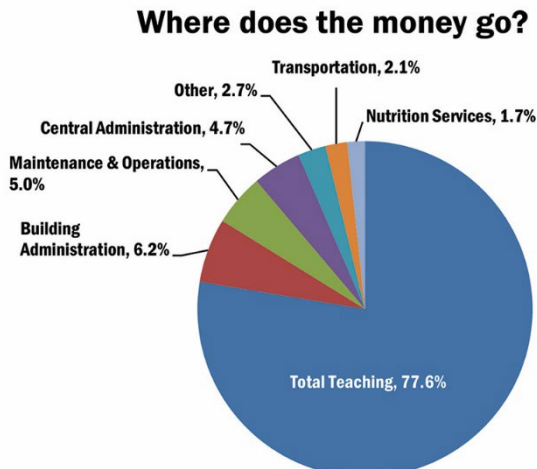
District General Fund Budget: \$547.2 million
District Per Pupil Expenditure: \$17,975 per pupil
Building Budget for this school: \$76,961

School Description

Henry David Thoreau Elementary sits nestled in the woods of the Finn Hill neighborhood in Kirkland, Washington. This neighborhood is home to the majority of our 418 students who attend Thoreau Elementary. Also included in our student body are approximately 75 students in three classrooms who travel to Thoreau from surrounding neighborhood schools to attend the Quest (HiCap) program each day. Additionally, Thoreau houses a Pull-Out Quest classroom where students 2nd – 5th grade attend once per week for HiCap enrichment programming. The students from Thoreau Elementary progress on to Finn Hill Middle School and Juanita High School. Thoreau students bring a rich diversity of cultural backgrounds. Our students speak more than 30 different languages at home and currently 13% of students receive additional support as Multi-Language Learners. Our student body is composed of 55% white students, 20% Asian students, 13% two or more race students, 10% Hispanic students, and 1% Black/African American students. At Thoreau we celebrate this diversity and the individual uniqueness of each of our students.

2022-23 District Expenditures

Where does the money go?



2022-23 School Goals

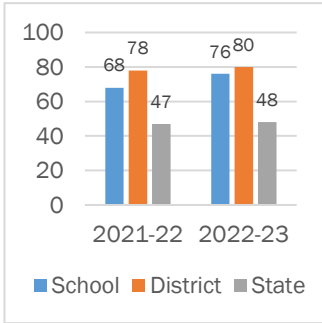
Goals were determined through grade level analysis of state testing results and analysis of grade level assessments.

- Mathematics Grades 2-5: 88% of our 2-5 students will be at grade-level or have minimal or low risk in mathematics based on the Fastbridge EOY assessments (aMath) and Spring SBA (3-5 only).
- English Language Arts/Literacy Phonics and Phonemic Awareness K-1: 88% of students in grades K-1 will demonstrate proficiency in literacy as measured by FastBridge EarlyReading EOY assessment by Spring 2022.
- Emotional Regulation K-5 Teachers identifying students who need daily support with social/emotional regulation will decrease from 61% in Fall Of 2021 to 50% in Spring of 2022 as measured by a teacher perception survey. Teachers indicating more than 20% of their class need support with social/emotional regulation will decrease from 34% in Fall of 2021 to 25% in Spring of 2022 as measured by a teacher perception survey.

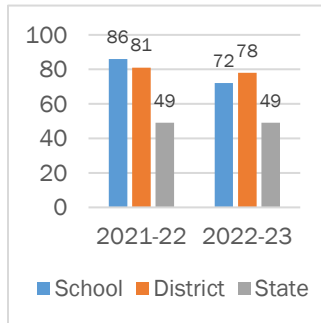
State Assessment Results

Smarter Balanced Assessment (SBA)

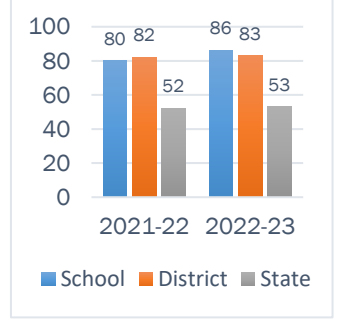
3rd Grade English Language Arts



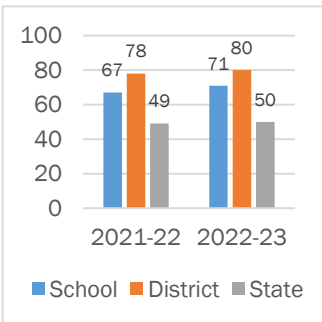
4th Grade English Language Arts



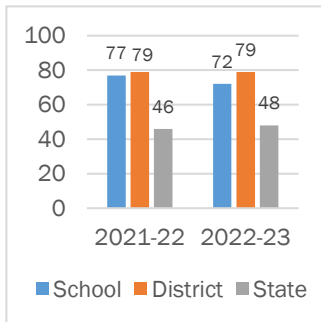
5th Grade English Language Arts



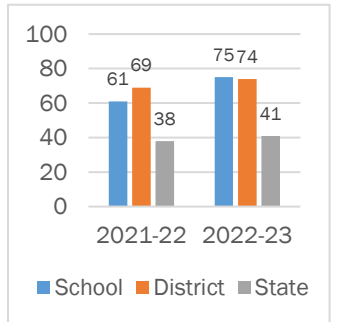
3rd Grade Math



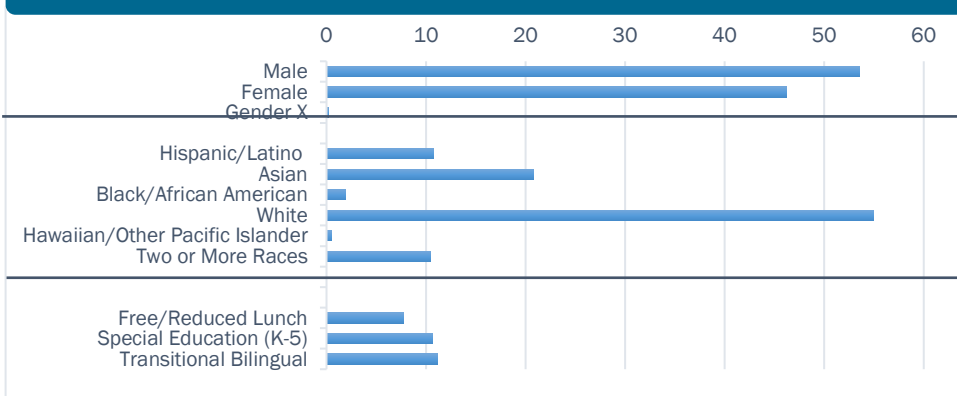
4th Grade Math



5th Grade Math



Student Demographics



School Building

Our school facilities are available for public use by contacting our school office.

Building Condition Assessment: Fair

The Building Condition Assessment represents an overall permanent building condition assessment. It is conducted by a third party in accordance with the state's Asset Preservation Program.

Invitation to Participate

Community Engagement is one of Lake Washington School District's strategic plan goals. We welcome and appreciate the involvement of families and community members in our school. Please contact our school office if you want to join us and help make a difference for our students.