

Explorer Community School Annual Report-2022-23

7040 208th Ave. NE, Redmond, WA 98053
425-936-2530 | explorer.lwsd.org



Principal: Rebekah Westra
Associate Principal: Kimo Spray

Mascot: Eagle
Colors: Blue and Gray

of students, October 2022: 70
of teachers: 13
Teachers with at least a Master's Degree: 76.9%
Student regular attendance rate: 80.3%

District Mission

Each student will graduate prepared to lead a rewarding, responsible life as a contributing member of our community and greater society.

School Mission

Our mission is to create a learning partnership among children, teachers, and parents.

School Funding

District General Fund Budget: \$547.2 million
District Per Pupil Expenditure: \$17,975 per pupil
Building Budget for this school: \$24,753

School Description

The Explorer Community School shares a campus with Dickinson Elementary in Redmond, Washington. As our students leave Explorer Community School, they attend various middle schools around the district, depending on their home school. Explorer Community School opened its doors in the Fall of 1996 and has a mixed-grade classroom environment with three classrooms: 1st/2nd grade, 2nd/3rd grade, and 4th/5th grade. We have high levels of parental participation who are highly involved in enhancing the learning of our students.

2022-23 School Goals

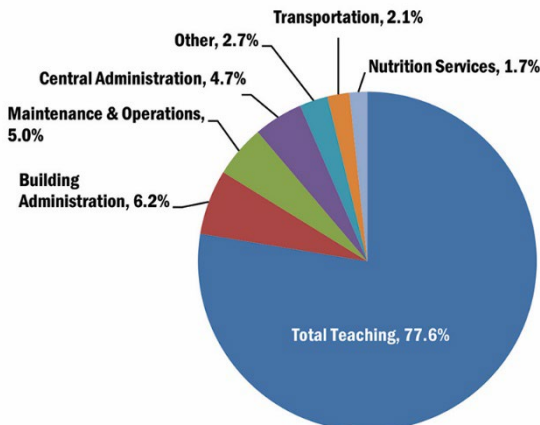
Academic goals were set by the Explorer teachers using baseline data from September 2017 in all academic areas. The team uses a continuous cycle of data analysis to direct instructional practice and ensure that students are receiving instruction at their level, whether they need intervention or challenge.

- Grades K-2 Reading: 96% of students in grades 1-2 at standard on the end of year DIBELS
- Grades 3-5 English Language Arts: 95% at standard
- Grades 3-5 Math: 95% at standard
- Grade 5 Science: 100% at standard
- Achievement Gap: 100% of students grades 3-5 who are male will score at or above grade level standard on the English Language Arts Smarter Balanced Assessment by May 2019.
- School Effectiveness: Nine Characteristics Survey: Student discipline problems are managed well. Goal is to improve from 83.78% agree completely or agree mostly to 90% agree completely or agree mostly by May 2019.
- Attendance: By the end of the 2018-2019 school year, we will move from 90.14% of our students avoiding chronic absences to 95% of our students avoiding chronic absences.
- Discipline: We will teach, model and practice a positive behavioral intervention system. We will develop a tool to measure outcome data to determine successes and barriers, by May 2019. Data collected during the 2018-19 school year will identify the frequency of referrals and reasons for referrals.

2022-23 District Expenditures

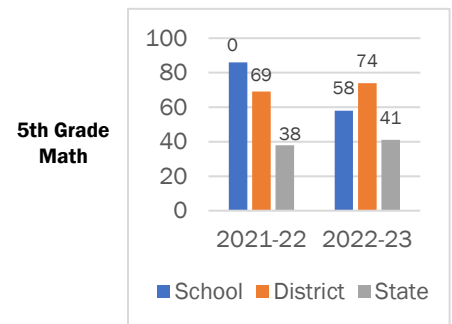
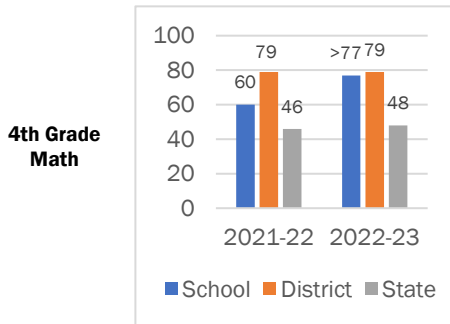
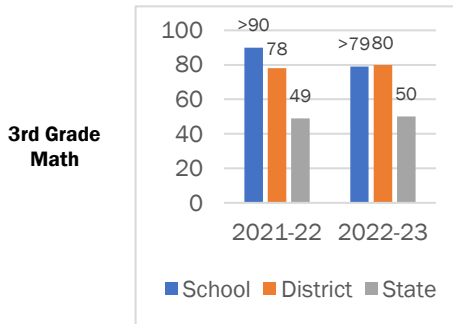
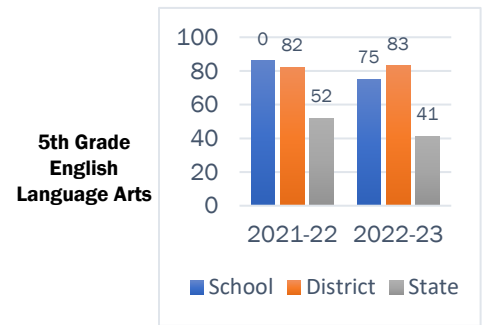
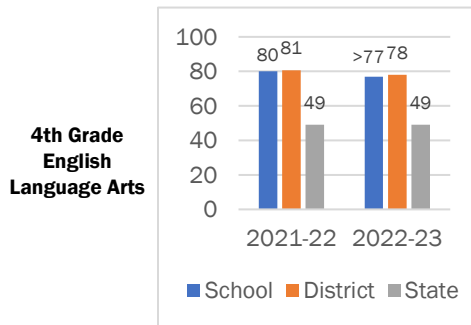
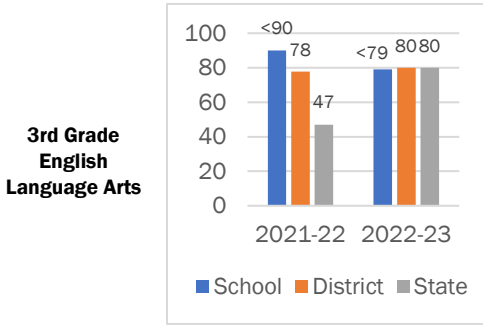
Where does the money go?

Where does the money go?

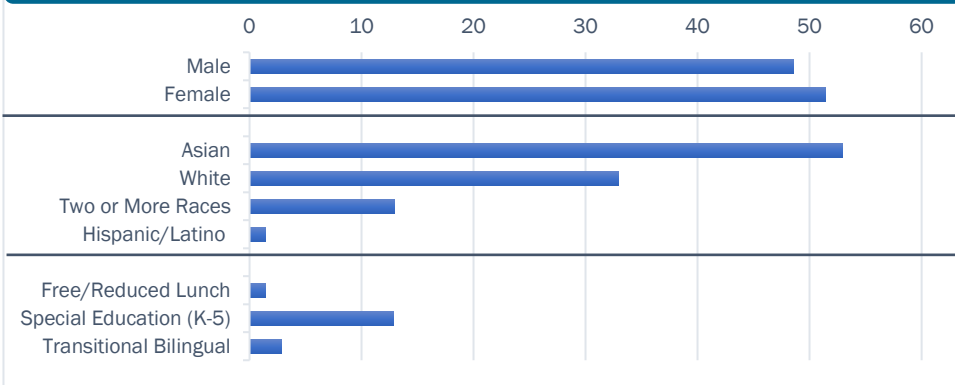


State Assessment Results

Smarter Balanced Assessment (SBA)



Student Demographics



School Building

Our school facilities are available for public use by contacting our school office.

Building Condition Assessment: Fair

The Building Condition Assessment represents an overall permanent building condition assessment. It is conducted by a third party in accordance with the state's Asset Preservation Program.

Invitation to Participate

Community Engagement is one of Lake Washington School District's strategic plan goals. We welcome and appreciate the involvement of families and community members in our school. Please contact our school office if you want to join us and help make a difference for our students.