

Emerson K-12 Annual Report – 2022-23

10903 NE 53rd St., Kirkland, WA 98033
425-936-2311 | emersonk12.lwsd.org



Principal: Dr. Nell Ballard-Jones
Associate Principal: Sarah Wiegand
Mascot: Dolphin
Colors: Blue, White, and Silver

of students, October 2022: 70
of teachers: 9
Teachers with at least a Master's Degree: 77.8%
Student regular attendance rate: >96%

District Mission

Each student will graduate prepared to lead a rewarding, responsible life as a contributing member of our community and greater society.

School Mission

Emerson K-12 is a community of families working in collaboration with the Lake Washington School District to ensure that each student will be prepared to lead a rewarding, responsible life as a contributing member of our community and greater society.

School Funding

District General Fund Budget: \$547.2 million
District Per Pupil Expenditure: \$17,975 per pupil

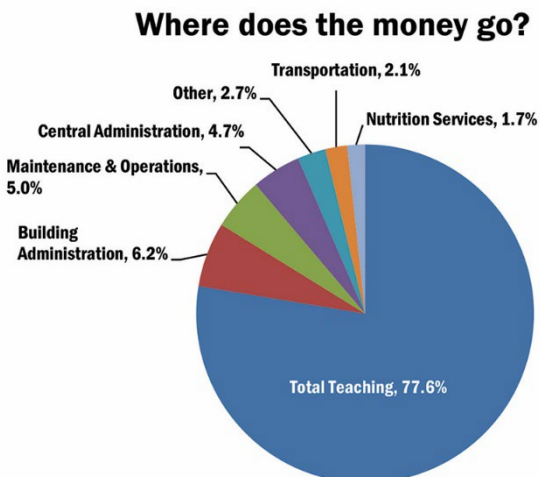
School Description

Emerson K-12 is a Parent Partnership Program (PPP) designed to engage families who are interested in being active partners in the instruction of their child(ren). As a public school, K through 12 graders can enroll at no cost.. Core and enrichment/elective classes are generally offered two days per week, with parents delivering instruction on the other days in partnership with certificated staff. Each student has an individualized learning plan that meets LWSD and state standards.

Emerson K-12 is one of many Choice Schools in the LWSD that works to meet our District vision: Every Student Future Ready: Prepared for College, Prepared for the Global Workplace, Prepared for Personal Success in a non-traditional setting. At Emerson K-12, our focus continues to be on helping support individual students in meeting District and state standards wherever their learning happens.

2022-23 District Expenditures

Where does the money go?

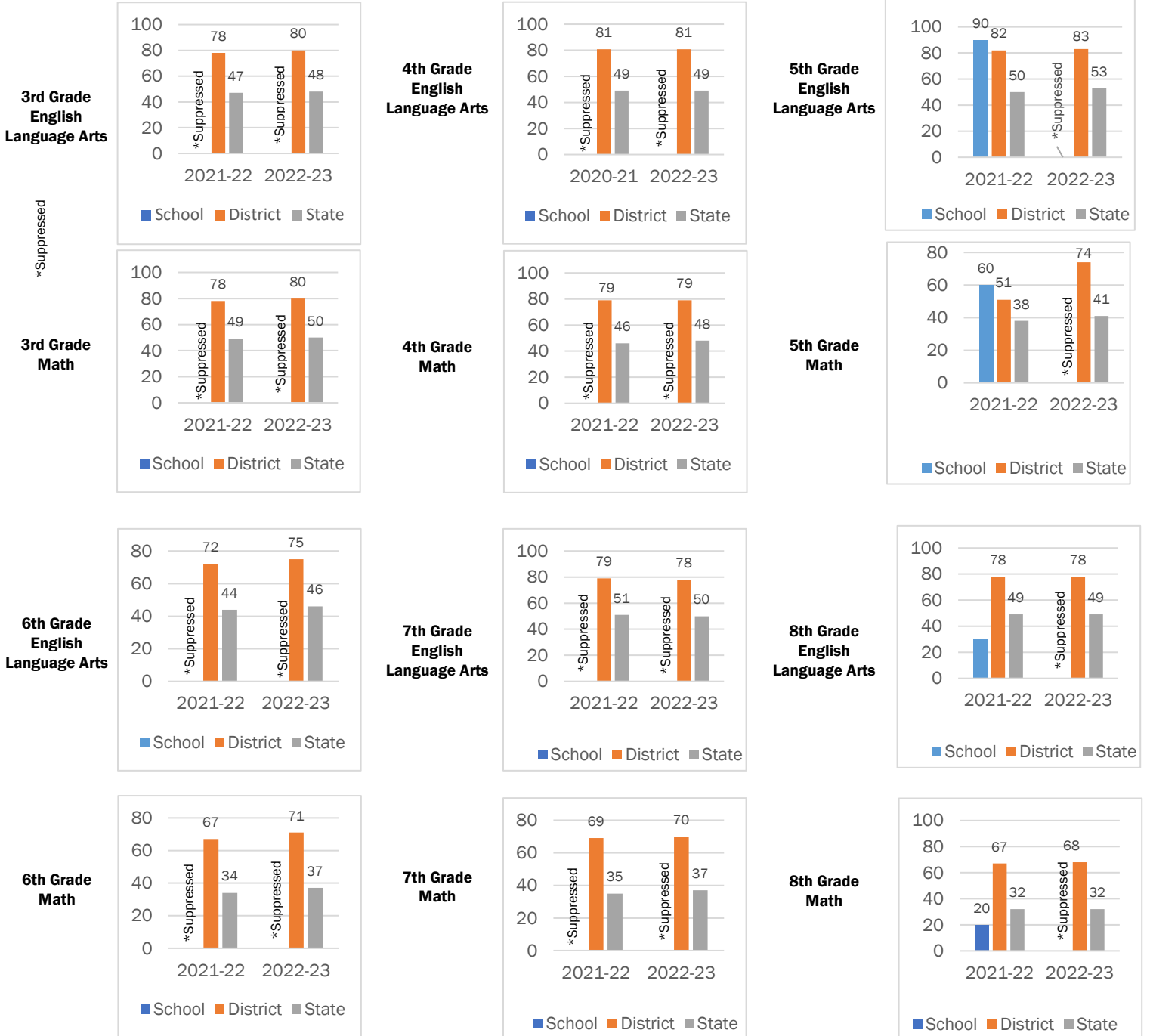


2022-23 School Goals

- Grades K-2 Reading: 90% of students will meet proficiency standards on end of year DIBELS.
- Grades 3-5 ELA: 85% of students at standard
- Grades 3-5 Math: 85% of students at standard
- Grade 5 Science: 65% of students at standard
- Grades 6-8 Literacy: 85% of students at standard
- Grades 6-8 Math: 90% of students at standard
- Grade 8 Science: 90% of students at standard

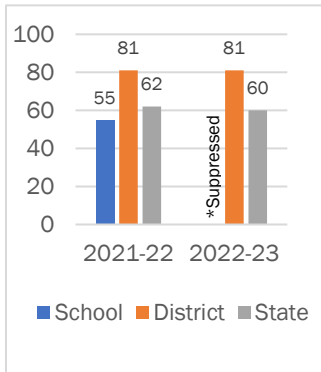
State Assessment Results

Smarter Balanced Assessment (SBA)

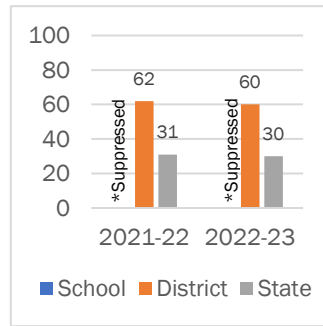


Smarter Balanced Assessment (SBA)*

High School English Language Arts



High School Math

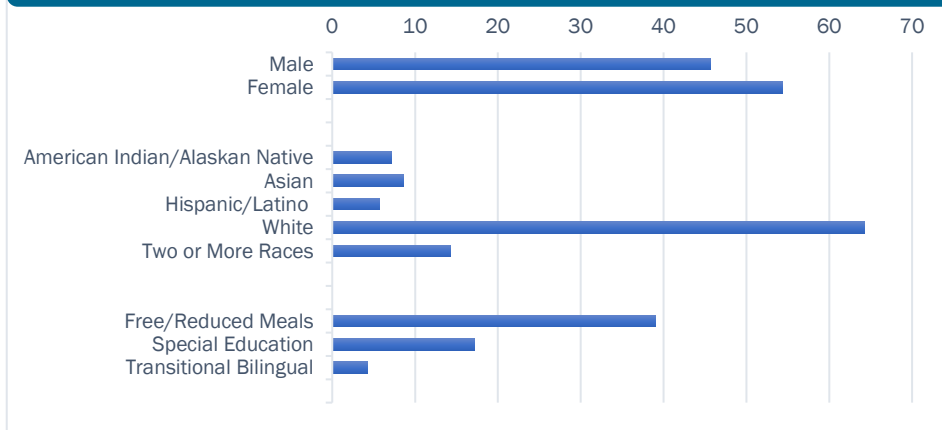


+Smarter Balanced Assessment is a Washington state standardized exam. Scores represent percentage of students who met the standards. Students who did not take the test were counted as not meeting standard.

*Scores are suppressed when groups are so small that the information could potentially be used to identify or derive information about individual students. Many 11th grade students refused to take the test: they may have already met graduation requirements through passing the old state tests in 10th grade.

To view state test scores by demographic group, please visit: <http://reportcard.ospi.k12.wa.us>. Select Lake Washington School District_Emerson K-12.

Student Demographics



School Building

Our school facilities are available for public use by contacting our school office.

Building Condition Assessment: Fair

The Building Condition Assessment represents an overall permanent building condition assessment. It is conducted by a third party in accordance with the state's Asset Preservation Program.

Invitation to Participate

Community Engagement is one of Lake Washington School District's strategic plan goals. We welcome and appreciate the involvement of families and community members in our school. Please contact our school office if you want to join us and help make a difference for our students.