

Einstein Elementary Annual Report – 2022-23

18025 NE 116th St., Redmond, WA 98052
425-936-2540 | einstein.lwsd.org



Principal: Robin Imai
Associate Principal: Delia Villanueva
Mascot: Otter
Colors: Teal Blue, Green, and Silver

of students, October 2022: 513
of teachers: 40
Teachers with at least a Master's Degree: 50.0%
Student regular attendance rate: 79.9%

District Mission

Each student will graduate prepared to lead a rewarding, responsible life as a contributing member of our community and greater society.

School Mission

Every student future ready.

School Funding

District General Fund Budget: \$547.2 million
District Per Pupil Expenditure: \$17,975 per pupil
Building Budget for this school: \$122,827

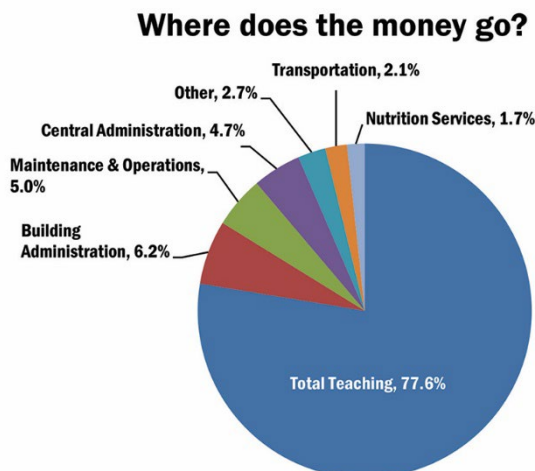
School Description

Albert Einstein Elementary School is a diverse community with over 36 language groups represented within our student body and families from all socio-economic backgrounds. This diversity provides the unique opportunity to educate students on how to respect, appreciate and celebrate differences and to learn about many cultures.

Through common expectations and celebrating successes, students at Einstein learn to value the perspective of others, developing skills for real-world application and future success. Einstein is also home to several programs including full-time Quest classrooms and a Dual Language Spanish Program. The fulltime Quest program is designed to meet the needs of students who have been identified as having exceptional cognitive and academic ability by accelerating and enriching the district curriculum. The Dual Language program has instruction in two languages, with part of the time taught entirely in Spanish and the other part in English.

2022-23 District Expenditures

Where does the money go?



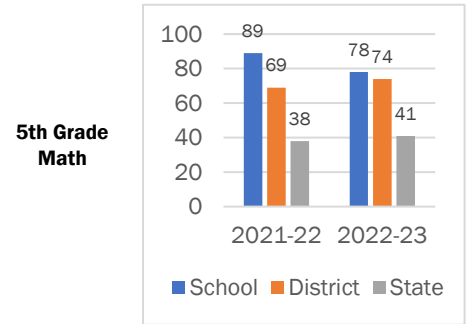
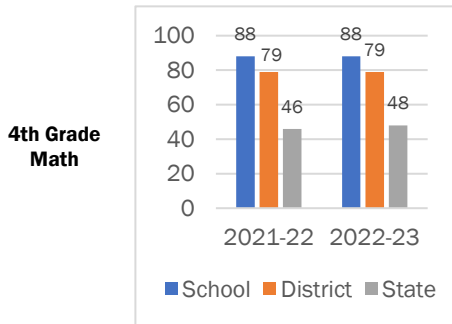
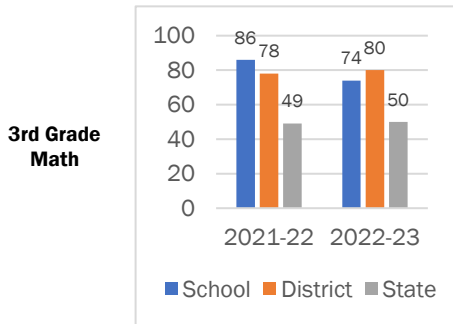
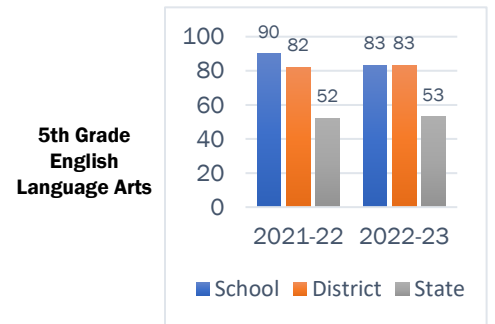
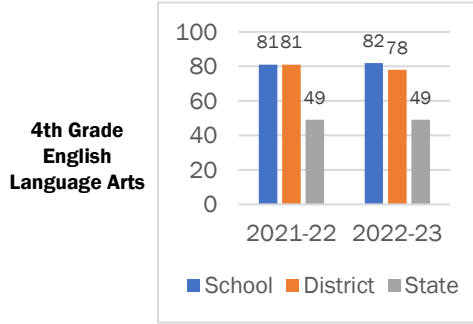
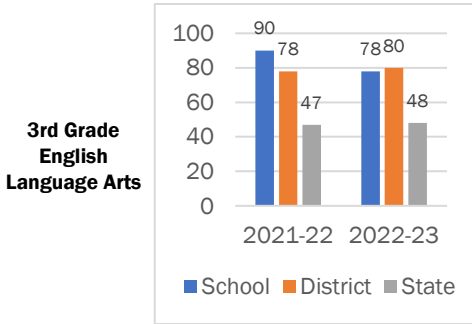
2022-23 School Goals

Grade level teams met to determine student growth goals and state test target scores. Staff analyzed last year's assessment data and individual student assessment data to determine assessment goals.

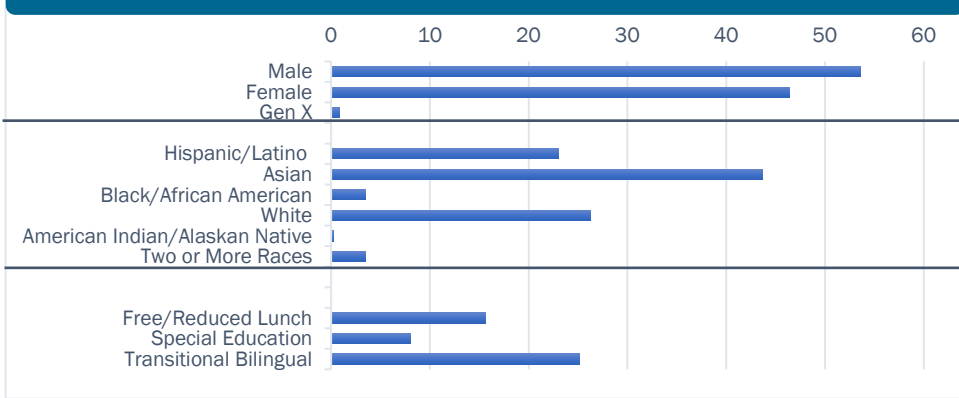
- Grades K-2 Reading: 88% of students at benchmark on end of year DIBELS
- Grades 3-5 English Language Arts: 85% at standard
- Grades 3-5 Math: 75% at standard
- Grade 5 science: 75% at standard
- Achievement gap: 53 % of Hispanic/Latino 3rd graders will meet or exceed standards on the ELA SBA in June of 2019.
- School Effectiveness: 50% of staff members will rate family involvement as high based on the 9 Characteristics Survey.
- Attendance: Last year there were 446.2 absences per month. This year we will decrease the average number of absences per month by 10% to a total of 401.6 average absences per month.
- Discipline: Number of referrals from the playground will decrease from 248 to 211 (15%).

State Assessment Results

Smarter Balanced Assessment (SBA)



Student Demographics



School Building

Our school facilities are available for public use by contacting our school office.

Building Condition Assessment: Fair

The Building Condition Assessment represents an overall permanent building condition assessment. It is conducted by a third party in accordance with the state's Asset Preservation Program.

Invitation to Participate

Community Engagement is one of Lake Washington School District's strategic plan goals. We welcome and appreciate the involvement of families and community members in our school. Please contact our school office if you want to join us and help make a difference for our students.