

Rush Elementary Annual Report – 2022-23

6101 152nd Ave. NE, Redmond, WA 98052
425-936-2690 | rush.lwsd.org



Principal: Lucy Davies
Associate Principal: Moya Hines-Yates
Mascot: Cheetah
Colors: Green and Gold

of students, October 2022: 630
of teachers: 44
Teachers with at least a Master's Degree: 56.8%
Student regular attendance rate: 79.2%

District Mission

Each student will graduate prepared to lead a rewarding, responsible life as a contributing member of our community and greater society.

School Mission

Accept where students are, then cultivate, engage, and challenge them to reach personal success.

School Funding

District General Fund Budget: \$547.2 million
District Per Pupil Expenditure: \$17,975 per pupil
Building Budget for this school: \$98,169

2022-23 District Expenditures

Where does the money go?

School Description

Benjamin Rush Elementary is a neighborhood school situated in a community dedicated to learning. Rush Elementary was the first Peace Builder School in the state, promoting a welcoming environment where mutual respect is highly valued. One of our strengths as a community is our diversity. We have over 44 languages spoken at the school and our students and families come from all over the world.

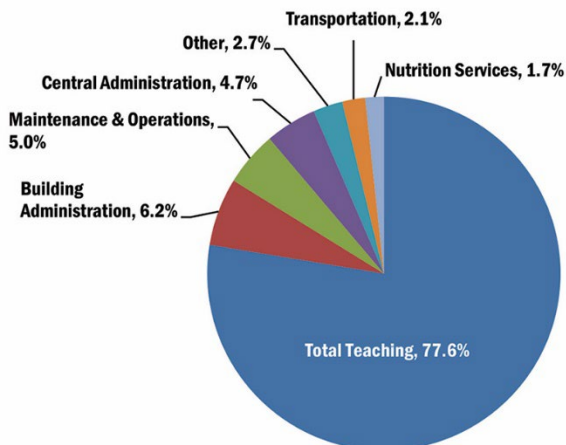
We have a dedicated and highly skilled staff that works extremely hard to support the growth of each student. The Rush staff is committed to quality, research-based teaching practices, teamwork, collaboration and continual improvement. We are confident that Rush provides a strong academic and social learning experience where children have the opportunity to thrive. We believe that every student can achieve high standards and work hard to ensure success for each of our students.

2022-23 School Goals

Teachers analyzed data for each academic area. They looked at state testing data and DIBELS scores over the past three years, whenever possible, to see the historic trends for each student. Based on this data, as well as classroom-based assessments, teachers set goals.

- 80% or more of kindergarten and 1st grade students will demonstrate proficiency in the 'Phonemic Awareness' component as measured by FastBridge earlyReading on the Screening-to-Intervention (s2i) Report.
- 80% or more of 2nd and 5th grade students will demonstrate proficiency in the FastBridge CBMmath Automaticity (Operations) on the Screening-to-Intervention (s2i) Report.
- 70% of students in grades 3-5 will self-report that they are able to regulate their emotions based on the Panorama Survey.

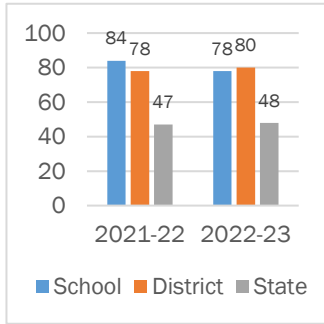
Where does the money go?



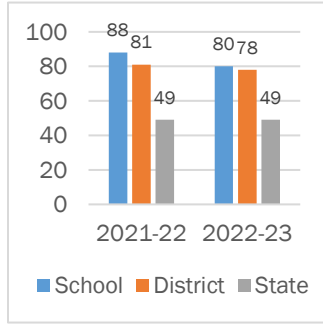
State Assessment Results

Smarter Balanced Assessment (SBA)

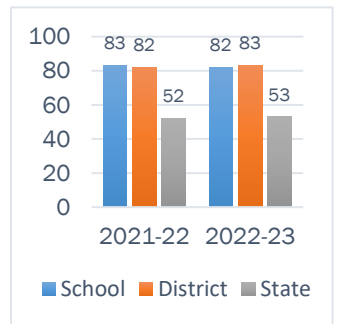
3rd Grade English Language Arts



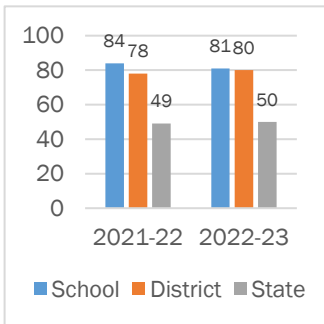
4th Grade English Language Arts



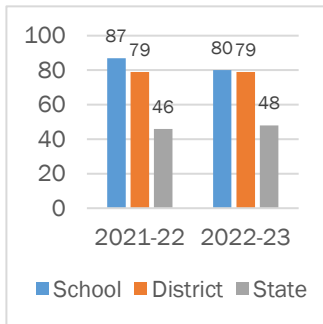
5th Grade English Language Arts



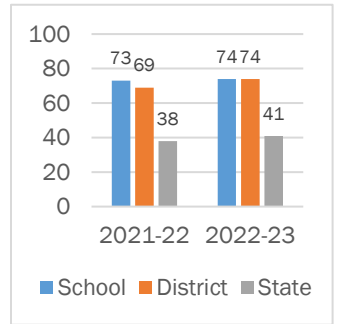
3rd Grade Math



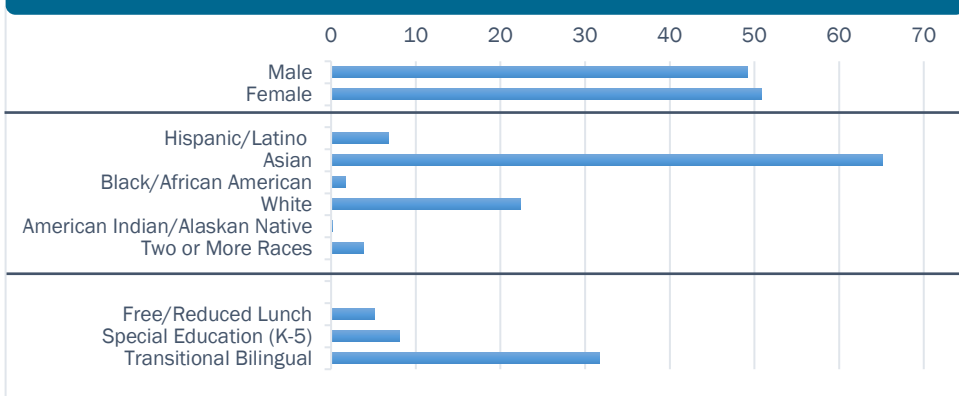
4th Grade Math



5th Grade Math



Student Demographics



School Building

Our school facilities were available for public use by contacting our school office.

Building Condition Assessment: Good

The Building Condition Assessment represented an overall permanent building condition assessment. It was conducted by a third party in accordance with the state's Asset Preservation Program.

Invitation to Participate

Community Engagement is one of Lake Washington School District's strategic plan goals. We welcome and appreciate the involvement of families and community members in our school. Please contact our school office if you want to join us and help make a difference for our students.