

Redmond Elementary Annual Report – 2022-23

16800 NE 80th St., Redmond, WA 98052
425-936-2660 | redmond.lwsd.org



Principal: Jeff DeGallier
Associate Principal: Clara Saeteurn
Mascot: Hawk
Colors: Red and Black

of students, October 2022: 545
of teachers: 47
Teachers with at least a Master's Degree: 63.8%
Student regular attendance rate: 72.5%

District Mission

Each student will graduate prepared to lead a rewarding, responsible life as a contributing member of our community and greater society.

School Mission

Redmond Elementary believes in equity and excellence for every student. We will provide each student with the academic, social, and emotional instruction and supports needed to find their purpose and to succeed in a global community.

All families will be welcomed and supported as partners.

School Funding

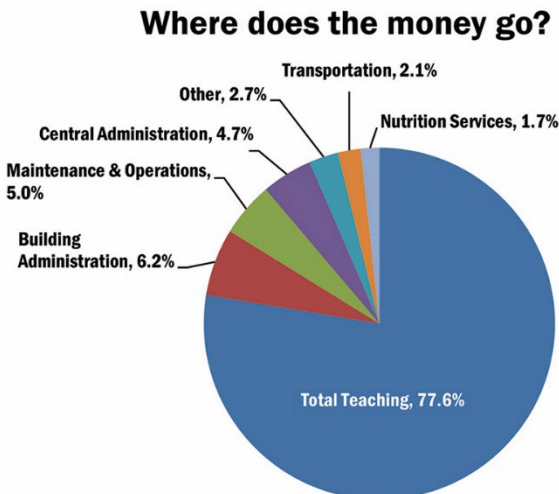
District General Fund Budget: \$547.2 million
District Per Pupil Expenditure: \$17,975 per pupil
Building Budget for this school: \$67,248

School Description

Redmond Elementary School is a diverse school serving the core downtown of Redmond and surrounding neighborhoods. There are currently 563 students enrolled in twenty-one general education classrooms, two Special Education Intervention Classrooms, two classrooms to support students with complex learning needs, and one Highly Capable classroom. Our staff share a strong commitment to academic excellence and social justice, serving students from all over the world who speak more than 30 languages, and represent a wide continuum of socio-economic conditions. We welcome and foster relationships with community partners to ensure both academic and social success for all students. Community partners include PTSA, Lunch Buddies, community volunteers, The Together Center, HealthPoint, Seamar, Hopelink and Community in the Schools.

2022-23 District Expenditures

Where does the money go?



2022-23 School Goals

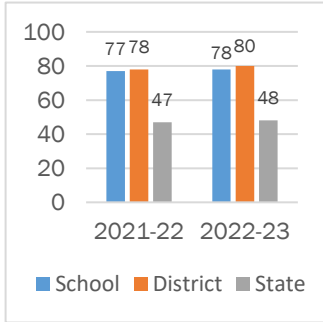
Grade-level teams reflected on previous academic assessment results to make projections. Academic goals are monitored throughout the school year.

- Grades K-2 Reading: 87% of students will be at benchmark as measured by our universal screener, FastBridge
- Grades 3-5 English Language Arts: 84% at standard
- Grades 3-5 Math: 81% at standard
- Grade 5 Science: 83% at standard
- Achievement Gap: 80% of students identifying as Hispanic/Latino and 85% of students identifying as Black, at standard for the SBA
- School Effectiveness: 85% of staff agree that "teachers and staff answering the staff trust one another"
- Attendance: Reduce the number of who miss 10% or more of school days from 13% to 10%
- Discipline: Decrease the number of physically aggressive recess incidents from an average of 1.6 per day to an average of 1 or fewer per day in May 2018.

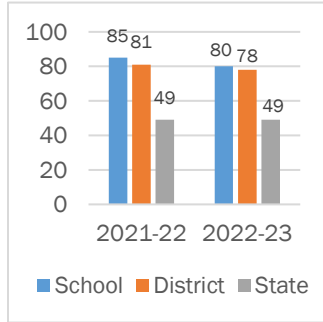
State Assessment Results

Smarter Balanced Assessment (SBA)

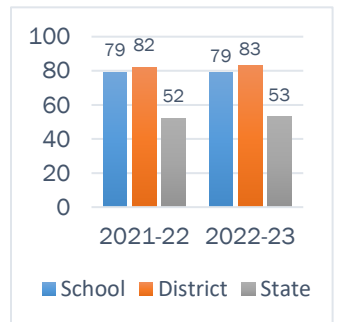
3rd Grade English Language Arts



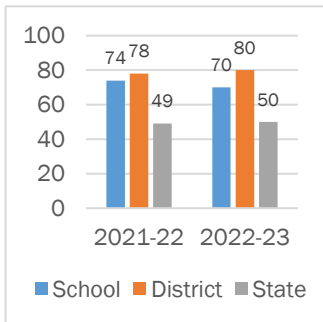
4th Grade English Language Arts



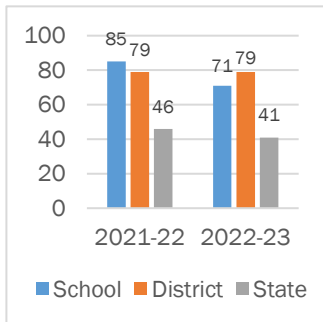
5th Grade English Language Arts



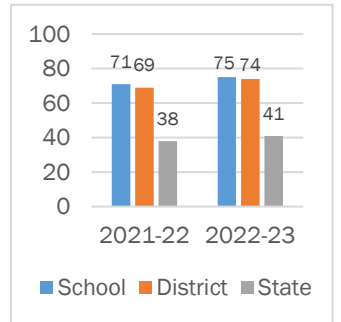
3rd Grade Math



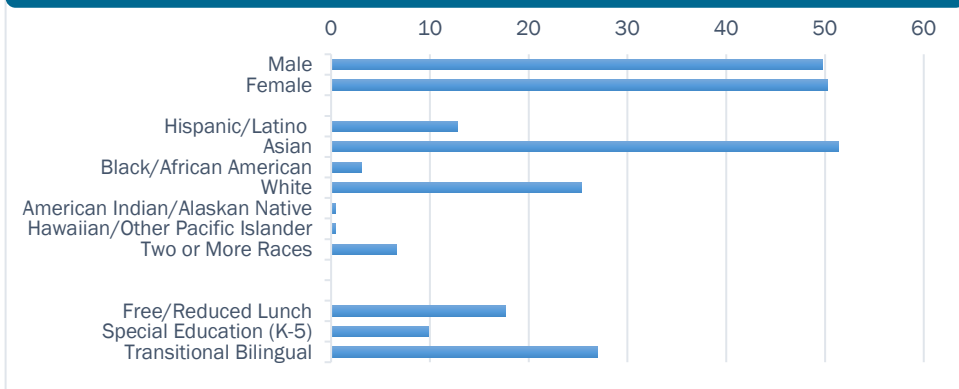
4th Grade Math



5th Grade Math



Student Demographics



School Building

Our school facilities are available for public use by contacting our school office.

Building Condition Assessment: Good

The Building Condition Assessment represents an overall permanent building condition assessment. It is conducted by a third party in accordance with the state's Asset Preservation Program.

Invitation to Participate

Community Engagement is one of Lake Washington School District's strategic plan goals. We welcome and appreciate the involvement of families and community members in our school. Please contact our school office if you want to join us and help make a difference for our students.