

Designing our Future

Public Meeting - June 25, 2024



Why

- Opportunity to focus resources - academic and social, emotional, and behavioral needs of our students are increasing
- Declining enrollment
- Infrastructure and condition of district buildings



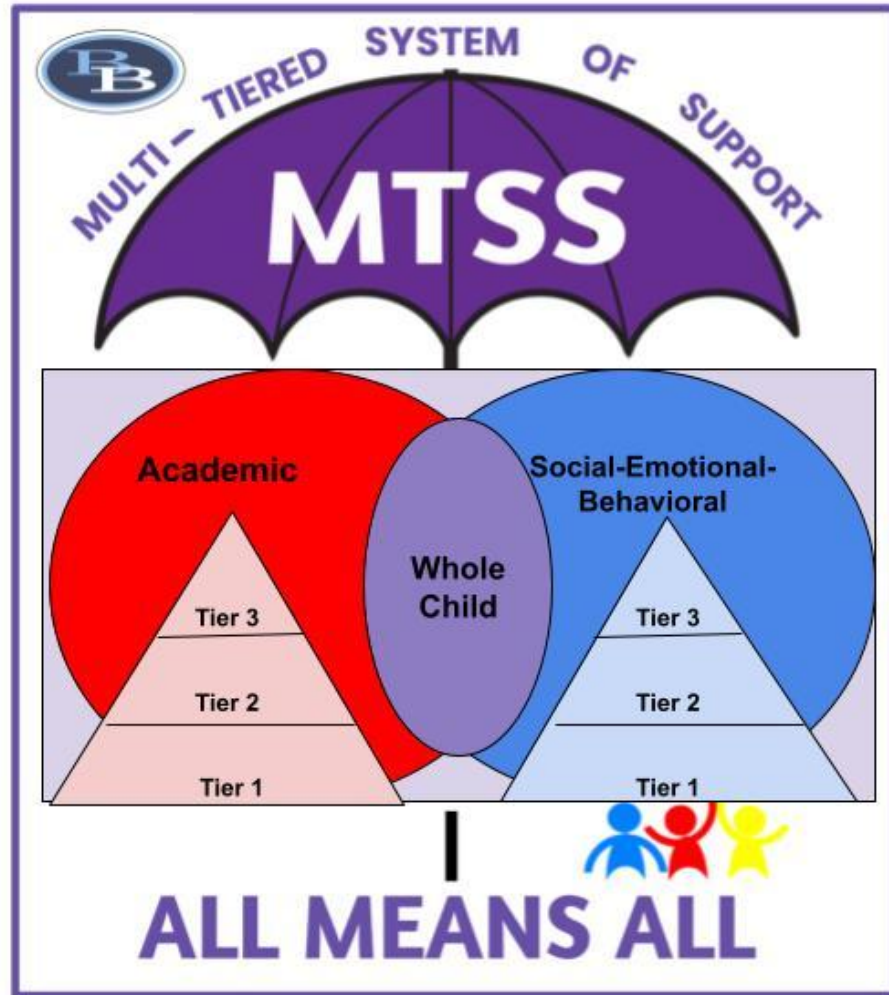
Why

- **Opportunity to focus resources - academic and social, emotional, and behavioral needs of our students are increasing**
- Declining enrollment
- Infrastructure and condition of district buildings



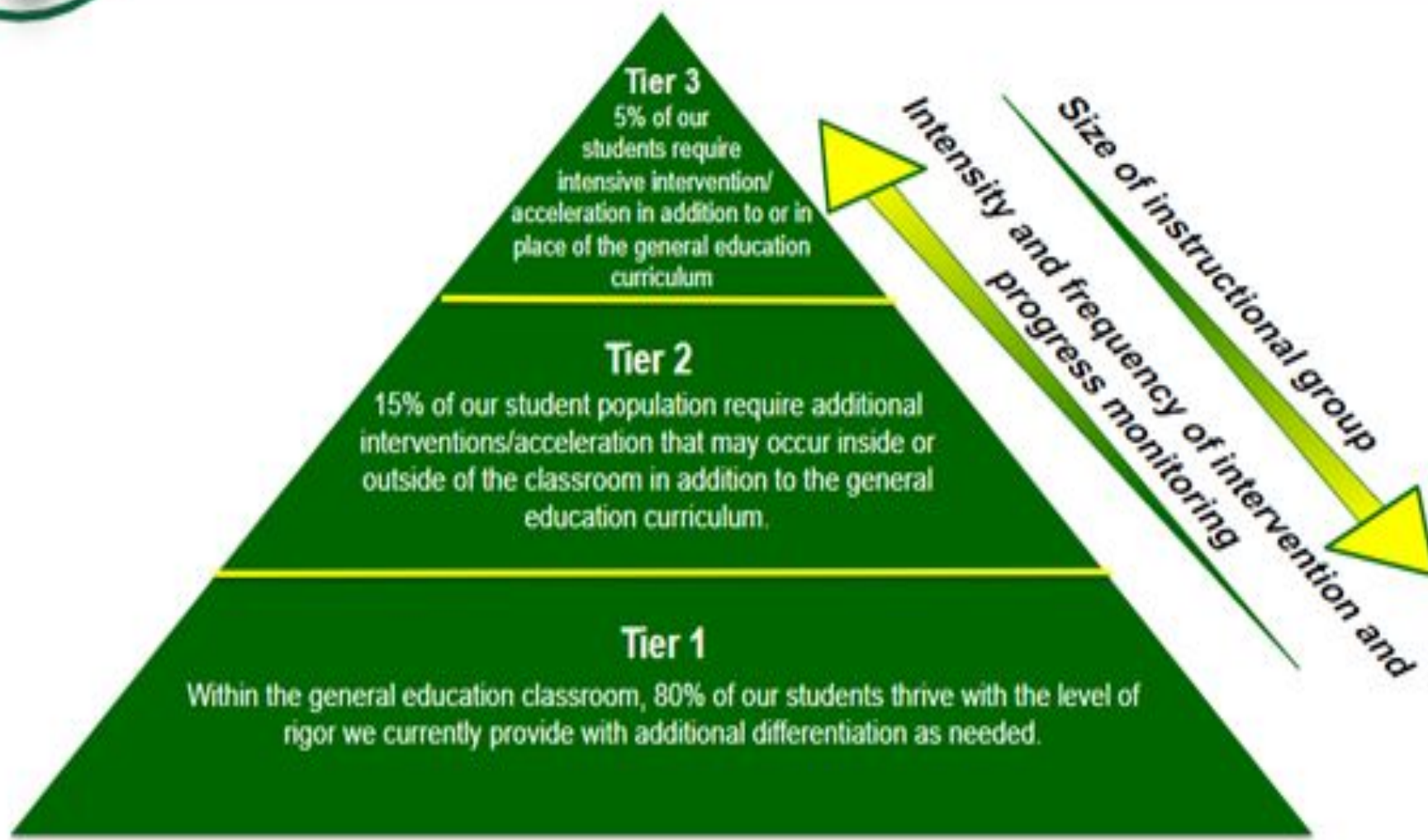
MTSS is not
a time in the
day or a
program

*BUT...How you
PERSONALIZE
LEARNING FOR
EACH STUDENT IS
AN ESSENTIAL
ELEMENT OF
MTSS*



MTSS IS A
SYSTEM FOR
SUPPORTING
THE **WHOLE**
CHILD

*IT'S ALL DAY
EVERY DAY TO
ENSURE
LEARNING FOR
EVERY
STUDENT*





Academic

WHO'S RESPONSIBLE: Students, Families, Special Education, Title I, PCA, Counselor, Social Worker, School within a School Teacher, School Psychologist

**Intensive
1:1 & Small Group**

Research-Based Interventions
Adapted Curriculum / Modified Assignments / Specially Designed Instruction
School within a School Approach (HS)

TIER 3

WHO'S RESPONSIBLE: Students, Families, Teachers, Title 1, Coaches, Special Education, Guidance Counselors, Personalized Learning Coaches, Career Readiness Coach/MakerSpace Facilitator (HS), School Psychologist

**Strategic
Small Group**

ELA & Math Research-Based Interventions
Skills-Based Interventions and Extension
Executive Functioning Interventions
Intentional Non-Learners / Mentorships
Personalized Learning Plans

TIER 2

WHO'S RESPONSIBLE: ALL STUDENTS, STAFF, & FAMILIES

**ALL
STUDENTS**

Guaranteed & Viable Standards Based Curriculum
Universal Screening Data (STAR, DIBELS, PSSA, Keystone, Grades)
Intervention and Extension for ALL Students (EX/ER/AR)
PLC Focus on content-related knowledge, skills, & dispositions
Project-Based Learning / Career Readiness / Creativity & Innovation (MakerSpace)
Differentiated Instruction / Personalized Learning

TIER 1



Social-Emotional- Behavioral

WHO'S RESPONSIBLE: Students, Families, Licenced Professional Counselor
Social Worker, PCA, School-Based Mental Health, SAP Team/WCSI Liaison,
Community Agencies

Individual Counseling/Cognitive Behavioral Therapy/Replacement Behavior Training
FBA/Individual Positive Behavioral Support & Intervention Plan
SAP Team/WCSI Services (*case management, school-based mental health, etc.*)

TIER 3

School within a School Approach (HS), Crisis Response

**Intensive
1:1 & Small Group**

WHO'S RESPONSIBLE: Students, Families, Teachers, Social Worker,
Social-Emotional/Behavioral Specialist, Guidance Counselors, SAP Team

Small Groups based on Student Need (*social skills, organization, grief, anxiety, trauma, etc*)
Executive Functioning Interventions (*focus, engagement, organization, motivation, self-monitoring, etc*)
Personalized Learning Plans (*habits of mind, skills & dispositions, intentional non-learners*)
Social Worker Check-In / Guidance Check-In & Check-Out / Restorative Practices

TIER 2

SAP Team / Mentorship / Behavior Contracts

**Strategic
Small Group**

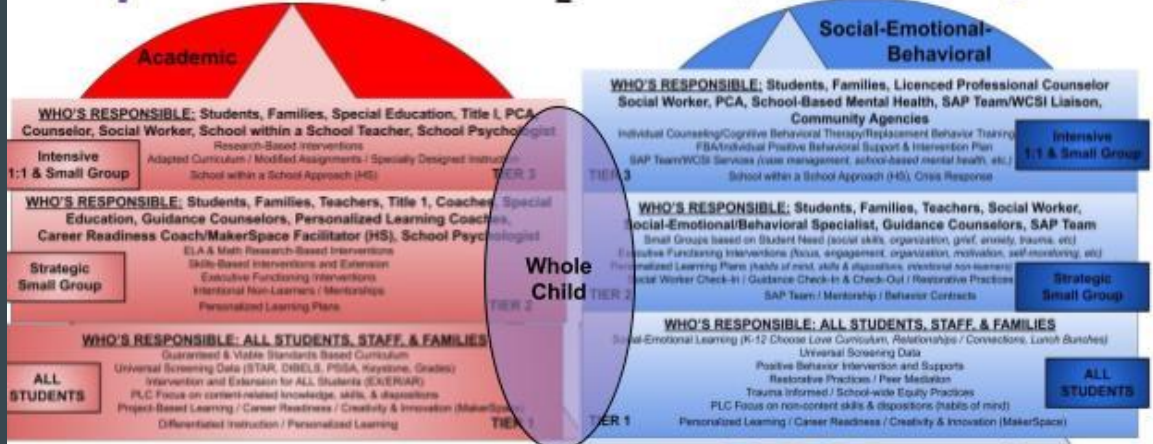

WHO'S RESPONSIBLE: ALL STUDENTS, STAFF, & FAMILIES

Social-Emotional Learning (*K-12 Choose Love Curriculum, Relationships / Connections, Lunch Bunches*)
Universal Screening Data
Positive Behavior Intervention and Supports
Restorative Practices / Peer Mediation
Trauma Informed / School-wide Equity Practices
PLC Focus on non-content skills & dispositions (*habits of mind*)

TIER 1

Personalized Learning / Career Readiness / Creativity & Innovation (MakerSpace)

**ALL
STUDENTS**




ALL MEANS ALL

Better Balance and Differentiation of Resources

- More balanced level of support - guidance counselors, social worker, behavioral specialist, prevention specialists and interventionist
- More balanced level of support for special education services
- Less travel time for faculty
- Increased collaboration for faculty to design Tier I Instruction
- One less transition year for students

Why

- Opportunity to focus resources - academic and social, emotional, and behavioral needs of our students are increasing
- **Declining enrollment**
- Infrastructure and condition of district buildings



Enrollment History

2003-2004	2197
2004-2005	2161
2005-2006	2118
2006-2007	2088
2007-2008	2023
2008-2009	1961
2009-2010	1897
2010-2011	1895
2011-2012	1858
2012-2013	1839

2013-2014	1815
2014-2015	1789
2015-2016	1779
2016-2017	1787
2017-2018	1808
2018-2019	1806
2019-2020	1807
2020-2021	1786
2021-2022	1763
2022-2023	1755
2023-2024	1723

**22%
decrease in
enrollment
in the last
21 years**

**Projected
enrollment**

2024-2025

1670

K-5 Enrollment

Grade Level	2024-2025*	2023-2024	2022-2023	2021-2022	2020-2021	2019-2020	2018-2019
K	95	106	105	129	114	123	119
1	104	112	136	115	131	122	120
2	108	140	124	135	120	122	142
3	135	129	132	126	127	141	133
4	134	134	130	124	143	135	135
5	131	130	123	141	133	133	158

6 - 12 Enrollment

Grade Level	2024-2025*	2023-2024	2022-2023	2021-2022	2020-2021	2019-2020	2018-2019
6	129	124	142	141	135	138	154
7	123	146	134	138	141	137	147
8	147	132	141	139	150	157	150
9	131	141	150	167	156	160	142
10	139	151	145	136	150	144	148
11	150	144	127	140	140	148	159
12	144	134	137	132	146	147	140

PDE Projections vs Actual Enrollment

Year	Projection	Actual
2011-2012		1862
2012-2013 (7/2012)	1853	1823
2013-2014	1852	1802
2014-2015	1836	1792
2015-2016 (12/2016)	1832	1832
2016-2017	1787	1790
2017-2018	1765	1806
2018-2019	1779	1803
2019-2020 (4/2019)	1802	1817

PDE Projections vs Actual Enrollment

Year	Projection	Actual
2020-2021	1788	1787
2021-2022	1787	1765
2022-2023	1776	1750
2023-2024 (5/2023)	1743	1723
2024-2025	1744	1670?
2025-2026	1730	
2026-2027	1736	
2027-2028	1749	
2028-2029	1769	

PDE Building Capacity vs Actual Enrollment

School	Building Capacity	2023-2024 Enrollment	Capacity - Enrollment = Extra Room?	2024-2025 Projected Enrollment	Capacity - Enrollment = Extra Room?
Bon Air Elementary	675	487	188	442	233
Stewart Elementary	500	264	236	265	235
Huston Middle School	791	402	389	399	392
Burrell High School	815	570	245	564	251
	2781	1723	1058	1670	1111

Why

- Opportunity to focus resources - academic and social, emotional, and behavioral needs of our students are increasing
- Declining enrollment
- **Infrastructure and condition of district buildings**



District Buildings

Building	History	Boilers Heating/ Ventilation	Overall Condition
Bon Air Elementary School	Built 1953 Addition 1958 Renovation & Addition 1997	1997	Good
Stewart Elementary School	Built 1931 Addition 1939 Upgrades 1953, 1973, 1997	1997	Fair
Huston Middle School	Opened in Dec. 1960 Renovation 2008	2008	Good
Burrell High School	Opened in 1964 (first grad. class 1966) Renovation 1997	1964	Fair/Good



Facilities Upgrades

- 2008 - HMS full renovation
- 2008 - HS Kitchen, Art Room, and Canopy
- 2009 asphalt BA and BHS - portions
- 2010 Security Cameras
- 2011 paving ST, Playgrounds ST and BA
- 2012 BA and BHS Mousetrap
- 2013 Stewart windows, Shingled Roof and Mousetrap



Facilities Upgrades

- 2015 BHS Changing Room
- 2016 BHS Bleachers, Gym facelift, & Exterior Paint
- 2019 - Bon Air Softball
- 2021 - HS Stadium Turf and Track
- 2023 - District Phones
- 2024 - Security Cameras, Guest Management, Security and Access Controls



Facilities Study - 2024

Areas of Consideration

- Heating and Ventilation Systems/ Boilers (BA, ST & BHS)
- Paving - BA and BHS
- AC - BHS, HMS, ST & BA
- HS Auditorium Roof
- ST Flat Roof Areas
- HS Pool
- Stewart Brick and Masonry
- BHS Brick and Masonry



Concepts

1. Close Stewart, K-4 Bon Air + Cafe, 5-8 HMS, and 9-12 BHS
2. Close Stewart, K-5 Bon Air + Cafe & 7 rooms*, 6-8 HMS, and 9-12 BHS
*K-3 Bon Air, 4-8 HMS + Cafe + 7 rooms
3. Continue with 4 buildings, renovate
4. Demolish 1931 Stewart, renovate 1939 for Kindergarten Center and Admin offices
5. Close Stewart, K-4 Bon Air, 5-8 HMS, and 9-12 BHS - no addition



Narrowed Concepts for Consideration

Concept	Construction	Estimated Cost
Close Stewart K-4 Bon Air + Cafe 5-8 HMS 9-12 BHS	BA - paving, addition cafe, upgrade heating/ventilation + AC HMS - AC BHS - upgrade heating/ventilation + AC	~20 million
Close Stewart K-5 Bon Air + Cafe & 7 rooms 6-8 HMS 9-12 BHS	BA - paving, addition cafe + 7 rooms, upgrade heating/ventilation + AC HMS - AC BHS - upgrade heating/ventilation + AC	~26 million
Maintain 4 buildings with heating/ventilation upgrade	BA - paving, upgrade heating/ventilation + AC HMS - AC BHS - upgrade heating/ventilation + AC ST - heating/ventilation + AC - 17.8 million	~36 million



Recommendation

Past 18 months

Air Conditioning

Cost savings @ \$200,000



Administration recommends closing Stewart Elementary due to declining enrollment, the opportunity to focus our resources to better serve our students and the condition and age of the building.

