

PYP Foundations

Welcome to Toddle, Families!



Toddle

Agenda for our time together



1

Introductions
and Rational

2

Unpacking
Toddle for
families

3

Understand
data security
on Toddle

4

Explore Toddle
for students

5


Compare
Toddle's
student and
family apps

6

Questions
and final
reflections



Leading the Discussion this morning



**Primary
Principal-Matt
Greenwood**



**Primary
VP-David
Gerber**



**Phase 1
Leader-Cheryl
Wood**



**Phase 2
Leader-Louise
Lee**



**Toddle
Buddy-Nour
Islam**



What is the **VISION**?

One platform for all your teaching-learning needs



Curriculum Planning



Student Portfolios



Family communication



Assessments and reports



Classroom management

PLUS



Streamlined accreditation



Teaching and PD resources

Screen time matters...



Toddle Buddy



Nour Islam from Egypt



Graduated from the German University in Cairo with Bachelor Degree in Computer Science Engineering




Taught Computer Science for IBDP and IGCSE students and Design for MYP students



First Middle Eastern to join Toddle's Success Team.

Let's begin with the short introduction to Toddle



2000+ Schools and 50,000+ Educators on Toddle





Keeping your data safe

We will collect, maintain and use your data only for purposes authorised by your school.

We will never share any of your or students' information with advertisers or marketers.

We will never advertise in Toddle.

We will never sell your data or student data.

We don't own anything you add to Toddle: YOU do.

Students' Portfolios are private to the classroom.

We use the latest security best practices to keep your data safe.

We are compliant with COPPA, FERPA, and GDPR.

We will notify you of any changes in our Privacy Policy.



You can read more about Toddle's privacy policy by scanning the qr code above

As a parent, what would you like to know and have access to with regard to your child's learning journey?



Let's dive into the Family App



Simplified Communication



- Communicate easily with your child's teacher
- Receive reminders and notifications about important events, deadlines, and tasks
- Conveniently track your child's attendance

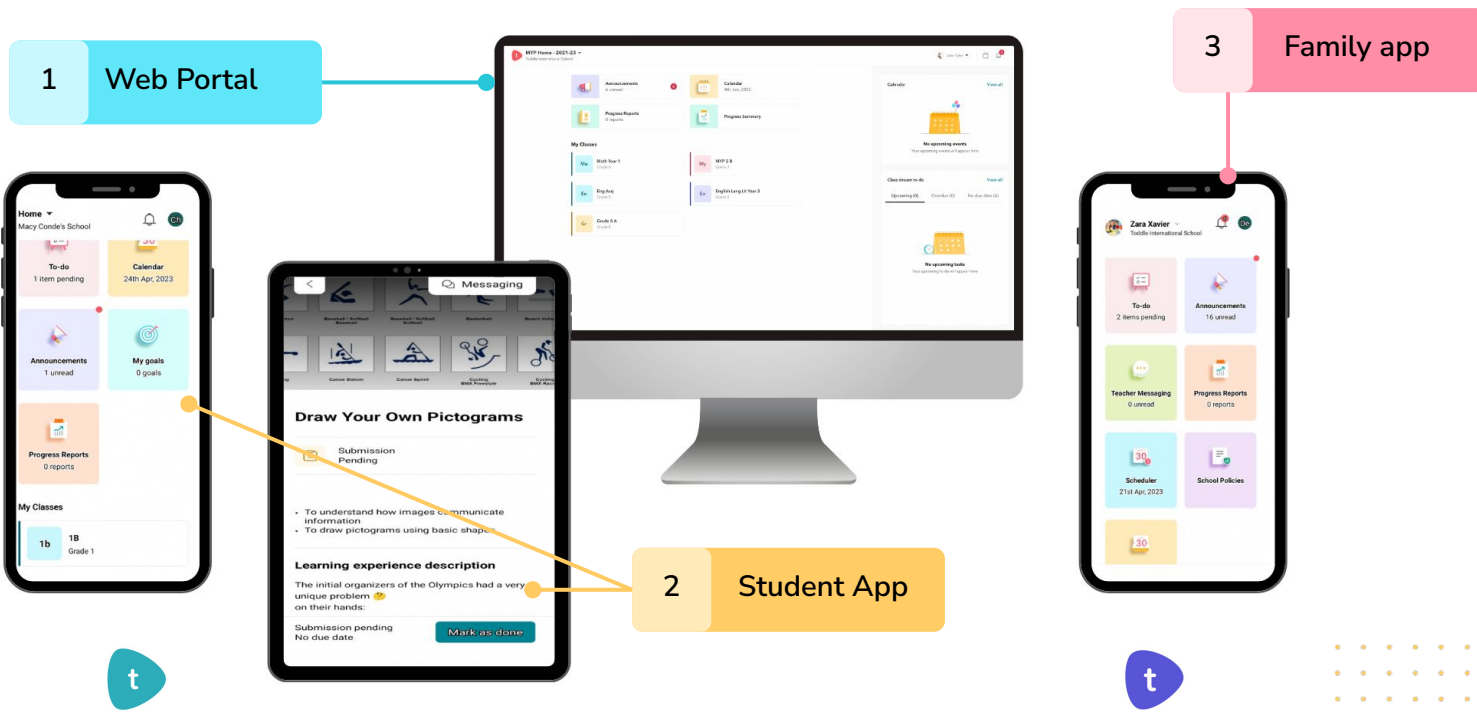
Real-time Progress Updates



- Get updates on your child's activities and progress as they happen
- Easy access to your child's progress reports and assessments



Experience the convenience of Toddle across multiple platforms



Two ways to Access your Parent Account

**We will not
do this until
August**

Invitation via Email

- After your email address gets added into the system, you'll get an invitation email to access your Toddle account.


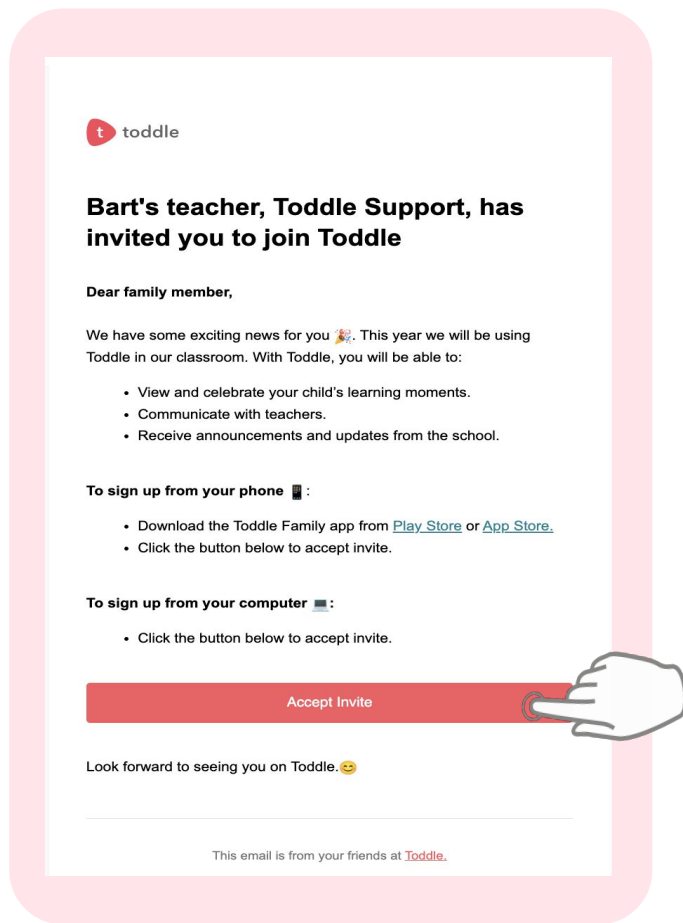
Family Invite Letter

- Every child gets a unique **invite code** for their family. You'll receive a printed letter with your login details.



Invitation via Email

- School will add your email address to the system.
- You'll receive an email with login instructions.
- Click "accept invite" in the email to access your account.



Make sure you
have
downloaded
the Toddle
Family App.



Family Invite Letter

- Each child has a unique **family invite code**.
- The letter will contain log-in instructions and a QR code for easy access.
- The invite letter will be printed and distributed to the students to bring home.

Hermione Granger

Class: Toddle Academy Training Class
Family Invite Code: **ZLEX5LPWR**



Dear Family Member,

We have some exciting news for you. This year we will be using Toddle in our classroom to create an engaged community. With Toddle, you will be able to:

- View and celebrate your child's learning moments
- Communicate with teachers
- Receive announcements and updates from the school

Creating a Toddle account

We invite all family members to join our class community on Toddle.

If you're a first-time user, this is how you can sign up:

From your phone	From your desktop
<ol style="list-style-type: none">1. Download the Toddle Family App from the App store (for iOS) or Play store (for android).2. Click on 'Create an account'.3. Scan the QR code below or enter the family invite code mentioned above.4. Add in your details and verify your email.	<ol style="list-style-type: none">1. On a web browser, head to: web.toddleapp.com2. Click on 'Create an account'.3. Enter the family invite code to connect your child's information.4. Add in your details and verify your email.

Already have a Toddle account?

If you have more than one child using Toddle or have used Toddle before:

1. Login to your account on the Toddle family app or on the web at web.toddleapp.com
2. Click on your child's profile at the top left, click on the 'Add child' button and then enter the family invite code

IMPORTANT: Please keep the family invite code and the QR code protected and share them only with your family members. Other family members can also use the same QR code or family invite code to login.



Sign in by scanning your QR code

Ask your parents or your teacher for the login code



Enter your login code

Submit

OR

Sign in with email

Your Toddle Homepage

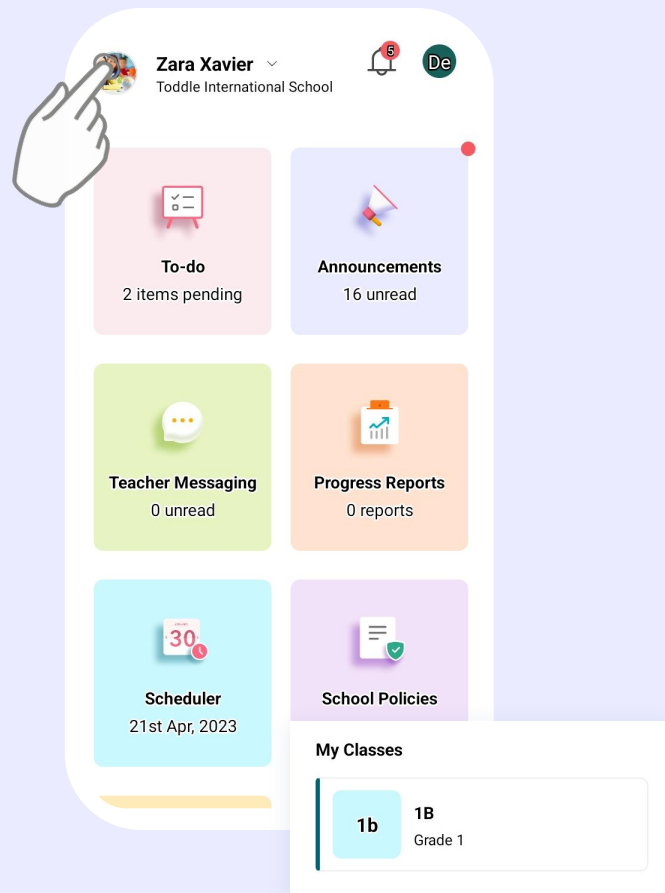
Child's name

School's name

Essential widgets

Attendance

Child's class



Your Toddle Homepage

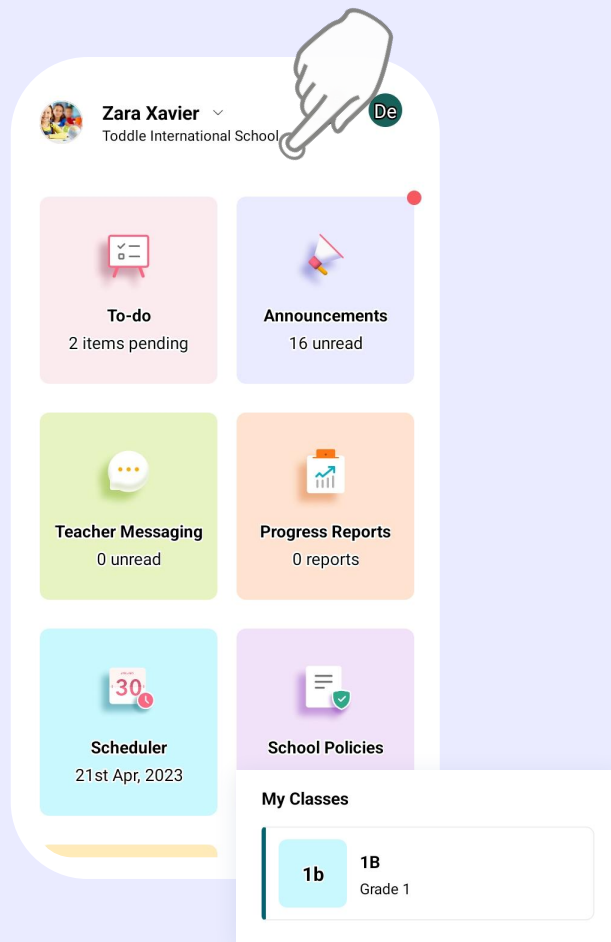
Child's name

School's name

Essential widgets

Attendance

Child's class



Your Toddle Homepage

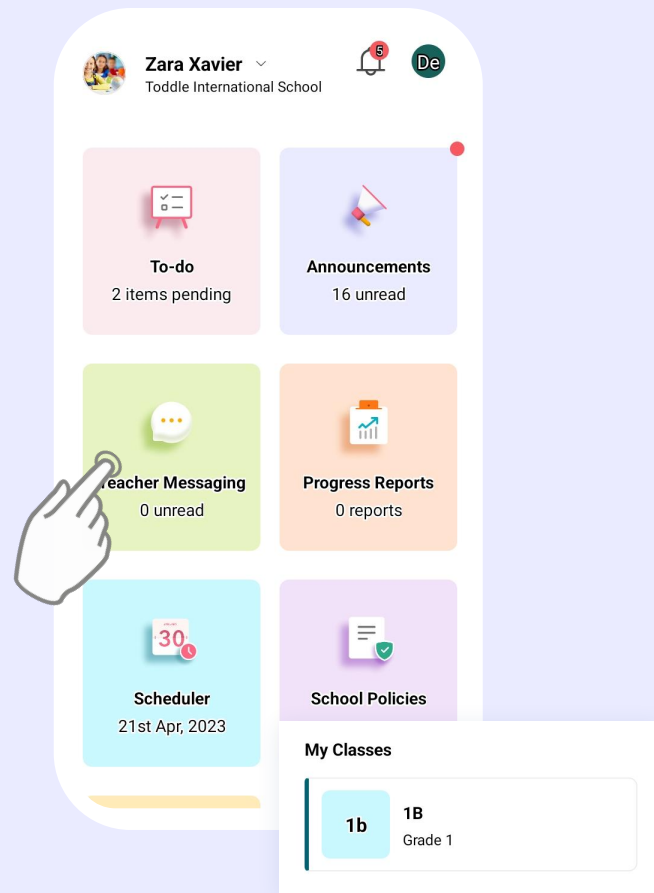
Child's name

School's name

Essential widgets

Attendance

Child's class



Your Toddle Homepage

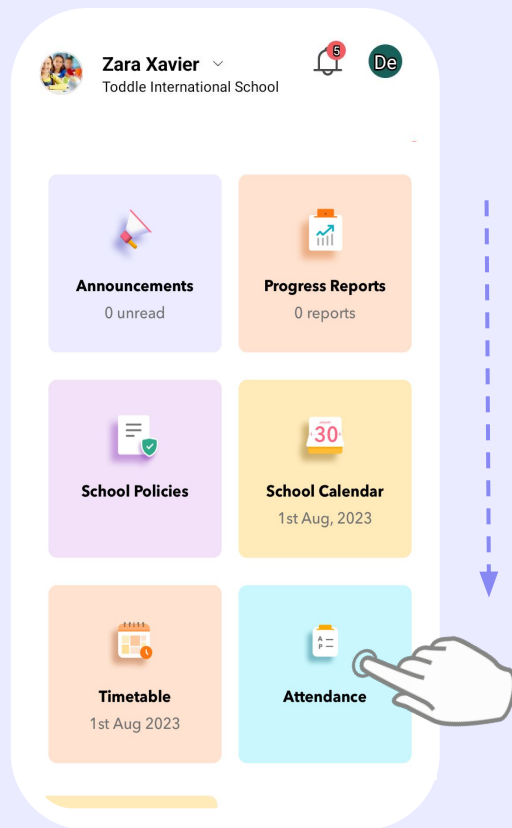
Child's name

School's name

Essential widgets

Attendance

Child's class



Your Toddle Homepage

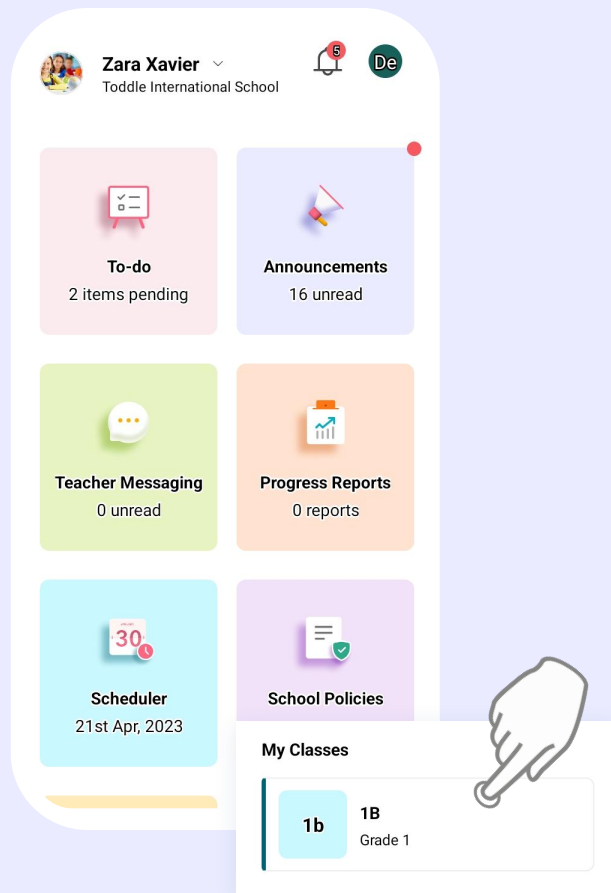
Child's name

School's name

Essential widgets

Attendance

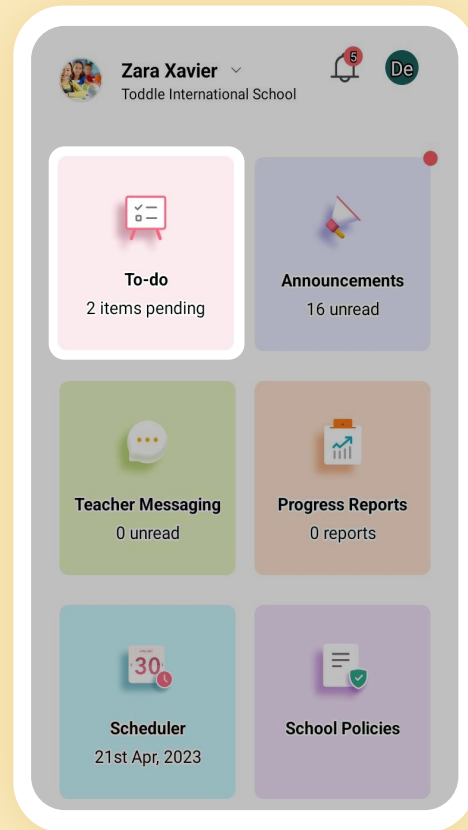
Child's class



On the Family app

Class to-do

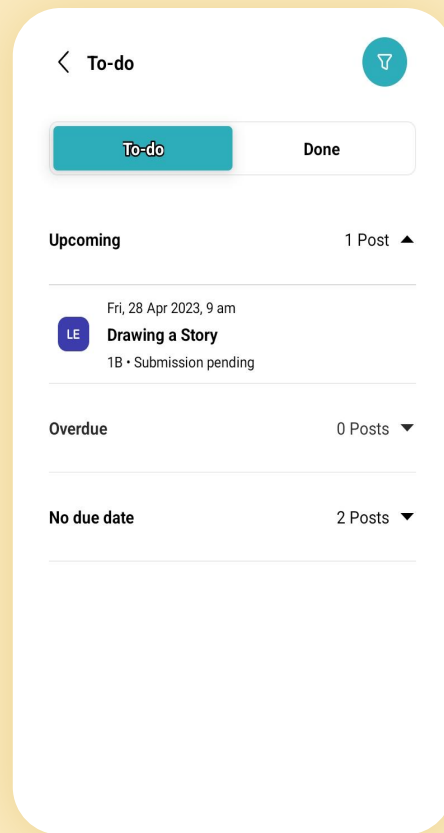
- Easy access to the important tasks, and deadlines of your child



On the Family app

Class to-do

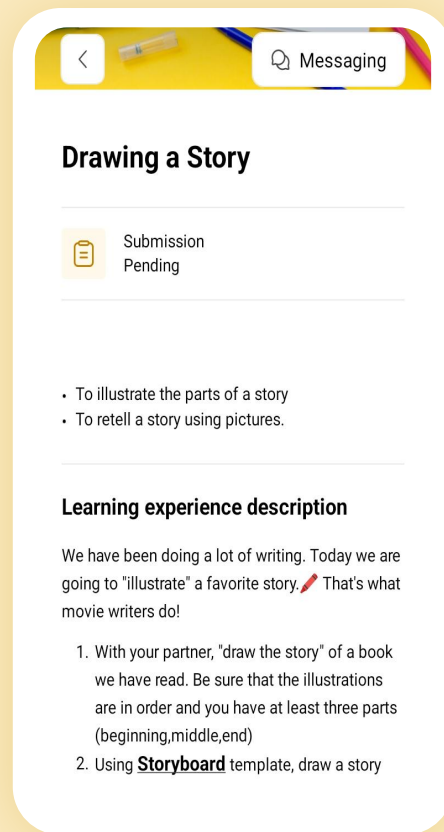

- View upcoming tasks and their due dates
- Get alerted on tasks that are overdue and support your child in completing them



On the Family app

Class to-do


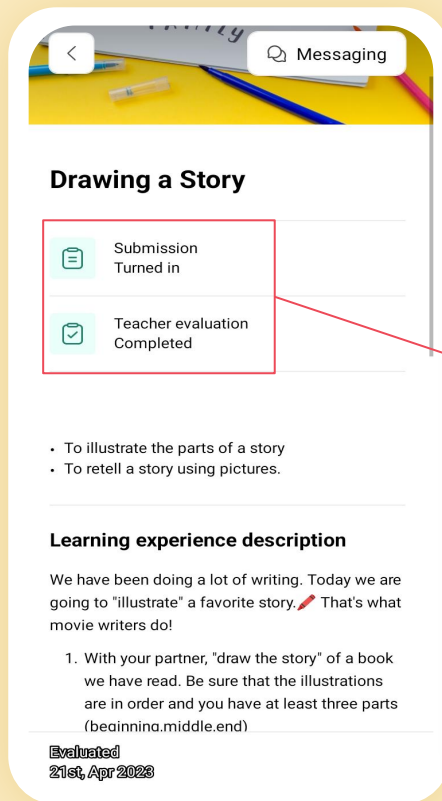
- Learn more about the tasks assigned to your child
- Provide better guidance and support in completing the task



On the Family app

Class to-do

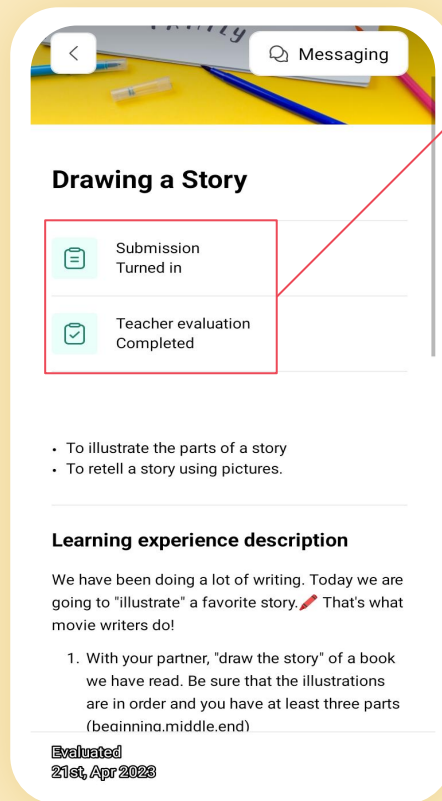
- Access your child's submitted work



On the Family app

Class to-do

- Enables you to know how your child was assessed and how they performed in their submitted tasks

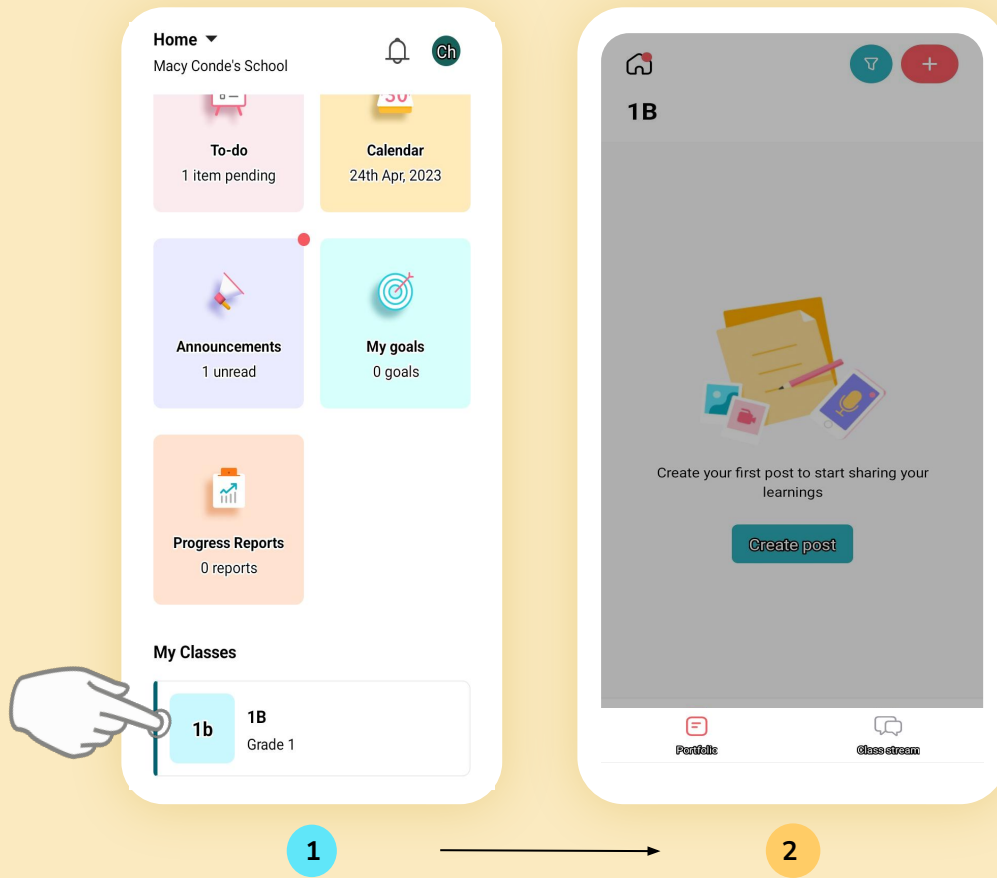


On the Family app

Student Portfolio

How to get access:

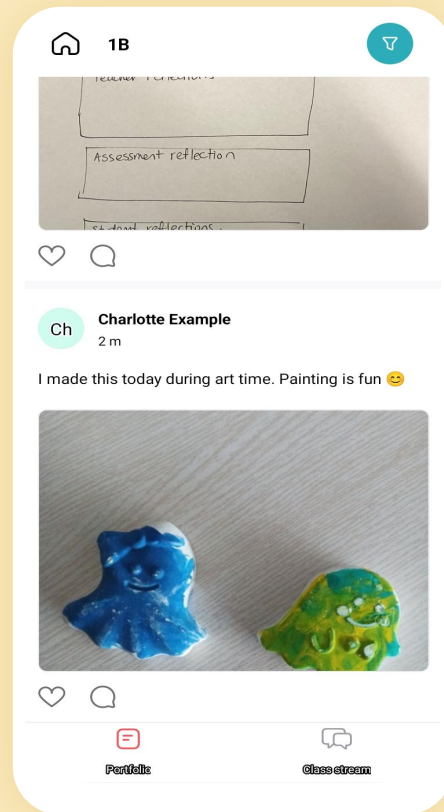
- 1 Scroll down and find your child's class.
- 2 Click on the portfolio tab



On the Family app

Student Portfolio- Get involved!

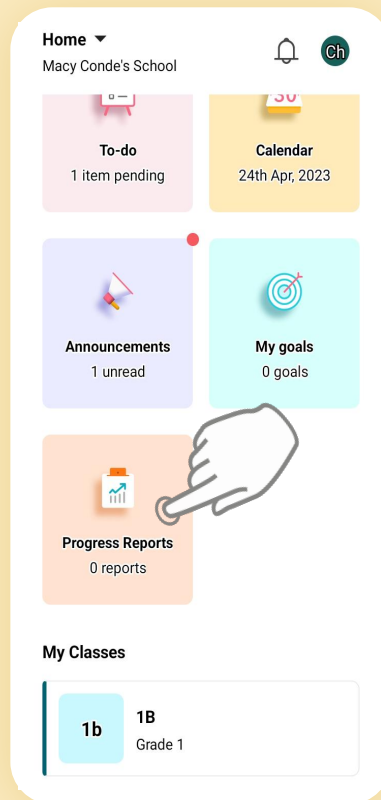
- 1 Take a look at the evidence gathered in your child's portfolio the moment they get posted
- 2 Tap the ♥ to show how proud you are of your child's efforts
- 3 Leave a few words of encouragement in the comment section



On the Family app

Progress Report

- Gives you a digital access to the student's progress reports



1


The screenshot shows a detailed progress report for a student named Hermione. It includes a table for 'Numeracy' with columns for 'Initial' and 'Final' scores. The table lists various skills and standards, such as 'Data Handling', 'Constructing Meaning', 'Shape and Space', 'Numbers', and 'Model numbers to hundreds or beyond using the base 10 place value system'. A 'Comment' section at the bottom provides a narrative summary of the student's progress.

	Initial	Final
Numeracy		
Data Handling		
Constructing Meaning	P	AP
Understand that sets can be organized by one or more attributes		
Shape and Space		
Constructing Meaning	AP	AP
Understand that there are relationships among and between 2D and 3D shapes		
Numbers		
Constructing Meaning	AP	D
Model numbers to hundreds or beyond using the base 10 place value system		
Comment		
Hermione demonstrates a strong grasp of organizing sets based on one or more attributes, showcasing her numeracy strength. However, she should focus on honing her ability to model numbers up to hundreds or beyond using the base 10 place value system. With practice and support, I believe she can make significant progress in this aspect of numeracy.		

	Initial	Final
UDI		
Can formulate questions about the Central Idea.	D	B
Can formulate questions about the Central Idea.	AP	D
Can explain the Lines of Inquiry using his/her own words.	AP	AP
Can explain science using his/her own words.	AP	D
Can explain what scientific advances are using his/her own words.	AP	D
Can list down the steps or process of the scientific method.	P	AP
Can apply the scientific method on his/her own experiments.	P	AP
Can list down the effects of scientific advances to people and the environment.	P	AP
Can list down the role of technology in scientific understanding.	P	P
Comment		
Hermione excels in her Unit of Inquiry skills in the PYP demonstrating a deep understanding of the key concepts and their connections across different subject areas. She actively engages in asking thoughtful and relevant questions, leading to insightful investigations and research. To further enhance her skills, Hermione could work on refining her ability to apply acquired knowledge to real-life situations and extend her critical thinking to explore more complex and abstract concepts.		

2

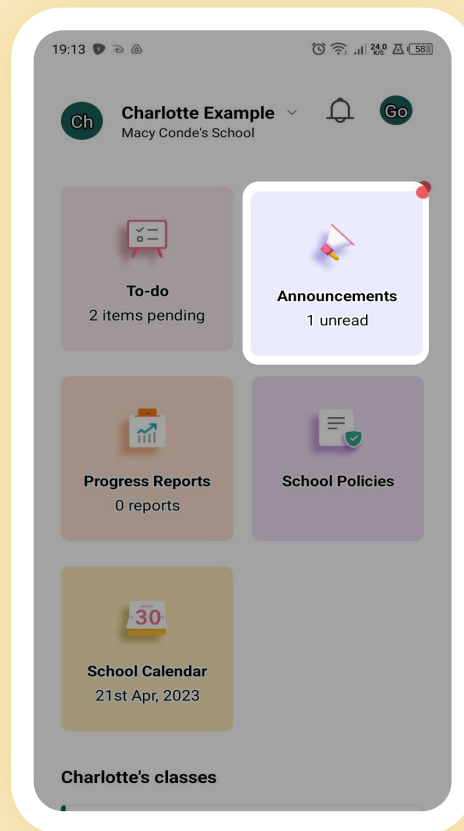
What kind of communications do you find most helpful?



On the Family app

Announcements

Get notified when the school sends out important reminders



Happy Children's Day!

07:13 PM • 21 Apr 2023

Attention parents and students,
We would like to take this opportunity to wish all our wonderful children a very happy Children's Day! This day is celebrated every year to recognize the importance of childhood and the well-being of children around the world.

As parents and educators, we are committed to providing a safe and nurturing environment for our children to grow and thrive. We believe that every child deserves to be happy, healthy, and loved, and we are dedicated to supporting their physical, emotional, and intellectual development.

We encourage parents to take time today to celebrate with their children and remind them how special they are. Let's create happy memories and cherish the moments we have with our little ones.

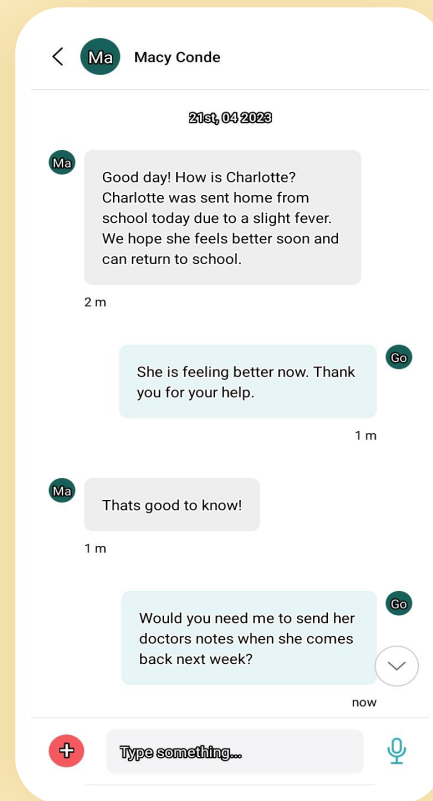
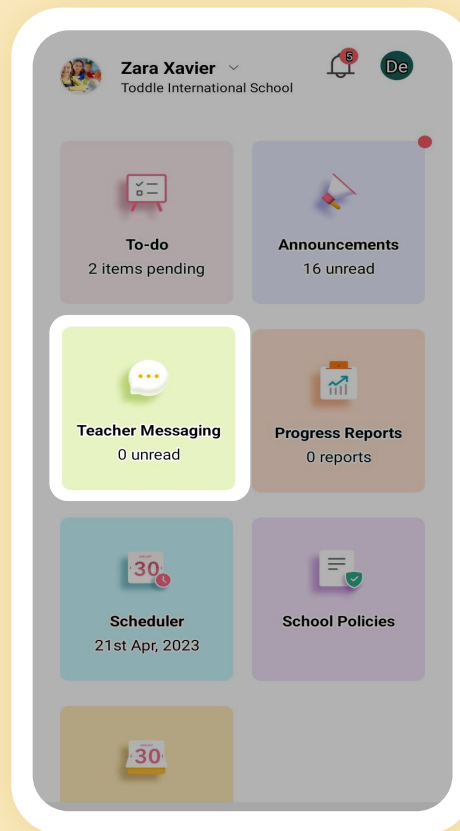
Once again, happy Children's Day to all the wonderful children out there!



On the Family app

Teacher Messaging

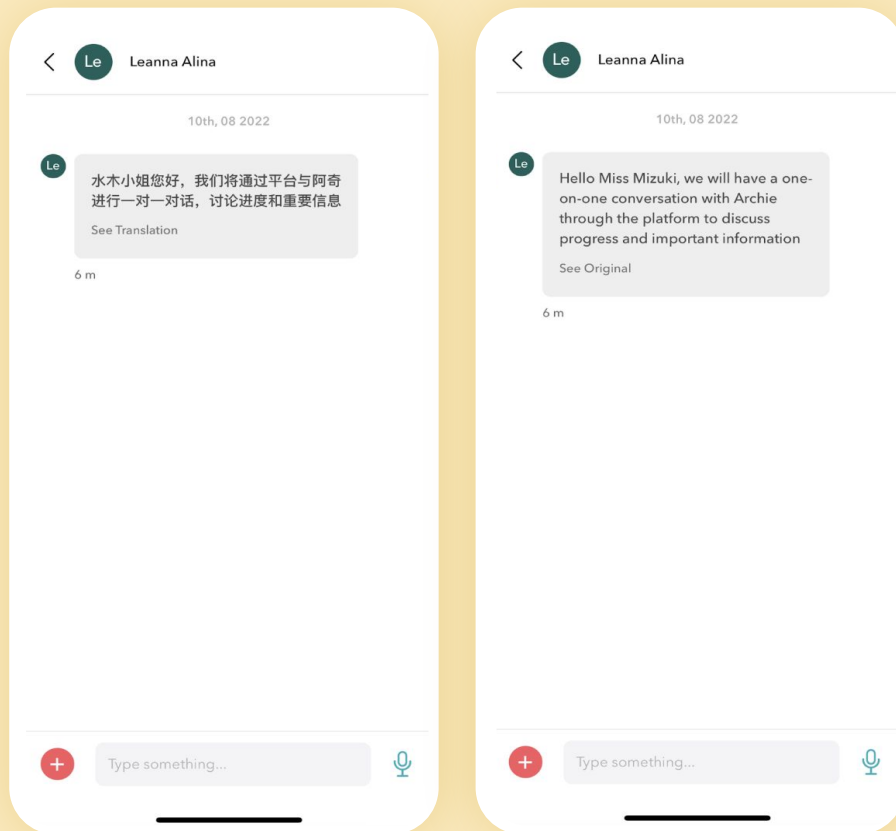
- Talk to the people involved in your child's education
- Keep each other informed with significant details in your child's school life



On the Family app

In-app Translations

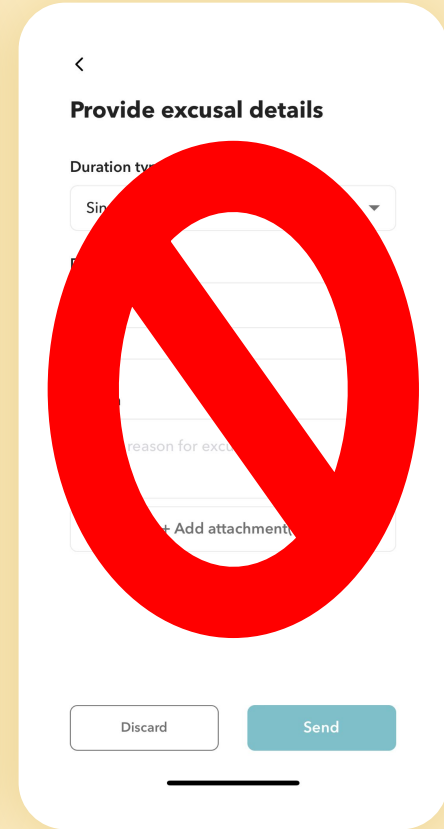
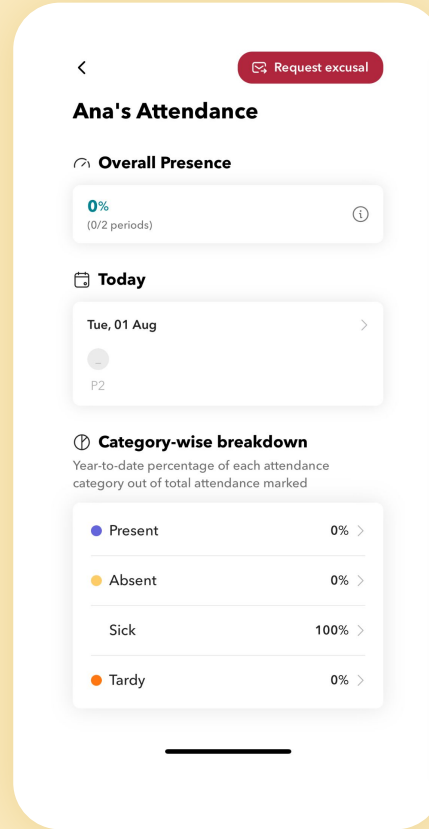
- Click on “see translation” to convert text to your local language
- Announcements, teacher messaging and portfolio have the translation option.



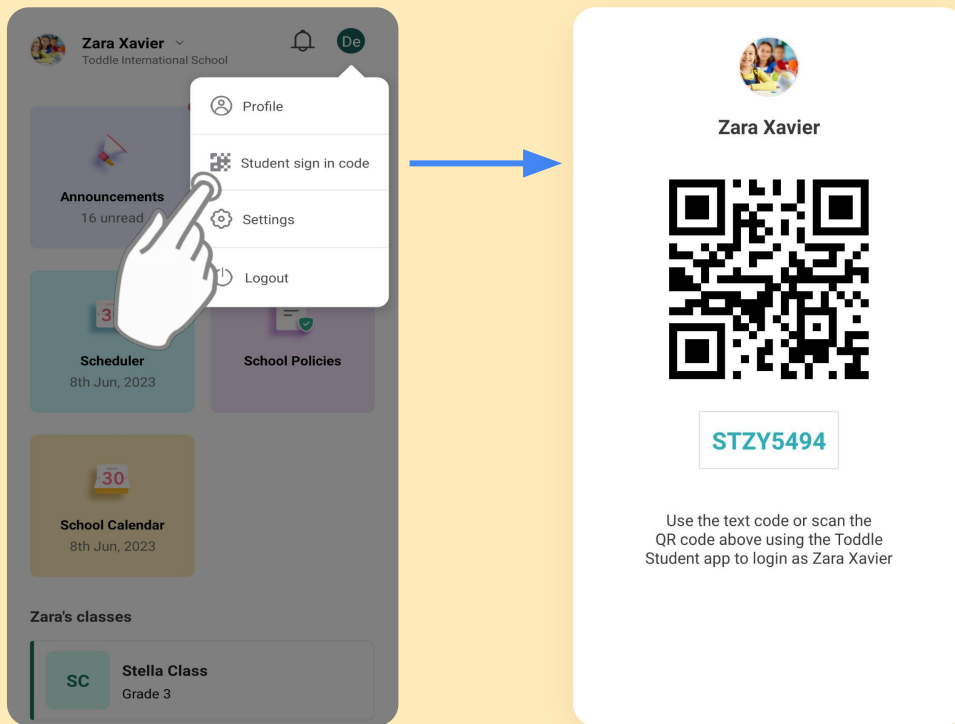
On the Family app

Attendance & Excusals

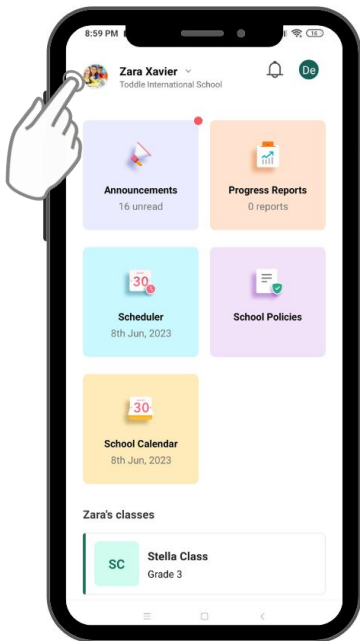
- Our attendance tracking system allows parents to check their child's attendance in real-time.
- Notifications or requests for excused absences will be through absence@fairgreen.ae



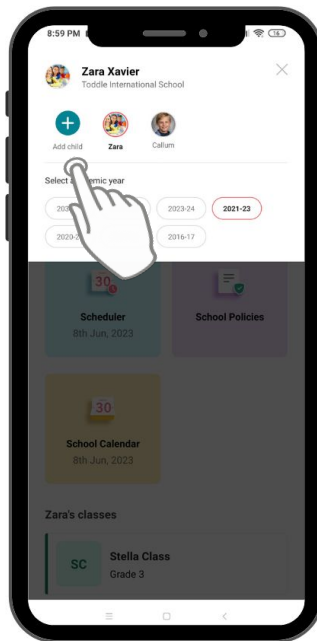
Access your child's student sign-in code directly from the Toddle Family app



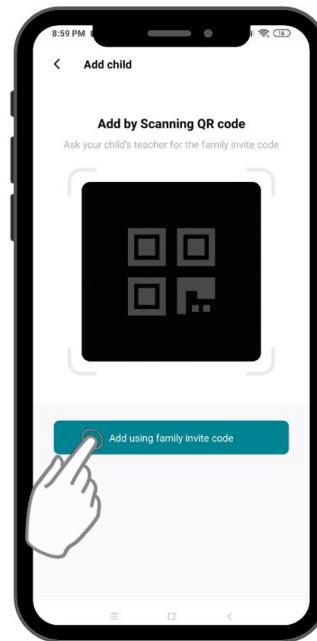
Adding another child to your drop-down list



1



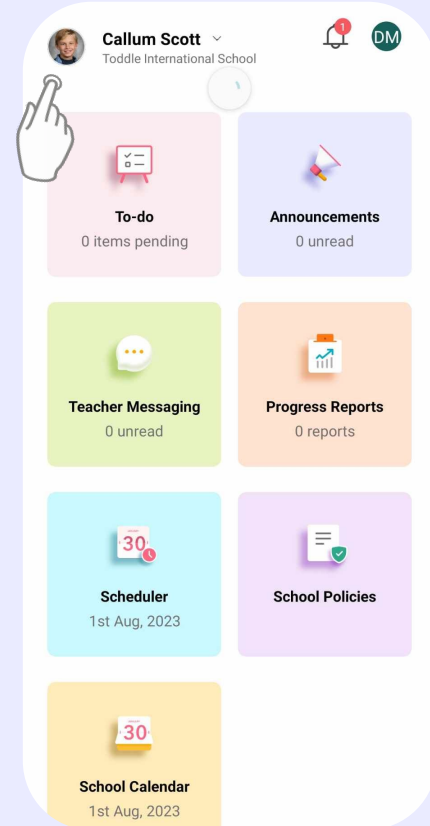
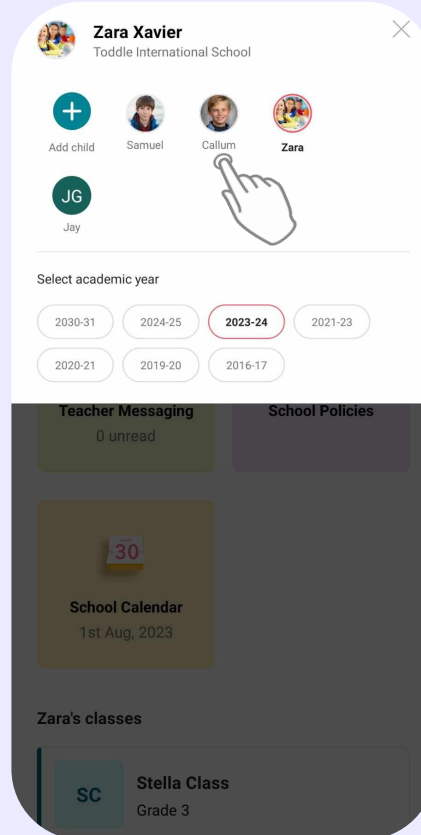
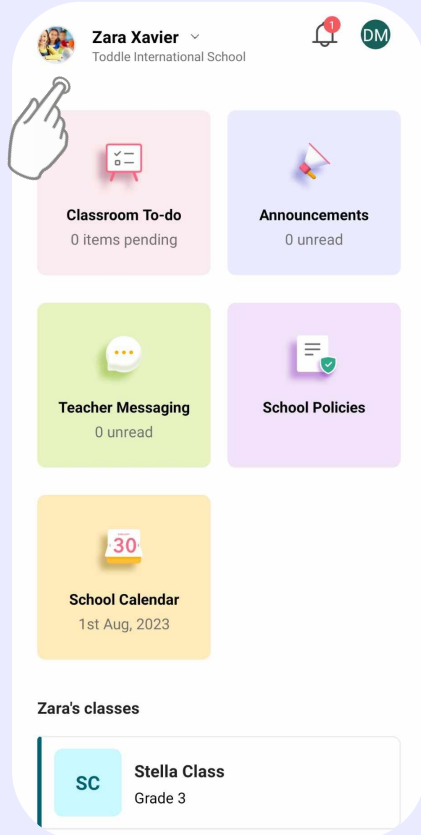
2



3



Toggling from one student to another





How to best support your child using Toddle



Daily Check

Check
To-Do's

Check
Announcements

Attendance &
Excusales

Check Teacher
Messaging

Weekly Check

Goals

Portfolio

Calendar




What features are you most excited to use and why?




To-do




Announcements




Progress Reports




Attendance



School Policies



School Calendar



Teacher Messaging

Toddle Student App



Digital Classroom



Portfolio



Goals and Progress





Key Features of Toddle's Student App



Digital Classroom

- Assign learning experiences with students
- Submissions in multiple formats
- One-on-One conversation with teachers
- Class discussions



Portfolio

- Captures your child's Learning Journey
- Fosters student agency by letting your child post in their own portfolio
- Celebrates your child in every way



Goals & Progress

- Provides clear expectations for each task
- Your child can set their goals for the year
- Generates progress report along with pieces of evidence



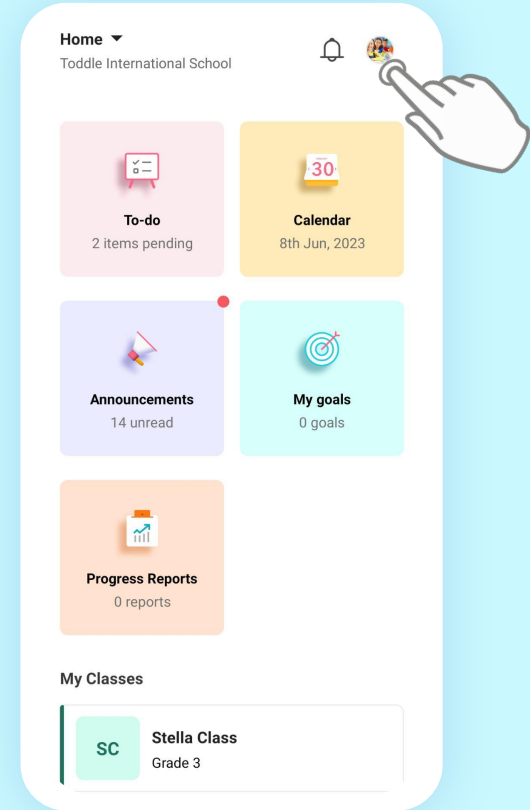
On the Student app

Student Profile

School's name

Essential widgets

Child's class



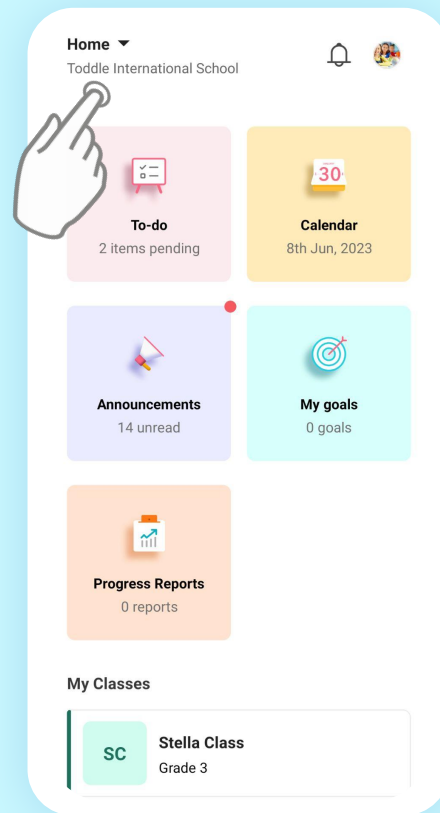

On the Student app

Student Profile

School's name

Essential widgets

Child's class



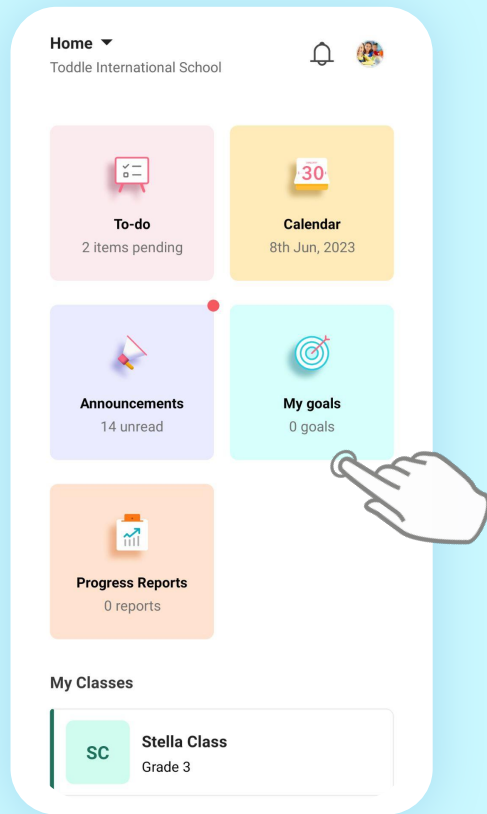
On the Student app

Student Profile

School's name

Essential widgets

Child's class



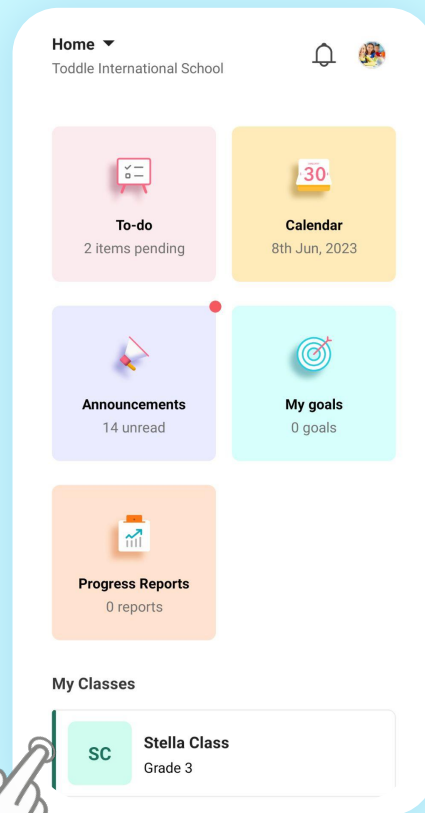
On the Student app

Student Profile

School's name

Essential widgets

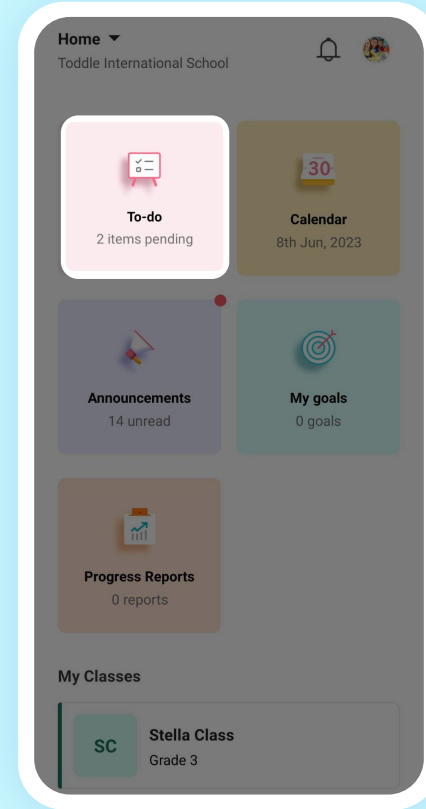
Student's Classes



On the Student app

Classroom To-Do


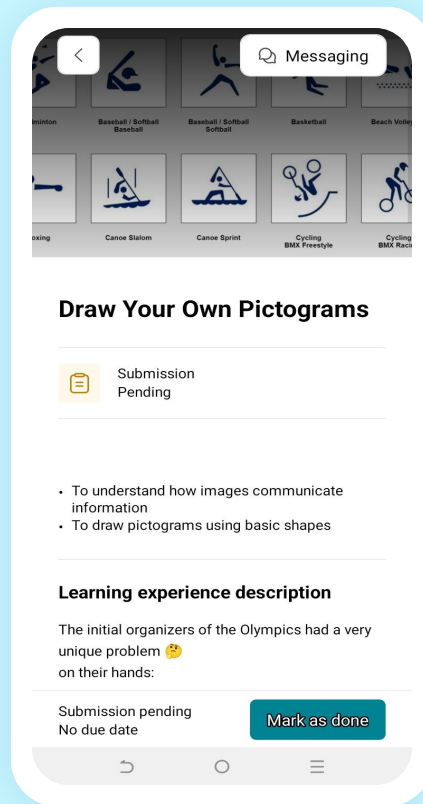
- Your child can access learning experiences and tasks assigned to them.



On the Student app

Making Submissions

- Students can view the instructions and objectives of tasks assigned to them.



On the Student app

Making Submissions

- Have different media options for accomplishing tasks
- Add varying kinds of media

Uploading limit on web:

File & Videos: 200mb

Recording Time Limit (Video & Audio): 5mins

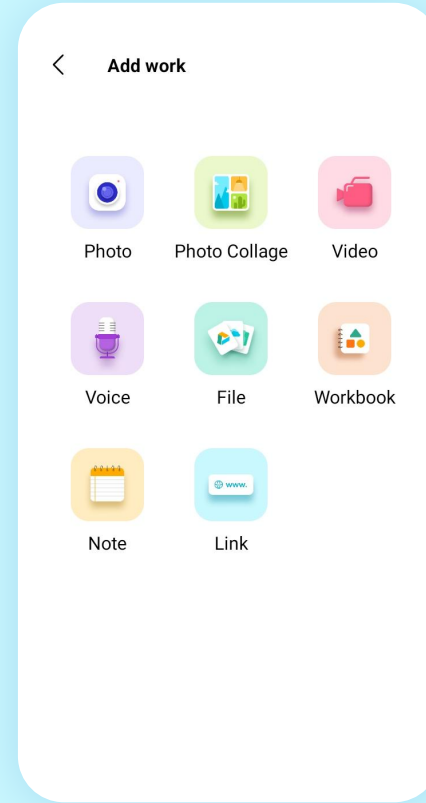
Uploading limit on mobile app:

Video: 1024 mb (iOS) / 500 mb (Android) | < 10 mins

File: 250 mb

Photo Collage: 6 photos

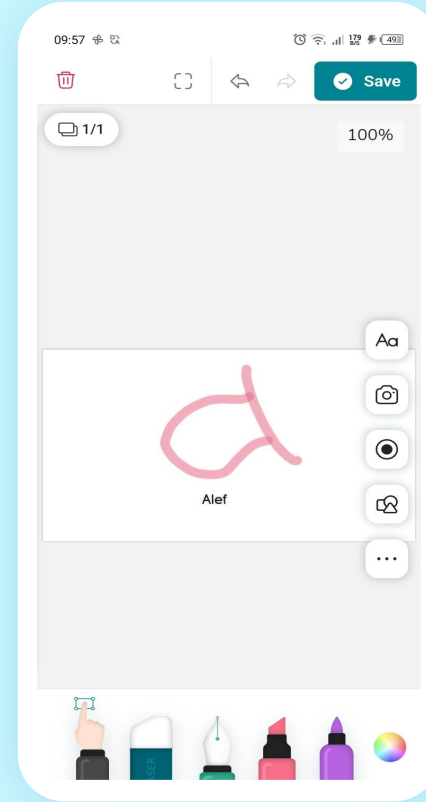
Multiple Photos: 10 photos



On the Student app

Making Submissions

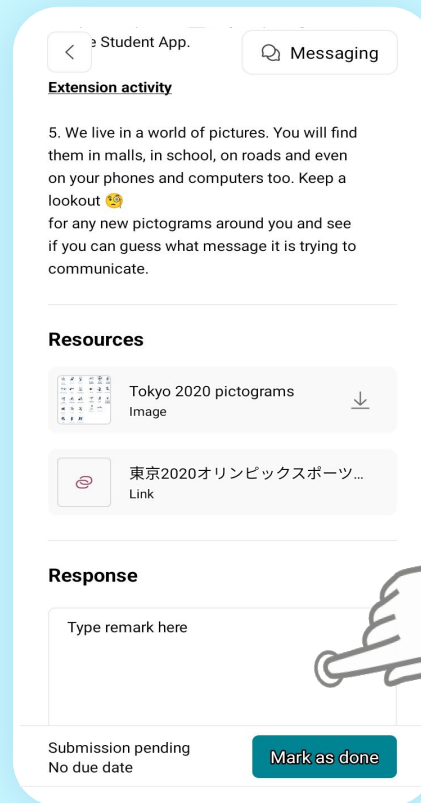
- Children can get creative! Use the workbook option as your child's digital board or canvas.



On the Student app

Add responses and reflections

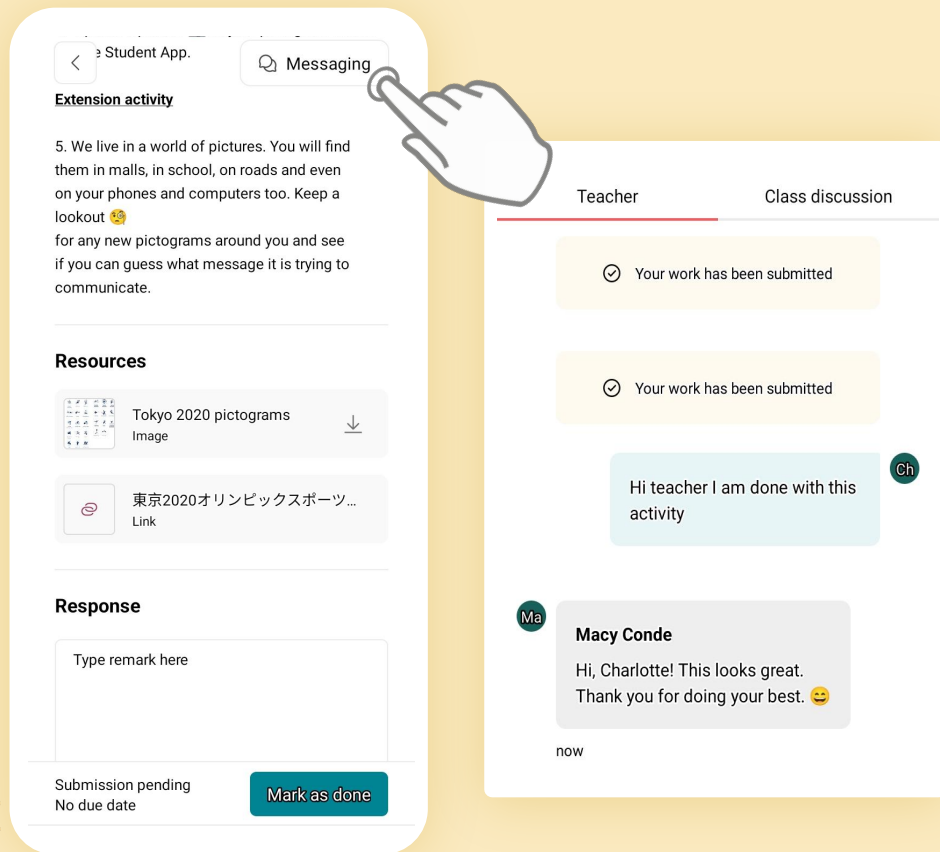
- Children have the space to write down their thoughts and reflection.



On the Student app

Messaging and participating in class discussions

- Engage in 1-1 conversations with the teacher or join class discussions - all in one place!



On the Student app

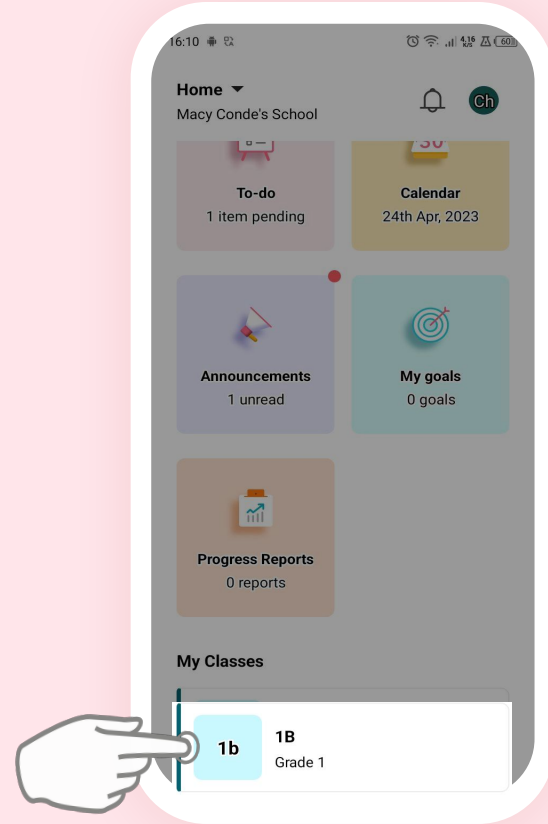
Digital Portfolio

Click on a class

Access the portfolio icon

Add a portfolio post

Wait for teacher approval



On the Student app

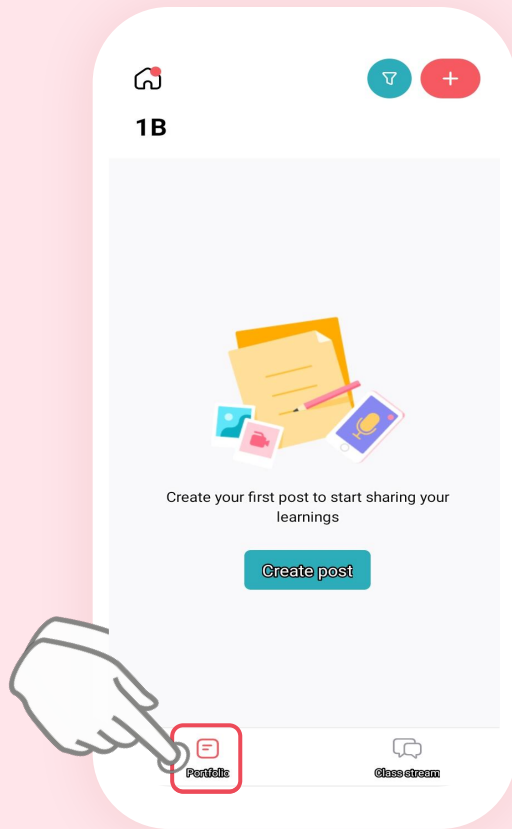
Digital Portfolio

Click on a class

Access the portfolio icon

Add a portfolio post

Wait for teacher approval



On the Student app

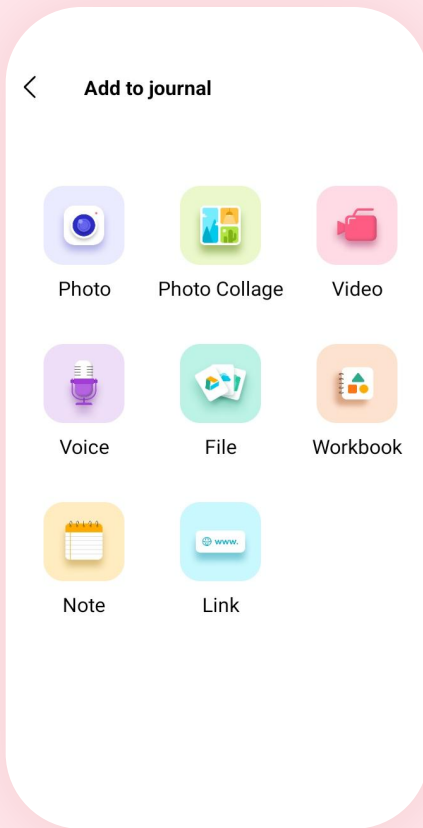
Digital Portfolio

Click on a class

Access the portfolio icon

Add a portfolio post

Wait for teacher approval



On the Student app

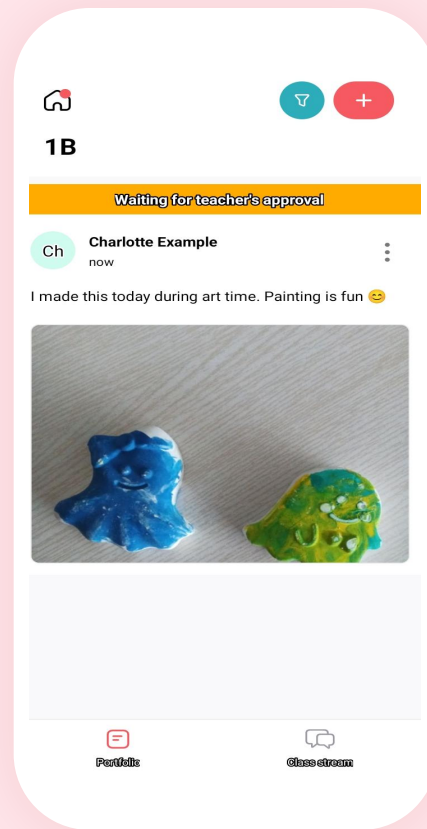
Digital Portfolio

Click on a class

Access the portfolio icon

Add a portfolio post

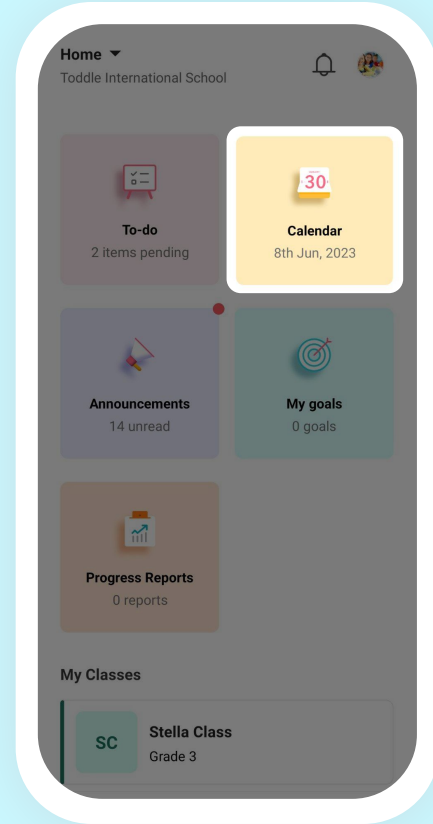
Wait for teacher approval



On the Student app

Calendar

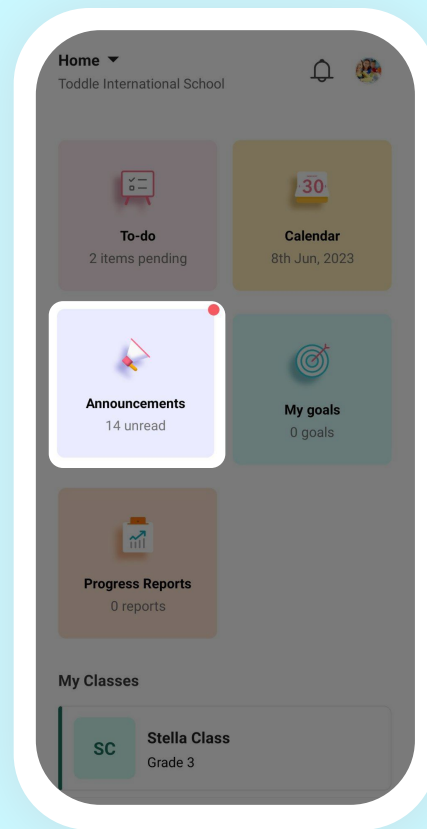
- Students can stay organized and connected! Check the schedule and find assigned and upcoming tasks.



On the Student app

Announcements

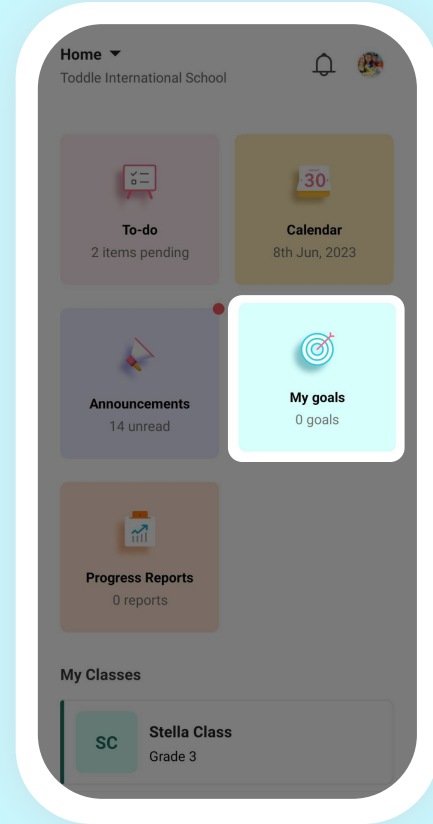
- Receive timely information from your school community.



On the Student app

My goals

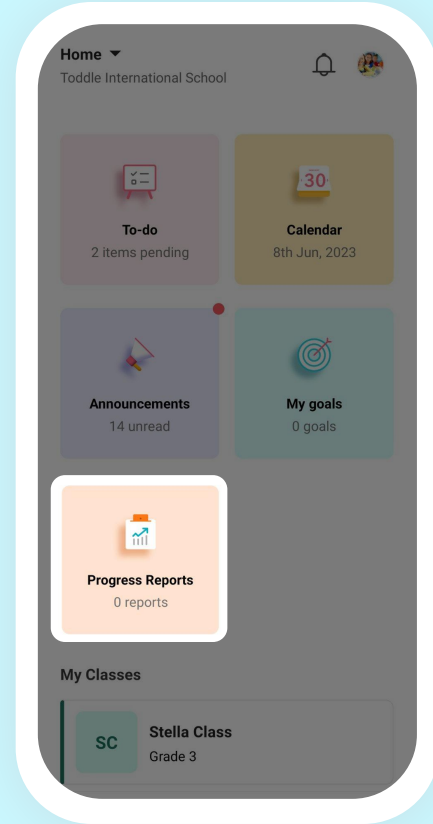
- Students can create, track and stay focused on their goals.



On the Student app

Progress reports

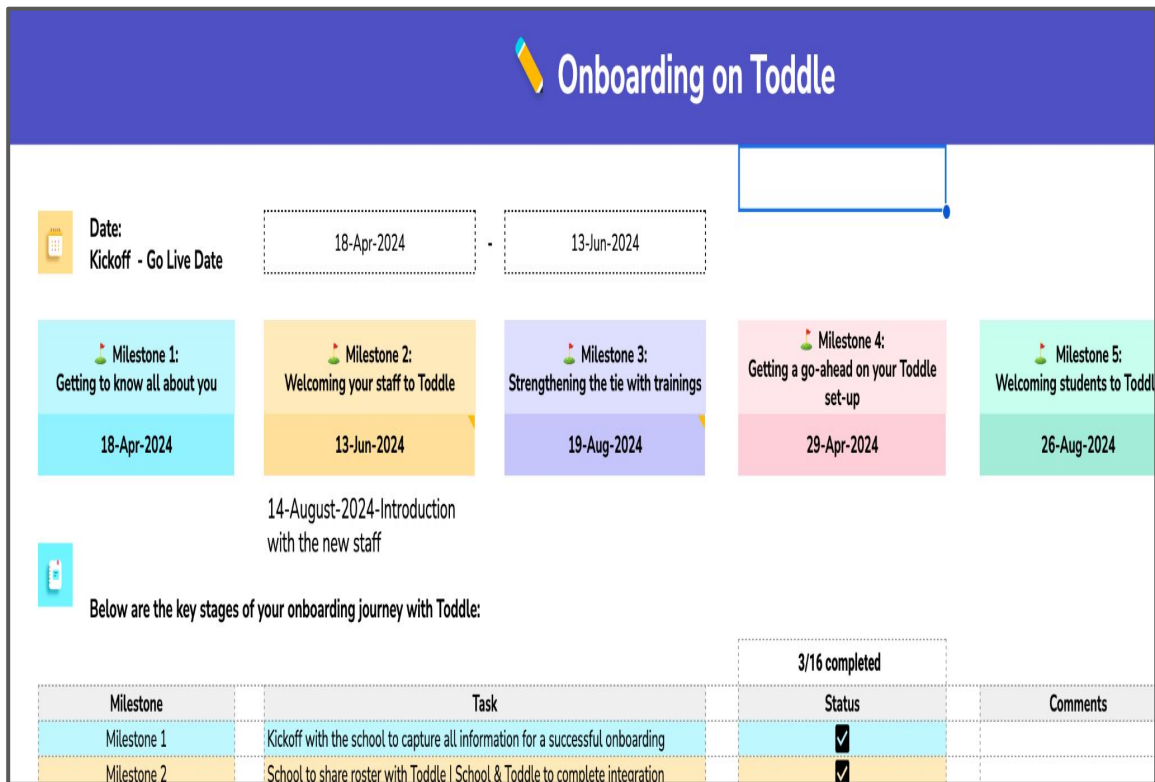
- View and check student's progress report digitally once released.



What is our plan for implementation?

Key Dates:


- June 13th-Staff Introduction
- June 25th-Parent Introduction
- **Newsletter article already posted
- August 19th-Orientation training
- August 26th-First day of school-Connections and Login
- Screencast library—





Comparison of Student and Family apps

Toddle Features	Toddle Family	Toddle Student
Announcements: Receive updates, newsletter, and anything related to the school.	✓	✓
Calendar: Can access upcoming school event and holidays	✓	✓
Classroom To-Do: Can access, virtually work, and submit the tasks assigned.	👁️	✓
Student Goals: Can set goals for their learning journey.	👁️	✓
Class Portfolio: Contribute to and add works they are proud of.	👁️	✓
Progress Report: Can access progress reports (e.g. semester report)	✓	✓
Policies: Can access policies of the schools	✓	X



Goals for August!

Toddle Features	Toddle Family	Toddle Student
Announcements: Receive updates, newsletter, and anything related to the school.		
Calendar: Can access upcoming school event and holidays		
Classroom To-Do: Can access, virtually work, and submit the tasks assigned.		
Student Goals: Can set goals for their learning journey.		
Class Portfolio: Contribute to and add works they are proud of.		
Progress Report: Can access progress reports (e.g. semester report)		
Policies: Can access policies of the schools		

Let's take some questions!





Thank you!

