

Woodburn School District No. 103

Adopted Budget 2024 - 25

1390 Meridian Drive, Woodburn, OR 97071





WOODBURN SCHOOL DISTRICT

2024 – 2025 ADOPTED BUDGET

PREPARED BY: SARAH BISHOP
DIRECTOR OF BUSINESS
1390 Meridian Drive, Woodburn, Oregon 97071



TABLE OF CONTENTS

Budget Message	1
Budget Analysis	3
Organization	7
Adopted Budget Calendar	11
General Fund Revenue	13
General Fund Expenditures	19
Special Revenue	25
Debt Service	27
Capital Projects	29
Function Description	31
Budget Detail Pages	Appendix-A
Notices	Appendix-B



Dear Woodburn School Community,

Over the years, Woodburn School District has been known to be a leader in providing for the needs of multilingual students and families and for closing the opportunity gap for students. We have consistently prided ourselves in the work we do on behalf of our community, and look forward to continuing this success in the future.

Our decisions are guided by our mission, vision, values, goals, and objectives. Collectively they form our strategic plan and they provide us with direction for development of a budget that supports us to engage, inspire, and prepare each student to learn, lead and contribute towards a just community both local and global. Annually, our budget development provides us an opportunity to reflect upon our use of resources in order to strengthen our stewardship of public resources and community trust and maximize services for our students.

Our Board's mission and vision for the district in their strategic plan along with feedback gathered leading up to the development of this budget provide us with priorities. Over the course of the year we engaged in listening sessions with school site councils, which included participation from parents and school based staff members, pre-budget committee presentations with our Board and Associations to identify priorities like dual language, career and technical education, family and student engagement programs, and social emotional and mental health support for students.

Contributing Factors

Due in large part to increased employee costs, the 2023-24 budget spent down the district's ending fund balance. The 2023-24 salary increases were the largest percentage increase for employee salaries we have ever done. Spending down the ending fund balance was a short term solution to maintain a balanced budget. That fund has now been spent and is no longer available to offset the rising cost of staff.

Woodburn has also benefited from the Elementary and Secondary School Emergency Relief (ESSER) funds. These expiring funds were made available to help districts safely reopen and sustain the same operation of schools and address the impact of the coronavirus pandemic on students. These funds provided Woodburn with a means to increase support and programs, like online school, and balance a budget during times of financial shortfalls. The unsustainable ESSER funds have been exhausted and are expiring in September 2024.

It is also important to note that Woodburn like most districts across the state and nation continue to face declining student enrollment. In recent years, Woodburn has seen enrollment decline from 5,387 students in 2020 to our current enrollment of 5,004 students. That's a significant decline of 383 students. For perspective, Washington Elementary School's current enrollment is 441. During this same period of time Woodburn has been able to maintain staffing levels due to expiring, one-time ESSER funds.

A Look at 2024-25

We are all aware of how fragile the State's school funding model is. As a State, we have struggled to fund schools at the needed levels, which has left Districts to rely on temporary funding sources and ending fund balances to help maintain services and staffing levels.

To be clear, the current Oregon State School Fund budget is not sufficient enough to allow WSD to maintain current staffing levels and program options. In order to produce a balanced budget for the 2024-2025 school year we are planning to reduce general fund spending by \$2.92 million over the prior year's budgeted expenditures. The loss of ESSER funds, depleting ending fund balance, increased staffing costs, and a decline in enrollment requires us to make difficult decisions in order to find a new normal under which to operate.

We are hoping to close this funding gap by evaluating district supports and staffing levels to ensure that they align with the reality of our enrollment and student needs. To the extent possible, this budget gap will be closed through reduced



spending and strategic staffing decisions. We will align staffing levels through attrition, that is by not refilling some positions of staff who are leaving while prioritizing dual language, career and technical education, family and student engagement programs, and social emotional and mental health support for students, priorities identified through the budget listening sessions. The District has already been working this year to reduce spending and manage staff allocation to lessen the budget impacts going into the 24-25 year.

Woodburn School District is committed to engaging, inspiring, and preparing each student to learn, lead and contribute towards an equitable community both local and global.

Thank you for your service and commitment to helping make the Woodburn School District as strong as it can be. This budget reflects our hopes and our plans to continue the difficult work we do on behalf of students and their families, and we look forward to the opportunity to the impact this work will have on the Woodburn community at large.

Budget Assumptions:

- A State School Fund allocation of \$62,014,187 based on a \$10.2 billion state budget.
- The investment of 51% of the biennial allocation.
- Our ADM (student enrollment) will remain relatively flat
- A reduction of \$457,431 in Title funds since the 2020-21 school year with a reduction from the prior year of \$106,513.

Expenditure Assumptions

- We will honor negotiated contracts with licensed and classified staff. Total General Fund staffing costs are \$71,582,746 and represents 79% of expenditures.
- Ending fund balance and contingency of \$4,680,646 (5% the lowest allowable amount per Board policy)
- Per student allocations at buildings will remain the same as the prior budget year.

Staffing and Program Assumptions

- We will reduce staffing levels, from central office administrators to instructional assistants, through attrition and reassignment, to more closely align our staffing levels with student enrollment
- We will reduce \$450,000 in extended contract spending
- We will eliminate our online program, which has been paid for this expiring ESSER funds, and sustain other current programs and services to students
- We will sustain staff and resources to support mental and behavioral and safety needs.

Respectfully submitted,

Juan Larios
Superintendent

Woodburn School District is the 27th largest of 197 districts in Oregon. The District is projected to serve approximately 5,135 students in the 2024 – 25 school year. Woodburn School District is comprised of two high schools, including one alternative high school, two middle schools and four elementary schools.

The District is located between Salem and Wilsonville on the I-5 corridor. The community, first settled in the 1850's, is supportive of its school and many community members are active in school organizations. The major employers include state and local government, education, healthcare providers, and other area businesses. The economy is based primarily on government, agriculture, food processing, wood and paper products and light manufacturing.

BUDGET PRESENTATION

The Woodburn School District is proud to publish and provide budget information to the Budget Committee and our community.

The District's goal is to present the budget data in a manner that provides a clear, accurate account of the District's education programs and services for the 2024-25 fiscal year. The information contained in this budget document has been developed, in part, from a combination of District staff and community feedback.

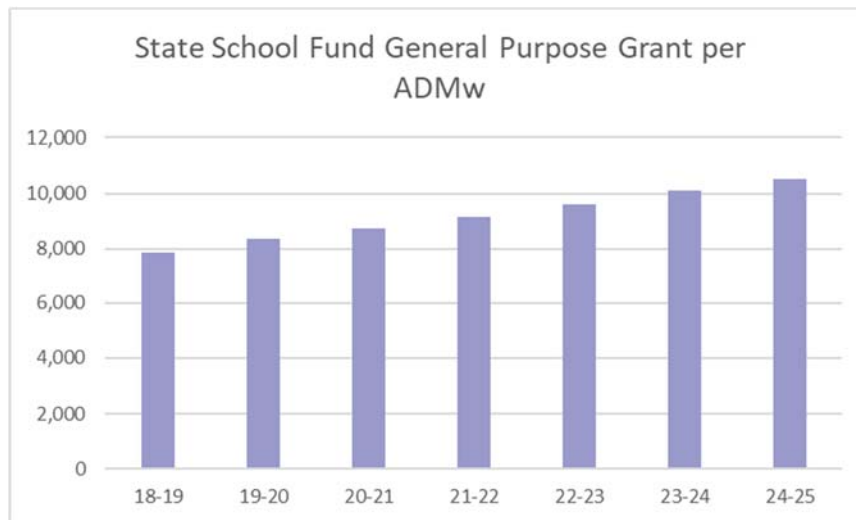
We welcome the opportunity to discuss any financial information or to answer questions regarding the data presented in this report.



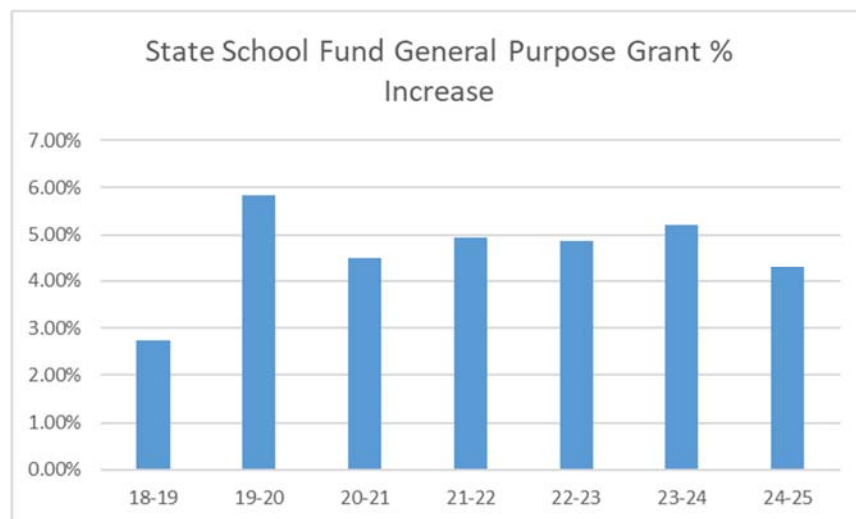
STATE FUNDING OF K-12 EDUCATION

During the 1990’s, Oregon voters approved a property tax limitation that shifted major responsibility for funding K-12 programs from local property taxes to Oregon’s General Fund. The measures approved by the voters required the Oregon Legislature to replace these property taxes. As property taxes were reduced, the reliance on the State General Fund increased. As one of the few states that does not have a sales tax, the State of Oregon’s primary revenue sources are the state income tax and lottery revenues. Therefore, the funding for K-12 education statewide are significantly affected by fluctuations in the economic climate. In addition, prior to 2007, Oregon’s Kicker Law required the state to return any income tax collections in excess of two percent of projections to tax payers. This effectively kept the state from being able to “save” during the good times in anticipation of economic downturns. During the 2007 legislative session, a bill was passed that allowed the state to create a Rainy Day Fund – a first attempt to stabilize school funding.

The State School Fund (SSF) allocated funding for each attending student in Oregon through a weighted distribution system. A seven year historical review of SSF dollars per ADMw (Average Daily Membership weighted) is shown in the chart below.

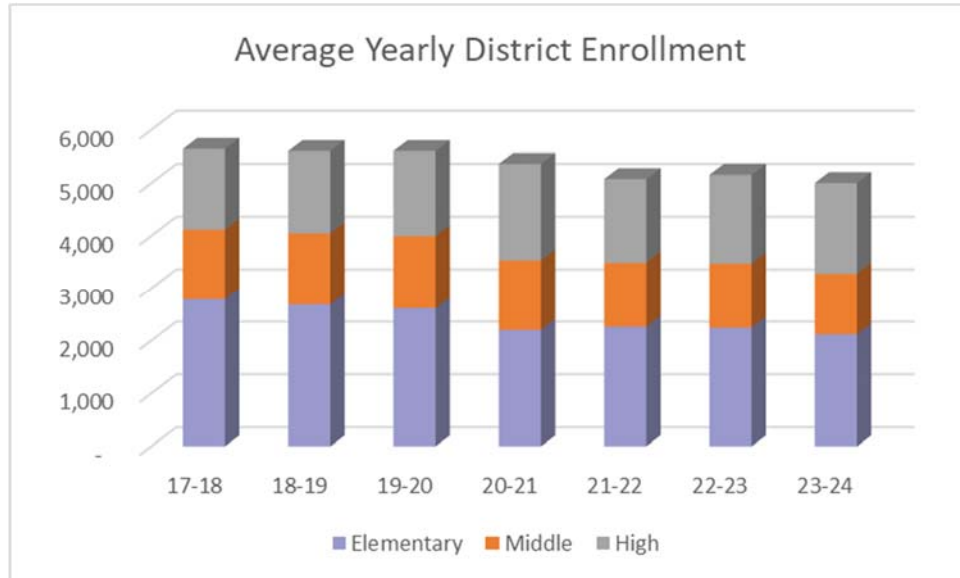


This chart details the percentage change in the per pupil State School Fund allocation over the past seven years.



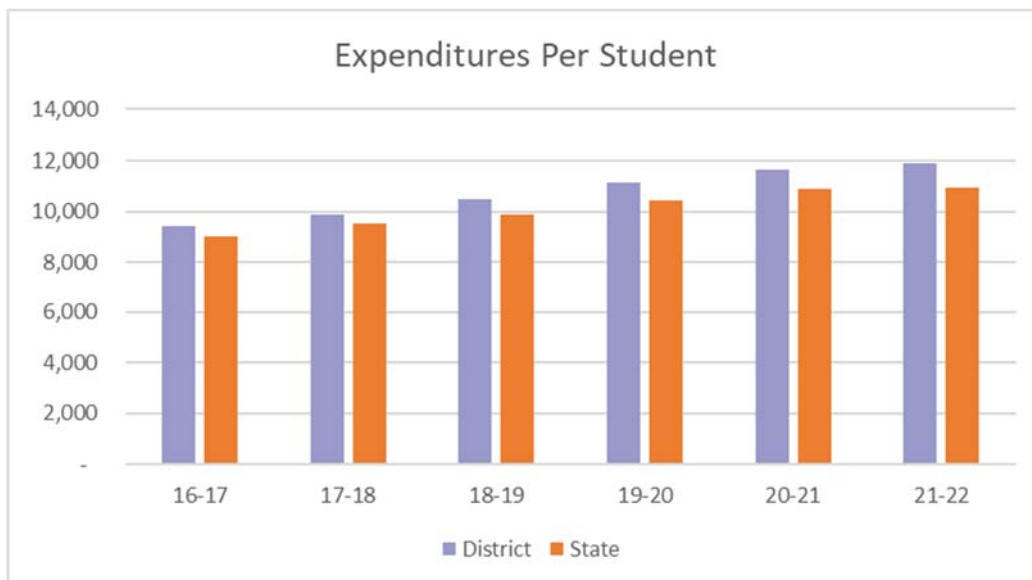
ENROLLMENT CHANGES

Since the 2015 – 2016 school year, student enrollment in the Woodburn School District has decreased by 658 students. The District is projecting a student population of 5,135 for October 1, 2024, compared with 5,662 students in the 2015 - 2016 school year.



EXPENDITURES PER STUDENT

Below is a depiction of the Woodburn School District’s expenditure per student. Expenditures per student have continued to increase year over year, with the District spending more per student than the statewide average.



2024 – 2025 BUDGET AT A GLANCE

- The 2024-25 school year is the second year of the 2023-2025 biennium.
- The General Fund budget is anticipated to decrease by \$2,580,759 or 2.84 percent.
- Employee insurance cap increases and cost of living increases were included in the budget for all employee groups.
- Woodburn School District’s PERS rate will be 27.87 percent for Tier One and Tier Two employees and 25.03 percent for OPSRP.

Historic PERS Rates

	2013 - 2015	2015 - 2017	2017 - 2019	2019 - 2021	2021 - 2023	2023 - 2025
Tier I/ Tier II	22.29%	22.33%	27.20%	32.03%	26.83%	27.87%
OPSRP	20.29%	17.64%	21.87%	26.58%	23.72%	25.03%



ORGANIZATION OVERVIEW

BOARD OF DIRECTORS

The Board of Directors is comprised of five elected members serving four-year terms. Board members are community volunteers and do not receive compensation for their work. Board members establish policy, based on Oregon and Federal laws governing schools. The Boards regular meetings are generally held on the third Tuesday of each month. Regular sessions, special sessions, work sessions and Budget Committee meetings are open to the public. Executive sessions are held as needed for specific purposes as provided by state law. Notices of all meetings are posted on the District website.

SUPERINTENDENT

Superintendent Juan Larios, was appointed by the Board to serve as the Chief Executive Officer of the District. The Superintendent is a professional educator employed to advise the Board on all matters concerning management of the schools, and to administer laws, regulations, and policies adopted by the Board.

As the leader for Teaching and Learning in Woodburn School District, the Superintendent is responsible for guiding the development of the curriculum and education programs that address the needs of students, and providing leadership and advocacy for education. The Superintendent is accountable for the fiscal management of the District, guiding the direction of employees, and ensuring their ongoing professional development.

DIRECTOR OF BUSINESS

Director of Business, Sarah Bishop, is responsible to the Board and administration for all financial operations.





STRATEGIC PLAN

OUR MISSION

Our promise is to engage, inspire, and prepare each student to learn, lead, and contribute towards an equitable community, both local and global.

OUR VISION

Woodburn School District is a diverse, multilingual, and equitable community of learners where each student is supported and prepared to succeed.

OUR VALUES

- Accountability
- Civic Responsibility
- Cultural Diversity
- Equity
- Family and Community Partnerships
- Lifelong Learning
- Multilingualism

GOALS AND OBJECTIVES

Each student will graduate, prepared to pursue college, career options, and success in life. Each student will:

- Demonstrate proficiency in all state academic areas
- Have the opportunity to become bilingual and biliterate
- Have a clear understanding, exploration of, and support for all post-secondary pathways
- Have support to employ problem solving strategies and social emotional skills
- Be prepared to successfully apply their learning to civic opportunities

Foster our culture of engagement and partnerships

- Each student will be prepared to cultivate community relationships leading to service learning that supports their academic and life goals
- Staff will engage and collaborate with families and community members to meaningfully support social, emotional, and educational growth of students
- Family and community members will be prepared to actively participate in school and district activities and have an active voice in decision-making
- With support, each student will practice ownership of their social, emotional, and educational growth
- Students and staff will cultivate a culturally inclusive community within their school

Strengthen our stewardship of public resources and community trust. Woodburn School District will:

- Ensure quality district facilities for current enrollment, anticipated future growth, and educational needs
- Allocate financial and human resources with transparency and integrity, aligning expenditures equitably to support the district's mission, vision, values, and goals
- Be a leader in recruiting, hiring, developing, and retaining quality staff, reflective and supportive of our student community

BOARD OF DIRECTORS

Woodburn School District is governed by a Board of Directors, comprising five elected members serving four-year terms. Board members are community volunteers and do not receive compensation for their work. The Board elects a chairperson and a vice-chairperson from the five members. The Board has legal authority for all public schools in the Woodburn School District, within the framework set by the Oregon Legislature and the State Board of Education. The Board establishes policy, based on Oregon and federal laws governing schools. The Board acts to interpret the educational needs of the District, then meets those needs with policies and facilities that motivate students and stimulate the learning process. The Board is also responsible for employing the Superintendent to administer the District.

The ongoing duties of the Board include allocating resources, formulating policy, and interacting with the community in support of the District's mission. The Board of Directors supports the District's efforts to achieve the objectives of the Strategic Plan by setting annual Board goals that align with the main strategic areas, and by holding staff accountable to show measurable progress toward identified outcomes. The Board members and their terms are as follows:

POSITION ONE – Santiago Puente, Vice Chair
Term ends June 30, 2027



POSITION TWO – Noemi Legaspi, Board Chair
Term ends June 30, 2025



POSITION THREE – Courtney Elwell, Director
Term ends June 30, 2025



POSITION FOUR – Rosie Burkoff, Director
Term ends June 30, 2027



POSITION FIVE – Ryan Beyer, Director
Term ends June 30, 2025



BUDGET COMMITTEE

The Woodburn School District’s Budget Committee comprises all five Board members and an equal number of community members who are appointed by the Board. No staff members are allowed to serve on the Budget Committee. The appointed Budget Committee members are appointed for three-year terms. The terms are staggered so that, as near as practicable, one third of the appointive members’ terms end each year.

Budget Committee Membership:

Name	Expiration
Noemi Legaspi	June 30, 2025
Santiago Puente	June 30, 2027
Courtney Elwell	June 30, 2025
Rosie Burkoff	June 30, 2027
Ryan Beyer	June 30, 2025
John Rivas	June 30, 2024
Kelley Jacobucci	June 30, 2025
Scott Trevor	June 30, 2026
Janeece Price	June 30, 2026
Rick Puente	June 30, 2026



ADOPTED BUDGET CALENDAR

1. Appoint Budget Officer	July 11, 2023
2. Appoint Budget Committee	July 11, 2023
3. Prepared Proposed Budget	January through May
4. Publish 1 st Notice of Budget Committee Meeting	April 2024
5. Publish 2 nd Notice of Budget Committee Meeting	April 2024
6. Budget Work Session	February 13, 2024
7. Budget Committee Meeting	May 7, 2024
8. Subsequent Budget Committee Meeting (if needed)	May 21, 2024
9. Publish Notice of Budget Hearing	May 2024
10. Hold Budget Hearing	June 25, 2024
11. Enact Resolutions to Adopt	June 25, 2024
12. Submit Tax Certification Documents	By July 15*
13. Send Copy of all Budget Documents to County Clerk	By September 30*

*ORS 305.820(2) states that if any deadline that needs to be filed to tax collector or county falls on a weekend or holiday, then the deadline is extended to the next business day.





GENERAL FUND REVENUES

The General Fund is used to account for all transactions related to the District's operation, except those required to be accounted for in other funds. Major Revenue sources include local property taxes and the State School Fund.

General Fund expenditures encompass the day-to-day operations of the District, except for those expenditures related to programs funded by federal, state, and local sources for designated purposes, such as payment of bonded debt, capital facility acquisition and construction, food service, internal services, and trust and agency.

General Fund expenditures are subject to appropriation. Year-end unreserved fund balances are carried forward to the following year as Beginning Fund Balances.





CURRENT YEAR'S TAXES

The current tax levy is one of the main sources of revenue for funding the operation of the Woodburn School District. It is based on the assessed valuation of all taxable property within the District. It is collected by the Marion County treasurer and includes current taxes, prior year taxes, and any penalties or interest paid.

The tax amount remains stable due to property tax limitation Ballot Measures 5, 47 and 50. The current rate is 4.5247 per \$1,000 of assessed value to support the General Fund.

Current Year Taxes

2021-22 Actuals	2022-23 Actuals	2023-24 Adopted	2024-25 Adopted
8,978,359	9,685,089	9,797,811	10,091,745

INTEREST ON INVESTMENTS

Interest on investments is interest earned from the investment of District revenue. Currently, the District only invests General Fund monies in the Local Government Investment Pool.

Interest on Investments

2021-22 Actuals	2022-23 Actuals	2023-24 Adopted	2024-25 Adopted
91,723	958,728	500,000	650,000

COUNTY SCHOOL FUND

An act of Congress granted roughly 6 percent of acquired state lands for the support of K – 12 education. Revenue comes from state leasing rights, unclaimed property, forest management and gifts. The funds are invested and the earnings are distributed to K – 12 districts.

County School Fund

2021-22 Actuals	2022-23 Actuals	2023-24 Adopted	2024-25 Adopted
234,273	69,873	75,000	75,000

STATE SOURCES

State sources make up approximately 67.09 percent of all revenue received in the General Fund. The State School Fund, Common School Fund, state timber taxes, and transportation reimbursement comprise state sources. The Oregon Department of Education is required to provide Districts with estimates of State School Support in March of each year. The current estimate is based on a \$10.2 billion K – 12 allocation for the 2023-2025 biennium.

State Sources

2021-22 Actuals	2022-23 Actuals	2023-24 Adopted	2024-25 Adopted
60,191,028	60,775,328	62,733,276	66,632,199

BEGINNING FUND BALANCE

The Beginning Fund Balance is rolled over from the Ending Fund balance of the prior year and is used to provide revenue until tax revenues are received in November. The 24-25 Beginning Fund Balance of \$12,062,421 is 13.27 percent of the total revenues.

Beginning Fund Balance

2021-22 Actuals	2022-23 Actuals	2023-24 Adopted	2024-25 Adopted
16,176,457	23,127,635	18,931,037	12,062,421

TOTAL REVENUES

Total Revenues

2021-22 Actuals	2022-23 Actuals	2023-24 Adopted	2024-25 Adopted
88,153,928	96,165,214	93,502,124	90,921,365

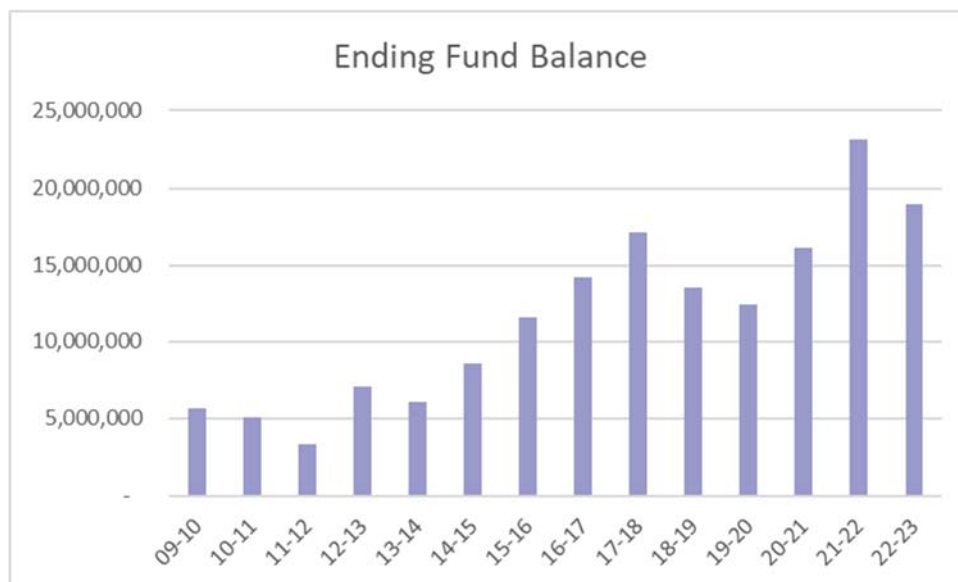




BEGINNING FUND BALANCE AND FINANCIAL STABILITY

With the uncertainty in state funding, an important element in maintaining sustainability from one year to another is the Beginning Fund Balance. The Beginning Fund Balance is used to maintain a positive cash flow until tax revenues are received in November, and to smooth out unexpected shortages of revenues.

Board Policy DBDB outlines the need to maintain a fund cash balance of between 5 and 10 percent of the total adopted general fund revenues.





GENERAL FUND REVENUE SUMMARY

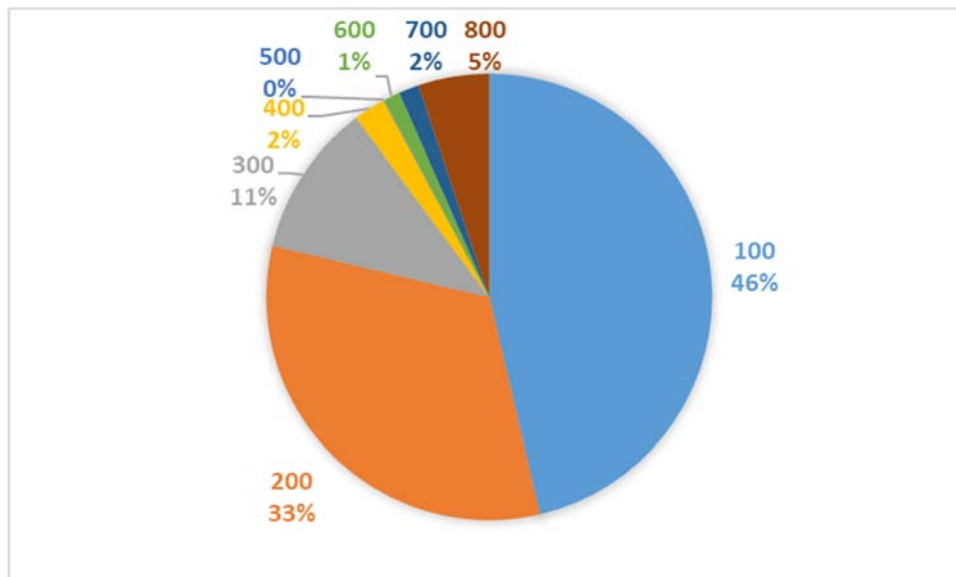
Account	Description	Actuals 2122	Actuals 2223	Adopted 2324	Adopted 2425
100.0000.1111	Current Year's Taxes	8,978,359	9,685,089	9,797,811	10,091,745
100.0000.1112	Prior Year's Taxes	174,820	286,021	200,000	200,000
100.0000.1312	Tuition From Other Districts Within the State	50,348	16,937	20,000	-
100.0000.1324	Tuition for Community Services	29,937	27,898	30,000	-
100.0000.1510	Interest on Investments	91,723	958,729	500,000	650,000
100.0000.1910	Rentals	26,885	24,478	25,000	25,000
100.0000.1960	Recovery of Prior Years' Expenditure	150	9,750	-	-
100.0000.1980	Fees Charged to Grants	649,889	544,450	475,000	475,000
100.0000.1990	Miscellaneous	248,980	150,524	200,000	200,000
TOTAL LOCAL REVENUE		10,251,091	11,703,874	11,247,811	11,641,745
100.0000.2101	County School Funds	234,273	69,873	75,000	75,000
100.0000.2102	Education Service District Apportionment	1,259,621	466,253	500,000	500,000
100.0000.2199	Other Intermediate Sources	8,564	17,252	10,000	10,000
TOTAL INTERMEDIATE REVENUE		1,502,458	553,378	585,000	585,000
100.0000.3101	State School Fund - General Support	59,584,785	60,118,871	62,014,187	65,915,654
100.0000.3103	Common School Fund	606,244	656,458	719,089	716,545
TOTAL STATE SOURCES		60,191,029	60,775,329	62,733,276	66,632,199
100.0000.4500	Restricted Rev From Fed Gov't Through State	-	2,997	-	-
TOTAL FEDERAL SOURCES		-	2,997	-	-
100.0000.5300	Sale of or Compensation of Fixed Assets	32,893	2,000	5,000	-
100.0000.5400	Resources - Beginning Fund Balance	16,176,457	23,127,635	18,931,037	12,062,421
TOTAL OTHER SOURCES		16,209,350	23,129,635	18,936,037	12,062,421
TOTAL REVENUE		88,153,928	96,165,214	93,502,124	90,921,365





GENERAL FUND EXPENDITURE BY OBJECT SUMMARY

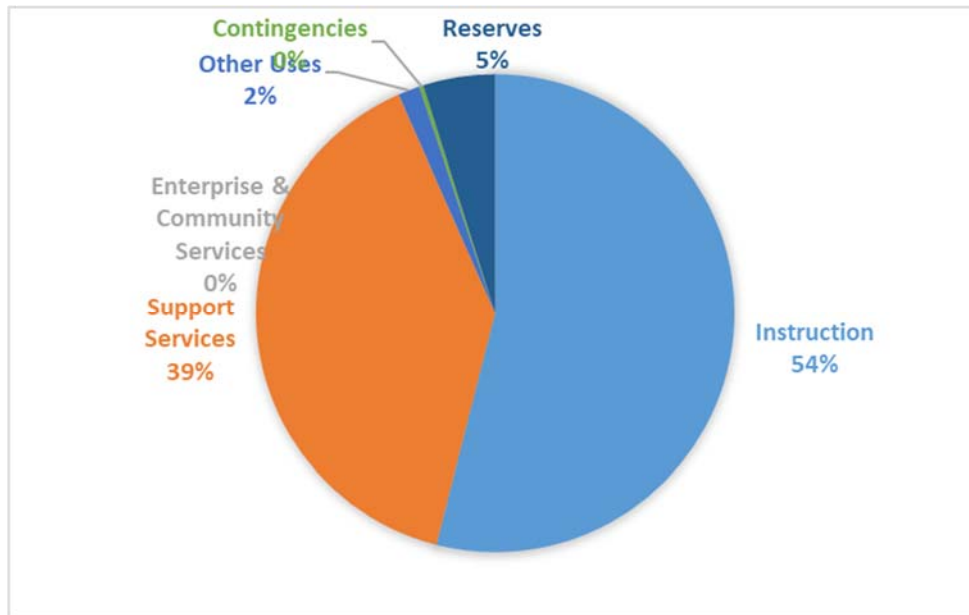
Object	Description	Actuals 2122	Actuals 2223	Adopted 2324	Adopted 2425	Change from Prior Year
100 - Salaries	All salaries including negotiated increases	33,309,334	37,550,388	41,583,307	42,145,515	1.33%
200 - Benefits	Associated payroll costs, PERS, health insurance caps	22,255,461	23,751,406	29,359,828	29,437,231	0.26%
300 - Purchased Services	Utilities, printing, contracted services	7,588,746	9,424,854	10,200,535	10,074,209	-1.25%
400 - Supplies and Materials	Supplies, textbooks, computer hardware	1,564,955	2,291,499	2,965,312	2,118,887	-39.95%
500 - Capital Expenditures	New and replacement equipment	1,574,943	133,861	32,000	55,000	41.82%
600 - Other Expenditures	Dues and fees, property insurance	717,555	818,398	819,942	1,074,077	23.66%
700 - Transfers	Transfers to other funds	1,107,700	1,285,700	1,791,200	1,335,800	-34.09%
800 - Contingencies and EFB	Contingency and Reserve for next year	-	-	6,750,000	4,680,646	-44.21%
		68,118,694	75,256,106	93,502,124	90,921,365	-2.84%





GENERAL FUND EXPENDITURE BY FUNCTION SUMMARY

Function	Description	Actuals 2122	Actuals 2223	Adopted 2324	Adopted 2425	Change from Prior Year
1000 - Instruction	Direct Classroom Support	39,310,971	43,671,560	50,771,530	49,061,054	-3.49%
2000 - Support Services	Counselors, media, assessment, central administration, facilities, transportation	27,695,287	30,291,314	34,181,394	35,835,865	4.62%
3000 - Enterprise & Community Services	Activities not directly related to education, such as the care of children, community welfare	4,736	7,534	8,000	8,000	0.00%
5000-Other Uses	Debt Service, Transfers	1,101,700	1,285,700	1,791,200	1,335,800	-34.09%
Contingencies	Unexpected expenditures			250,000	250,000	0.00%
Reserves	Next year's reserve	-	-	6,500,000	4,430,646	-46.71%
		68,112,694	75,256,108	93,502,124	90,921,365	-2.84%





GENERAL FUND - Function Summary

Function	Description	Actuals 2122	Actuals 2223	Adopted 2324	Adopted		Proposed		Adopted	
					FTE 2324	Proposed 2425	FTE 2425	Approved 2425	Adopted 2425	FTE 2425
1111	Elementary, K-5	4,856,077.32	5,293,890.97	7,081,906	57.50	6,189,296	52.50	6,189,296	6,189,296	52.50
1113	Elementary Extra-Curricular	-	237.86	-	-	-	-	-	-	-
1114	IB Elementary	19,693.92	6,103.86	-	-	-	-	-	-	-
1121	Middle School Programs	6,277,882.81	6,744,811.83	7,396,039	55.50	6,303,275	44.00	6,303,275	6,303,275	44.00
1122	Middle School Extra-Curricular	189,521.88	245,187.76	298,626	-	315,117	-	315,117	315,117	-
1131	High School Programs	8,284,550.92	8,790,206.73	9,829,297	69.60	9,676,955	64.00	9,676,955	9,676,955	64.00
1132	High School Extra-Curricular	759,370.38	808,018.50	663,169	-	700,273	-	700,273	700,273	-
1133	IB & Adv Placement	147,431.26	182,638.93	167,931	0.70	58,000	-	58,000	58,000	-
1134	Academic/Athletic Intramurals	95.98	-	-	-	-	-	-	-	-
1140	Pre-Kindergarten	94,352.34	187,527.89	200,491	2.50	244,810	3.00	244,810	244,810	3.00
1210	Talented & Gifted	347,877.98	183,117.91	269,604	1.80	199,326	1.30	199,326	199,326	1.30
1220	Restr Program Students with Disabilities	1,118,127.89	139,237.51	1,514,180	18.00	1,577,094	18.00	1,577,094	1,577,094	18.00
1223	Bridges Program	351,431.57	393,304.05	460,679	5.00	273,218	3.00	273,218	273,218	3.00
1224	Life Skills Program	969,017.67	1,220,586.69	1,407,234	15.00	1,727,282	17.00	1,727,282	1,727,282	17.00
1225	Out of District Programs	35,903.00	-	90,000	-	90,000	-	90,000	90,000	-
1250	Resource Room	3,632,354.15	4,426,747.13	5,082,836	56.00	5,145,078	54.00	5,145,078	5,145,078	54.00
1260	Early Intervention	69.03	-	1,000	-	1,000	-	1,000	1,000	-
1280	Alternative Education	630,947.95	904,140.54	836,741	5.00	778,679	5.00	778,679	778,679	5.00
1281	Public Alternative Programs	-	86,647.00	75,000	-	75,000	-	75,000	75,000	-
1288	Charter Schools	1,359,046.80	1,308,479.11	1,425,000	-	1,425,000	-	1,425,000	1,425,000	-
1291	ESL	10,237,218.34	12,750,675.90	13,971,797	117.05	14,281,651	113.63	14,281,651	14,281,651	113.63
2111	Service Area Direction	-	8.35	-	-	-	-	-	-	-
2112	Attendance Services	639,777.33	646,687.49	738,844	9.00	784,471	9.00	784,471	784,471	9.00
2114	Student Accounting Services	322,640.79	319,302.36	379,022	2.00	387,079	2.00	387,079	387,079	2.00
2115	Student Safety	210,227.48	297,479.42	359,705	3.00	652,799	7.00	652,799	652,799	7.00
2122	Counseling	1,974,814.99	1,734,261.83	2,423,523	19.00	2,394,784	17.00	2,394,784	2,394,784	17.00
2126	Placement Services	356,857.36	390,553.60	387,000	3.00	371,437	3.00	371,437	371,437	3.00
2134	Nurse Services	133,965.00	167,530.28	539,574	4.00	573,834	4.00	573,834	573,834	4.00
2135	MAC Monies	27,424.95	35,698.33	20,400	-	135,400	-	135,400	135,400	-
2142	Psychological Testing Services	554,250.80	700,980.46	698,203	5.00	970,180	7.00	970,180	970,180	7.00
2143	Psychological Counseling Services	9,723.68	102,867.40	90,978	0.50	92,968	0.50	92,968	92,968	0.50
2150	Speech Pathology and Audiology Services	1,030,775.20	1,361,780.20	1,365,293	9.80	1,726,870	11.80	1,726,870	1,726,870	11.80
2160	Other Student Treatment Services	41,020.99	44,765.00	45,000	-	50,000	-	50,000	50,000	-
2190	Service Direction, Student Support Servic	1,503,925.28	1,266,801.05	1,483,234	7.90	1,218,415	5.40	1,218,415	1,218,415	5.40
2210	Improvement of Instruction Services	94,170.25	103,018.23	76,617	0.50	83,124	0.50	83,124	83,124	0.50
2211	Service Area Direction	462,768.37	538,783.09	605,537	3.00	647,004	3.00	647,004	647,004	3.00
2219	Other Improvement of Instruction Service	39,405.37	43,768.81	50,920	-	68,490	-	68,490	68,490	-
2222	Library/Media Center	929,808.89	923,884.27	1,004,901	7.50	1,060,911	7.00	1,060,911	1,060,911	7.00
2223	Multimedia Services	1,206.99	-	2,000	-	2,000	-	2,000	2,000	-
2230	Assessment and Testing	10,210.35	61,781.68	94,750	-	76,643	-	76,643	76,643	-
2240	Instructional Staff Development	184,236.31	154,629.27	286,525	-	252,822	-	252,822	252,822	-



General Fund Expenditures

Function	Description	Actuals 2122	Actuals 2223	Adopted 2324	Adopted		Proposed		Adopted	
					FTE 2324	Proposed 2425	FTE 2425	Approved 2425	Adopted 2425	FTE 2425
2311	Board of Ed.	256,952.89	352,276.03	312,300	-	332,800	-	332,800	332,800	-
2314	Election Services	7,849.27	-	8,000	-	9,000	-	9,000	9,000	-
2315	Legal Services	50,344.25	38,057.46	75,000	-	55,000	-	55,000	55,000	-
2317	Audit Services	37,870.00	14,150.00	60,000	-	60,000	-	60,000	60,000	-
2320	Executive Administration Services	416,008.00	765,046.40	856,001	3.00	573,322	2.00	573,322	573,322	2.00
2329	Other Executive Administration Services	12,374.92	19,347.33	20,000	-	33,404	-	33,404	33,404	-
2410	Office of the Principal Services	5,189,343.40	5,490,911.46	5,987,804	42.00	6,332,931	42.00	6,332,931	6,332,931	42.00
2520	Fiscal Services	803,231.44	903,354.95	1,003,763	4.95	1,046,816	4.95	1,046,816	1,046,816	4.95
2528	Risk Management Services	332,816.61	343,749.78	375,488	1.45	391,527	1.45	391,527	391,527	1.45
2529	Other Fiscal Services	128,919.64	81,687.44	154,000	-	154,000	-	154,000	154,000	-
2541	Service Area Direction	432,251.20	354,596.98	464,488	3.00	410,390	2.00	410,390	410,390	2.00
2542	Care and Upkeep of Buildings Services	3,755,318.36	4,487,348.72	4,641,888	30.00	5,539,103	30.00	5,539,103	5,539,103	30.00
2543	Care and Upkeep of Grounds Services	616,847.59	662,358.51	789,599	6.00	791,575	6.00	791,575	791,575	6.00
2544	Maintenance	2,519,250.78	1,578,636.04	1,291,654	3.00	1,283,896	3.00	1,283,896	1,283,896	3.00
2545	Purchase/Repair of Maintenance Vehicles	27,181.07	29,033.51	29,000	-	32,400	-	32,400	32,400	-
2546	Security Services	1,218.50	4,682.45	6,000	-	6,000	-	6,000	6,000	-
2552	Vehicle Operation Services	2,178,688.00	2,632,433.80	2,554,570	0.10	2,700,618	0.10	2,700,618	2,700,618	0.10
2554	Student Transportation Repair & Mainten:	10,524.02	11,529.49	14,800	-	17,900	-	17,900	17,900	-
2558	Special Education Transportation Services	639,634.17	851,434.80	1,017,903	0.50	1,013,470	0.50	1,013,470	1,013,470	0.50
2572	Purchasing Services	31,506.93	22,949.81	34,850	-	114,650	-	114,650	114,650	-
2573	Warehousing and Distributing Services	52.08	-	-	-	-	-	-	-	-
2630	Information Services	736.61	22,719.32	14,600	-	14,600	-	14,600	14,600	-
2633	Public Information Services	64,562.07	121,418.61	173,595	1.00	178,466	1.00	178,466	178,466	1.00
2640	Staff Services	519,045.92	661,412.24	833,998	4.00	849,053	4.00	849,053	849,053	4.00
2645	Staff Health Services	14,436.44	20,866.41	17,500	-	17,500	-	17,500	17,500	-
2646	Safety	580.74	949.83	6,000	-	6,000	-	6,000	6,000	-
2649	Other Staff Services	9,843.32	47,744.99	54,903	0.35	57,148	0.35	57,148	57,148	0.35
2660	Technology Services	1,037,302.76	1,809,423.63	2,671,664	10.00	2,210,065	8.00	2,210,065	2,210,065	8.00
2669	Other Technology Services	73,385.77	68,613.07	60,000	-	55,000	-	55,000	55,000	-
3300	Community Services	4,736.04	7,533.62	8,000	-	8,000	-	8,000	8,000	-
5200	Transfers of Funds	1,101,700.00	1,285,700.00	1,791,200	-	1,335,800	-	1,335,800	1,335,800	-
6110	Operating Contingency	-	-	250,000	-	250,000	-	250,000	250,000	-
7000	Unappropriated Ending Fund Balance	-	-	6,500,000	-	4,430,646	-	4,430,646	4,430,646	-
TOTAL		68,112,694.36	75,256,107.97	93,502,124	587.20	90,921,365	557.98	90,921,365	90,921,365	557.98



GENERAL FUND - Object Summary

Object	Description	Actuals 2122	Actuals 2223	Adopted		Proposed		Adopted		
				Adopted 2324	FTE 2324	Proposed 2425	FTE 2425	Approved 2425	Adopted 2425	FTE 2425
111	Licensed Salaries	20,262,980.21	22,508,627.26	26,587,511	328.30	26,180,354	307.05	26,180,354	26,180,354	307.05
112	Classified Salaries	7,593,504.58	8,206,542.61	9,714,865	228.00	10,559,363	222.53	10,559,363	10,559,363	222.53
113	Administrator Salaries	3,265,956.14	3,818,079.86	3,829,605	27.90	3,808,212	25.40	3,808,212	3,808,212	25.40
114	Managerial Salaries	240,458.50	352,617.78	263,220	3.00	307,262	3.00	307,262	307,262	3.00
121	Substitutes - Licensed	622.76	658.39	-	-	-	-	-	-	-
123	Temporary - Licensed	921,605.36	628,043.37	72,915	-	213,453	-	213,453	213,453	-
124	Temporary - Classified	10,122.51	303,245.01	27,685	-	-	-	-	-	-
125	In-District Subs (Licensed)	95,469.02	3,761.52	11,990	-	20,990	-	20,990	20,990	-
126	Incidental Work (Ind Contractors)	-	12,374.26	-	-	-	-	-	-	-
130	Ext Hrs - Licensed/Other	202,684.41	730,923.11	324,224	-	311,947	-	311,947	311,947	-
131	Ext Hrs - Classified	119,926.42	192,222.04	104,290	-	123,440	-	123,440	123,440	-
133	Ext Hrs - Translations	23,344.70	15,727.68	74,440	-	50,450	-	50,450	50,450	-
134	Ext Hrs - Sports/Act Supv	448,957.11	464,443.90	513,954	-	539,652	-	539,652	539,652	-
142	Cell Phone Stipend	42,028.95	34,931.83	31,608	-	30,392	-	30,392	30,392	-
144	Retention Incentive	-	181,145.01	-	-	-	-	-	-	-
156	Additional Salary	-	2,820.72	-	-	-	-	-	-	-
160	Ext Hrs - Custodians	50,194.92	51,173.96	2,000	-	-	-	-	-	-
161	Ext Hrs - Facility Use (Out)	4,608.66	6,373.02	-	-	-	-	-	-	-
162	Ext Hrs - Grounds/Maintenance	13,345.72	17,369.68	13,600	-	-	-	-	-	-
163	Ext Hrs - Sonitrol/Security	12,168.54	16,772.14	11,400	-	-	-	-	-	-
164	Ext Hrs - Facility Use (P&R)	1,355.05	2,535.00	-	-	-	-	-	-	-
210	PERS	(1,659.18)	10,459.39	-	-	-	-	-	-	-
211	PERS - Employer Contribution	8,366,882.22	8,985,778.53	10,666,339	-	11,001,463	-	11,001,463	11,001,463	-
212	PERS Pick-Up - Employee Contribution	2,025,627.85	2,166,770.82	2,464,217	-	2,552,565	-	2,552,565	2,552,565	-
220	FICA (SS & Medicare)	2,647,829.31	2,865,736.53	3,141,876	-	3,260,948	-	3,260,948	3,260,948	-
231	Worker's Compensation	167,518.53	163,327.34	1,406,386	-	750,830	-	750,830	750,830	-
232	Unemployment Compensation	51,514.55	-	-	-	-	-	-	-	-
241	Deferred Compensation	-	6,000.00	-	-	-	-	-	-	-
242	OEBB Licensed Insurance	5,182,159.47	5,453,663.88	6,205,220	-	6,029,665	-	6,029,665	6,029,665	-
243	OEBB Admin Insurance	751,645.34	836,847.17	1,061,197	-	1,072,559	-	1,072,559	1,072,559	-
245	Supt Mileage Stipend	7,266.68	4,250.00	6,000	-	3,150	-	3,150	3,150	-
248	OEBB Classified Insurance	2,964,143.52	3,113,467.11	4,153,593	-	4,124,226	-	4,124,226	4,124,226	-
253	Paid Leave Oregon	-	-	-	-	469,825	-	469,825	469,825	-
291	Tuition Reimbursement - Classified	500.00	2,188.00	5,000	-	2,000	-	2,000	2,000	-
292	Tuition Reimbursement - Admin	9,502.00	15,417.19	-	-	-	-	-	-	-
293	Tuition Reimbursement - Licensed	73,925.30	117,693.98	130,000	-	120,000	-	120,000	120,000	-
295	Tuition Reimb - Lic \$600	8,605.41	9,806.88	50,000	-	50,000	-	50,000	50,000	-
312	Instructional Programs Improvement Ser	3,001.25	-	-	-	-	-	-	-	-
316	Data Processing Services	63,959.94	67,750.91	70,000	-	70,000	-	70,000	70,000	-
322	Repair & Maintenance	731,656.78	1,269,088.84	1,387,835	-	1,047,635	-	1,047,635	1,047,635	-
324	Rentals	314,157.74	217,162.23	383,326	-	262,726	-	262,726	262,726	-
325	Electricity	631,992.31	701,546.82	789,990	-	910,250	-	910,250	910,250	-



General Fund Expenditures

Object	Description	Actuals 2122	Actuals 2223	Adopted 2324	Adopted		Proposed		Adopted	
					FTE 2324	Proposed 2425	FTE 2425	Approved 2425	Adopted 2425	FTE 2425
326	Fuel	188,665.30	256,174.28	235,830	-	260,250	-	260,250	260,250	-
327	Water and Sewage	151,957.53	147,838.48	189,948	-	199,200	-	199,200	199,200	-
328	Garbage	213,894.65	226,907.61	268,087	-	280,500	-	280,500	280,500	-
331	Reimbursable Student Transportation	2,683,003.58	3,325,620.87	3,420,000	-	3,549,553	-	3,549,553	3,549,553	-
332	Non-Reimbursable Student Transportation	66,899.93	84,527.49	67,100	-	82,500	-	82,500	82,500	-
341	Travel - Local in District	10,540.37	6,895.11	10,675	-	11,969	-	11,969	11,969	-
342	Travel - Out of District	95,075.37	102,144.10	162,558	-	170,238	-	170,238	170,238	-
343	Travel - Student Out of District	5,756.66	2,675.22	24,858	-	22,000	-	22,000	22,000	-
350	Communication	-	94.92	500	-	70,000	-	70,000	70,000	-
351	Telephone	4,605.19	50,055.24	206,451	-	46,258	-	46,258	46,258	-
353	Postage	60,308.21	46,032.65	64,408	-	65,208	-	65,208	65,208	-
354	Advertising	1,460.58	1,423.48	3,450	-	3,150	-	3,150	3,150	-
355	Printing & Binding	53,404.89	53,673.40	116,257	-	132,757	-	132,757	132,757	-
359	Other Communication Services	73,385.77	91,763.36	110,000	-	205,000	-	205,000	205,000	-
360	Charter School Payments	1,359,046.80	1,308,479.11	1,425,000	-	1,425,000	-	1,425,000	1,425,000	-
371	Tuition - OR Districts	129,470.00	297,085.65	279,500	-	275,000	-	275,000	275,000	-
374	Other Tuition	-	-	15,000	-	15,000	-	15,000	15,000	-
381	Audit Services	37,870.00	14,150.00	60,000	-	60,000	-	60,000	60,000	-
382	Legal Services	54,874.00	32,303.76	87,000	-	67,000	-	67,000	67,000	-
383	Architect/Engineer Services	10,322.14	4,612.05	-	-	20,000	-	20,000	20,000	-
384	Negotiation Services	17,104.10	44,685.55	20,000	-	40,000	-	40,000	40,000	-
388	Election Services	7,849.27	-	8,000	-	9,000	-	9,000	9,000	-
390	Other Purchased Services	618,483.89	1,072,162.98	864,762	-	774,015	-	774,015	774,015	-
410	Consumable Supplies	914,323.51	1,209,782.26	1,075,619	-	1,074,510	-	1,074,510	1,074,510	-
411	Gasoline	30,459.43	24,847.37	29,000	-	31,000	-	31,000	31,000	-
412	Tire Repair	1,101.83	2,043.58	1,800	-	7,200	-	7,200	7,200	-
420	Textbooks	21,744.44	45,912.19	768,534	-	17,234	-	17,234	17,234	-
430	Library Books	21,235.48	24,003.55	31,246	-	33,246	-	33,246	33,246	-
440	Periodicals	5,274.53	307.89	8,496	-	7,496	-	7,496	7,496	-
460	Non-Consumable Supplies	64,780.25	390,153.47	178,980	-	138,880	-	138,880	138,880	-
470	Computer Software	394,363.90	370,238.79	499,701	-	543,531	-	543,531	543,531	-
480	Computer Hardware	111,671.90	224,209.97	371,936	-	265,790	-	265,790	265,790	-
520	Buildings Acquisition	1,541,069.46	85,441.61	-	-	35,000	-	35,000	35,000	-
541	Initial and Additional Equipment Purchas	33,874.03	48,419.78	32,000	-	20,000	-	20,000	20,000	-
640	Dues and Fees	212,608.55	251,961.51	236,142	-	351,277	-	351,277	351,277	-
651	Liability Insurance	184,539.38	183,784.00	205,000	-	205,000	-	205,000	205,000	-
653	Property Insurance Premiums	319,500.00	361,019.00	376,000	-	516,000	-	516,000	516,000	-
655	Judgments & Settlements	-	7,500.00	-	-	-	-	-	-	-
659	Other Insurance & Judgements	-	10,000.00	-	-	-	-	-	-	-
670	Taxes and Licenses	906.86	4,133.92	2,800	-	1,800	-	1,800	1,800	-
710	Fund Modifications	1,101,700.00	1,285,700.00	1,791,200	-	1,335,800	-	1,335,800	1,335,800	-
810	Contingency	-	-	250,000	-	250,000	-	250,000	250,000	-
820	Reserved for Next Year	-	-	6,500,000	-	4,430,646	-	4,430,646	4,430,646	-
TOTAL		68,112,694.36	75,256,107.97	93,502,124	587.20	90,921,365	557.98	90,921,365	90,921,365	557.98



SPECIAL REVENUE FUNDS

Special Revenue Funds are used to account for proceeds of specific revenues from federal, state and local sources that are legally restricted for specified purposes.

As a general rule, revenue projections are based up what was received in the prior fiscal year or what the specific granting organization has indicated the District will receive. In many instances, a grant is budgeted for; however, the District may not know if it will be receiving funds for the grant until well into the year. It is also common to receive a grant in the middle of the year that was not accounted for during the budget process.

The budget expenditures related to most grants are for staffing, purchased services or supplies. A few of the larger grants are listed below:

TITLE I-A

Title I-A is intended to help ensure that all children have the opportunity to obtain a high quality education and reach proficiency on challenging state academic standards and assessments. Title I-A provides flexible funding that may be used to provide additional instructional staff, professional development, extended-time programs, and other strategies for raising student achievement in high poverty schools. The program focuses on promoting school wide reform in high-poverty schools and ensuring students' access to evidence-based instructional strategies and challenging academic content.

TITLE II-A

The purpose of Title II-A is to improve teacher and leader quality and focuses on preparing, training, and recruiting high-quality teachers and principals. The Title II-A program is designed, among other things to provide students from low-income families and minority students with greater access to effective educators. In general, Title II funds can be used to provide supplemental strategies and activities that strengthen the quality and effectiveness of teachers, principals, and other school leaders.

IDEA PART B

IDEA Part B revenue is from the federal government, passed through ODE. The projected revenue is based upon amounts received in the current year and historical trends. IDEA funds support Special Education.

HIGH SCHOOL SUCCESS (MEASURE 98)

High School Success is a fund initiated by ballot Measure 98 in November 2016. The spirit of the measure was to provide funding to establish or expand programs in three specific areas: dropout prevention, career and technical education and college level education opportunities.

TITLE I-C

The general purpose of the Migrant Education Program (MEP) is to ensure that migrant children fully benefit from the same free public education provided to other children. To achieve this purpose, the MEP helps State Educational Agencies and local operating agencies address the unique educational needs of migrant children to better enable migrant children to succeed academically.

TITLE III

The primary purpose of the English Language Acquisition page is to assist English Language Learners (ELLs) to develop English Language skills, succeed academically, and overcome barriers that impede their academic success.

21ST CENTURY COMMUNITY LEARNING CENTERS

The 21st Century Community Learning Center (CCLC) grant is a competitive grant authorized under Title IV, Part B of the Elementary and Secondary Education Act, as amended by the Every Student Succeeds Act (ESSA) of 2015. The 22nd CCLC grant is administered by the Oregon Department of Education (ODE) and provides funding for the establishment of community learning centers to provide before and after school, weekend, and/or summer school academic enrichment opportunities for students attending high priority and low-income schools to help them meet local and state academic standards in subjects such as reading and mathematics.

STUDENT INVESTMENT ACCOUNT

The Student Success Act is a grant passed by the Oregon legislature during 2019. The Student Success Act is distributed into three accounts: the Early Learning Account, the Student Investment Account and the Statewide Education Initiatives Account. The goal of the act is to invest \$2 billion in Oregon education every two years and is funded through a corporate activities tax.

CHILD NUTRITION PROGRAM

This Fund accounts for the meals that are served throughout the District. It is supported mainly by federal reimbursement for meals served. The expenses budgeted to this fund are mainly for staffing and the purchase of commodities.



Close Up Students & Mr. Marquez with Senator Jeff Merkley



DEBT SERVICE FUND

The Debt Service Fund is designated for repayment of long- or short-term debt from the sale of bonds used to finance capital construction. The primary revenue source is property taxes that fall outside the limits set for operation. The tax levy for debt service is determined by dividing the bonded debt by the assessed value of the District. The voters passed a construction levy in May 2015.

The District collects tax revenues for the outstanding bond issue. The total outstanding debt of as of June 30, 2024, is \$57,505,000. This includes bonded debt and a full faith and credit obligation.





CAPITAL CONSTRUCTION FUNDS

Capital Construction Funds account for financial resources used to acquire or construct major capital facilities.

CONSTRUCTION EXCISE TAX FUND

In 2007, the Oregon State Legislature passed Senate Bill 1036 allowing School Districts to impose a construction excise tax. This tax is on improvements to certain real property that result in a new structure or additional square footage in an existing structure. Revenues in this fund can only be used for capital improvement purposes.

	Actuals 2122	Actuals 2223	Adopted 2324	Adopted 2425
Construction Excise Tax Revenue	1,217,755	970,061	1,000,000	1,000,000

ATHLETICS RESERVE

This fund was established to provide a means to save and plan for future athletic capital needs.





1111 – Elementary, K-5 or K-6. Learning experiences concerned with knowledge, skills, appreciation, attitudes, and behavioral characteristics considered to be needed by all students in terms of their awareness of life within our culture and the world of work and which normally may be achieved during the elementary school years.

1114 – Elementary IB

1122 – Middle/Junior High Programs. Learning experiences concerned with knowledge, skills, appreciation, attitudes, and behavioral characteristics considered to be needed by all students in terms of understanding themselves and their relationships with society and various career clusters, and which normally may be achieved during the middle and/or junior high school years.

1122 – Middle/Junior High School Extracurricular. School-sponsored activities, under the guidance and supervision of district staff, designed to Chapter 3 — Accounting Program Structure 41 provide students such experiences as motivation, enjoyment, and improvement of skills. Extracurricular activities normally supplement the regular instructional program and include such activities as athletics, band, chorus, choir, speech and debate.

1131 – High School Programs. Learning experiences concerned with knowledge, skills, appreciation, attitudes, and behavioral characteristics considered to be needed by all students as they achieve graduation requirements.

1132 – High School Extracurricular. School-sponsored activities, under the guidance and supervision of district staff, designed to provide students such experiences as motivation, enjoyment, and improvement of skills. Extracurricular activities normally supplement the regular instructional program and include such activities as athletics, band, chorus, choir speech and debate. Also included are student-financed and managed activities.

1133 – IB & Advanced Placement

1134 – Other High School Programs

1140 – Pre-kindergarten Programs. Educational programs that are designed for the education and training of children, who are enrolled in prekindergarten programs.

1210 – Programs for the Talented and Gifted. Special learning experiences for students identified as gifted or talented.

1220 – Restrictive Programs for Students with Disabilities. Special learning experiences for students with disabilities who spend ½ or more of their time in a restricted setting. These learning experiences include but are not limited to such areas as Structured and Intensive Learning Centers, Developmental Kindergarten, Community Transition Centers, Life Skills with Nursing, Out of District programs, Home Instruction, Extended School Year programs, Diagnostic Classrooms and Functional Living Skills.

1223 – Community Transition Centers.

1224 - Life Skills with Nursing.

1225 - Out of District Programs.

1250 – Less Restrictive Programs for Students with Disabilities. Special learning experiences for students with disabilities outside the regular classroom. These learning experiences include but are not limited to such areas as Resource Rooms where students with disabilities go during certain periods of the school day to receive remedial instruction in specific subject areas or other remedial activities.



1260 – Treatment and Habilitation. Services designed to address a child’s developmental deficits in sensory, motor, communication, self-help, and socialization areas. May be used for birth to 5 (pre-K) special education.

1271 – Remediation. Instructional activities designed to improve achievement of regular education students who are not meeting state performance standards. Activities take place outside regular class time; e.g., after school, Saturday School and Summer School. 1271 includes programs outside the regular classroom (i.e., pull-out programs) in addition to those outside the regular school day. Also, use function 1271 for Summer School remedial classes specifically designed to improve student performance to meet state standards. Also use for instructional expenses related to historically underserved students.

1280 – Alternative Education. Learning experiences for students who are at risk of dropping out of school; who are not succeeding in a regular classroom setting; or who may be more successful in a non-traditional setting. Includes instructional programs operated to meet the needs of at risk youth and students who have dropped out of school. Also includes enrichment programs for talented and gifted students provided in an alternative setting, such as university coursework. On-line curriculums would be coded here.

1288 – Charter Schools. Expenditures related to an Oregon public charter school.

1291 – English Language Learner (ELL) – As per ORS 336.079, instructional activities for ELL students used in acquisition of the English language.

1299 – Other Programs.

1400 – Summer School programs. Instructional activities carried on during the period between the end of the regular school terms and the beginning of the next regular school term.

2112 – Attendance Services. Activities such as prompt identification of attendance patterns, promotion of positive attendance attitudes, response to attendance problems and enforcement of compulsory attendance laws.

2114 – Student Accounting Services. Activities of maintaining a database of records related to school attendance, family, and other census data. Data is used by teachers and guidance staff.

2115 – Student Safety. Activities associated with campus monitors, school police, crossing guards, and other direct expenses associated with services intended to enhance student, campus, and vicinity safety.

2122 – Counseling Services. Activities centered upon all student relationships for the purpose of assisting students to understand their educational, personal, and occupational strengths and limitations; to relate their abilities, and aptitudes to educational and career opportunities; to utilize their abilities in formulating realistic plans; and to achieve satisfying personal and social development.

2126 – Placement Services. Activities organized to: (1) help place students in appropriate educational situations and/or in appropriate part-time employment while they are in school, and in appropriate educational and occupational situations after they leave school, and (2) help students make the transition from one educational or occupational experience to another. This may include admissions counseling, referral services, assistance with records, and follow-up communications with employers.

2134 – Nurse Services. Those nursing activities which are not instruction, such as health inspection, treatment of minor injuries and referrals for other health services.



2135 – MAC Monies for Medicaid Administrative Claims contracted through Multnomah ESD

2142 – Psychological Testing Services. Activities concerned with administering psychological tests, standardized tests and inventory assessment of ability, aptitude, achievement, interests and personality and the interpretation of these measures for students, school personnel and parents.

2143 - Psychological Counseling Services. Activities which take place between a school psychologist or counselor and students and their parents in which the students are helped to receive, clarify, solve, and resolve problems of adjustment and interpersonal relationships.

2150 – Speech Pathology and Audiology Services. Activities which have as their purpose the identification, assessment, and treatment of students with impairments in speech, hearing, and language.

2160 – Other Student Treatment Services. Activities associated with providing services such as occupational therapy, physical therapy, adaptive physical education, etc.

2190 – Service Direction, Student Support Services. Activities concerned with direction and management of student support services; e.g., special education, ELL and at risk programs.

2210 - Improvement of Instruction Services. Activities designed primarily for assisting instructional staff in planning, developing, and evaluating the process of providing learning experiences for students.

2211 - Service Area Direction. Activities associated with directing and managing the improvement of instruction services.

2219 - Other Improvement of Instruction Services. Activities for improving instruction other than those classified above.

2222 – Library/Media Center. Activities such as selecting, acquiring, preparing, cataloging, circulating print and non-print materials; and networking with other entities to offer a wide array of these materials to students and staff. Also included are services to instructional staff related to the use of the media center materials; and instruction of students in the use of media center materials and equipment.

2223 – Multimedia Services. Activities such as selecting, preparing, maintaining and circulating to instructional and administrative staff all multimedia equipment and materials.

2230 – Assessment and Testing. Activities to measure individual student achievement. Information obtained is generally used to monitor individual and group progress in reaching district and state learning goals and requirements.

2240 – Instructional Staff Development. Activities specifically designed for instructional staff (including instructional assistants) to assist in preparing and utilizing special/new curriculum materials, understanding and utilizing best teaching practices, and any other activity designed to improve teacher performance. All staff development costs for non-instructional staff should be charged to their function. Use this function for staff development that is instructionally related. Use this function for external training attended by instructional staff.

2311 – Board of Education Services. Activities of the legally elected or appointed body vested with responsibilities for educational planning and policy making. Use this function to record legal services.

2314 – Election Services provides appropriations for WSD share of ballot expenses.



2315 – Legal Services includes consultations with the district’s attorneys.

2317 – Audit Services provides annual independent audit of the district’s financial records.

2320 – Executive Administration Services. Activities associated with the overall general administrative or executive responsibility for the entire district.

2329 – Other Executive Administration Services. Other general administrative services which cannot be recorded under the preceding areas of responsibility.

2410 – Office of the Principal Services. Activities concerned with directing and managing the operation of a particular school or schools. Included are the activities performed by the principal, assistant principals, and other assistants in general supervision of all operations of the school; evaluation of the staff members of the school; assignment of duties to staff members; supervision and maintenance of the school records and coordination of school instructional activities with instructional activities of the district. Expenditures for activities related to the coordination of student activities shall also be classified under this account. Clerical staffs for these activities are included.

2520 – Fiscal Services. Activities concerned with the fiscal operations of the district. This program area includes budgeting, receiving and disbursing, financial accounting, payroll, inventory control, and internal auditing.

2529 – Other Fiscal Services. Fiscal services which cannot be classified under the preceding functions. Including unemployment.

2541 – Service Area Direction. Activities of directing and managing the operation and maintenance of the school plant facilities.

2542 – Care and Upkeep of Buildings Services. Activities concerned with keeping a physical plant clean and ready for daily use. Included are: Operating the heating, lighting, and ventilating systems; and rental and lease of buildings.

2543 – Care and Upkeep of Grounds Services. Activities concerned with maintaining land and its improvements (other than buildings) in good condition.

2544 – Maintenance. Expenditures for activities concerned with maintenance of the total district’s physical plant, including repair and replacement of facilities and equipment.

2545 – Purchase/Repair of Maintenance Vehicles

2546 – Security Services. Activities concerned with maintaining security and safety of school property.

2552 – Vehicle Operation Services. Activities concerned with operating vehicles for student transportation. Driving of buses or other student transportation vehicles and liability insurance on student transportation vehicles is included.

2554 – Student Transportation, Repair & Maintenance of Vehicles

2558 –Special Education Transportation Services. Activities concerned with providing transportation to special education students. Driving of buses, providing attendant services, fuel, supplies and equipment on dedicated special education routes are included here. Insurance costs should be allocated between regular and special education transportation.



2572 – Purchasing Services. Activities of purchasing supplies, furniture, equipment, and materials, used in school or district operation.

2573 – Warehousing and Distributing Services. The operation of the system wide activities of receiving, storing, and distributing supplies, furniture, equipment, materials, and mail. This program includes the pickup and transporting of cash from school facilities to the central administrative office, or bank, for control and/or deposit in addition to other courier services.

2626 – Grant Writing. Activities concerned with seeking, writing and submitting grants for the district.

2630 – Information Services. Activities concerned with writing, editing and other preparation necessary to disseminate educational and administrative information to pupils, staff, managers, or to the general public through direct mailing, the various news media, or personal contact.

2633 – Public Information Services. Activities concerned with writing, editing, and other preparation necessary to disseminate educational and administrative information to the public through various news media or personal contact.

2640 – Staff Services. Activities concerned with maintaining an efficient staff for the district including such activities as recruiting and placement, staff transfers, health services, and staff accounting. Record costs of fingerprinting employees under this function.

2645 – Health Services. Activities concerned with medical, dental, and nurse services provided for district employees. Included are physical examinations, referrals, and emergency care.

2649 – Other Staff Services. Staff services which cannot be classified under the preceding functions.

2660 – Technology Services. Activities concerned with all aspects of Technology which includes Computing and Data Processing Services such as networking and telecommunications costs like telephones. Use for major administrative technology expenditures as well as repair of administrative technology, central networking.

2669 – Other Technology Services.

3300 – Community Services. Activities which are not directly related to the provision of education for pupils in a district. These include services such as community recreation programs, civic activities, public libraries, programs of custody and care of children, and community welfare activities provided by the district for the community as a whole or in part. Additionally, this function is used to record college scholarship payments. Also use for non-instructional expenses related to historically underserved students.

4150 – Building Acquisition, Construction, and Improvement Services. Activities concerned with building acquisition through purchase or construction and building improvements. Initial installation or extension of service systems, other built-in equipment and building additions are included.

5200 – Transfers of Funds. These are transactions which withdraw money from one fund and place it in another without recourse.

6110 – Operating Contingency. Budgeted amount to be transferred by school board resolution to the proper expenditure code.

7000 – Unappropriated Ending Fund Balance.



GENERAL FUND

Resources

Account	Description	Actuals 2122	Actuals 2223	Adopted 2324	Proposed 2425	Approved 2425	Adopted 2425
100.0000.1111	Current Year's Taxes	8,978,359.30	9,685,089.80	9,797,811	10,091,745	10,091,745	10,091,745
100.0000.1112	Prior Year's Taxes	174,820.07	286,020.59	200,000	200,000	200,000	200,000
100.0000.1312	Tuition From Other Districts Within the State	50,347.60	16,936.98	20,000	-	-	-
100.0000.1324	Tuition for Community Services	29,937.80	27,898.25	30,000	-	-	-
100.0000.1510	Interest on Investments	91,723.05	958,728.56	500,000	650,000	650,000	650,000
100.0000.1910	Rentals	26,884.75	24,477.50	25,000	25,000	25,000	25,000
100.0000.1960	Recovery of Prior Years' Expenditure	149.96	9,750.00	-	-	-	-
100.0000.1980	Fees Charged to Grants	649,888.95	544,449.75	475,000	475,000	475,000	475,000
100.0000.1990	Miscellaneous	248,980.42	150,523.56	200,000	200,000	200,000	200,000
100.0000.2101	County School Funds	234,273.36	69,873.25	75,000	75,000	75,000	75,000
100.0000.2102	Education Service District Apportionment	1,259,620.68	466,252.78	500,000	500,000	500,000	500,000
100.0000.2199	Other Intermediate Sources	8,563.76	17,252.27	10,000	10,000	10,000	10,000
100.0000.3101	State School Fund - General Support	59,584,784.46	60,118,870.76	62,014,187	65,915,654	65,915,654	65,915,654
100.0000.3103	Common School Fund	606,243.63	656,458.29	719,089	716,545	716,545	716,545
100.0000.4500	Restricted Rev From Fed Gov't Through State	-	2,997.00	-	-	-	-
100.0000.5300	Sale of or Compensation of Fixed Assets	32,893.39	2,000.00	5,000	-	-	-
100.0000.5400	Resources - Beginning Fund Balance	16,176,457.00	23,127,635.00	18,931,037	12,062,421	12,062,421	12,062,421
TOTAL		88,153,928.18	96,165,214.34	93,502,124	90,921,365	90,921,365	90,921,365

Requirements

Account	Description	Requirements			Adopted		Proposed		Adopted FTE	
		Actuals 2122	Actuals 2223	Adopted 2324	FTE 2324	Proposed 2425	FTE 2425	Approved 2425	Adopted 2425	2425
100.1111.0111	Licensed Salaries	2,346,927.03	2,331,393.26	2,918,308	38.00	2,764,807	37.00	2,764,807	2,764,807	37.00
100.1111.0112	Classified Salaries	396,172.10	478,427.15	576,124	19.50	507,845	15.50	507,845	507,845	15.50
100.1111.0123	Temporary - Licensed	101,027.52	111,754.08	-	-	132,174	-	132,174	132,174	-
100.1111.0124	Temporary - Classified	-	7,896.67	-	-	-	-	-	-	-
100.1111.0125	In-District Subs (Licensed)	5,460.48	2,171.43	990	-	990	-	990	990	-
100.1111.0130	Ext Hrs - Licensed/Other	17,053.99	53,694.37	35,302	-	34,533	-	34,533	34,533	-
100.1111.0131	Ext Hrs - Classified	3,623.88	8,554.19	16,476	-	16,976	-	16,976	16,976	-
100.1111.0133	Ext Hrs - Translations	17,173.90	6,599.71	30,000	-	33,000	-	33,000	33,000	-
100.1111.0144	Retention Incentive	-	28,145.01	-	-	-	-	-	-	-
100.1111.0211	PERS - Employer Contribution	686,073.85	731,084.22	917,704	-	930,033	-	930,033	930,033	-
100.1111.0212	PERS Pick-Up - Employee Contribution	163,873.70	171,860.66	211,104	-	215,310	-	215,310	215,310	-
100.1111.0220	FICA (SS & Medicare)	220,048.36	231,917.66	269,157	-	274,520	-	274,520	274,520	-
100.1111.0231	Worker's Compensation	10,631.02	10,235.39	122,186	-	62,793	-	62,793	62,793	-
100.1111.0242	OEBB Licensed Insurance	518,730.33	548,689.05	720,435	-	731,841	-	731,841	731,841	-
100.1111.0248	OEBB Classified Insurance	223,638.49	258,562.84	371,997	-	299,088	-	299,088	299,088	-
100.1111.0253	Paid Leave Oregon	-	-	-	-	39,469	-	39,469	39,469	-
100.1111.0322	Repair & Maintenance	1,577.38	27,957.45	24,982	-	24,982	-	24,982	24,982	-
100.1111.0324	Rentals	25,700.20	34,519.61	32,856	-	33,356	-	33,356	33,356	-
100.1111.0342	Travel - Out of District	-	-	988	-	988	-	988	988	-
100.1111.0353	Postage	8,338.49	9,783.09	11,952	-	11,452	-	11,452	11,452	-
100.1111.0355	Printing & Binding	1,710.00	3,143.30	1,494	-	1,744	-	1,744	1,744	-
100.1111.0390	Other Purchased Services	31.83	87,974.39	4,150	-	4,150	-	4,150	4,150	-
100.1111.0410	Consumable Supplies	72,520.89	100,877.98	52,796	-	56,840	-	56,840	56,840	-
100.1111.0420	Textbooks	16,590.52	22,031.41	750,198	-	198	-	198	198	-
100.1111.0460	Non-Consumable Supplies	2,292.38	3,781.57	1,581	-	1,581	-	1,581	1,581	-
100.1111.0470	Computer Software	8,142.97	21,568.98	7,500	-	7,500	-	7,500	7,500	-
100.1111.0480	Computer Hardware	8,588.51	1,188.00	3,476	-	2,976	-	2,976	2,976	-
100.1111.0640	Dues and Fees	149.50	79.50	150	-	150	-	150	150	-
FUNCTION: Elementary, K-5		4,856,077.32	5,293,890.97	7,081,906	57.50	6,189,296	52.50	6,189,296	6,189,296	52.50
100.1113.0131	Ext Hrs - Classified	-	172.70	-	-	-	-	-	-	-
100.1113.0211	PERS - Employer Contribution	-	40.96	-	-	-	-	-	-	-
100.1113.0212	PERS Pick-Up - Employee Contribution	-	10.36	-	-	-	-	-	-	-
100.1113.0220	FICA (SS & Medicare)	-	13.21	-	-	-	-	-	-	-
100.1113.0231	Worker's Compensation	-	0.63	-	-	-	-	-	-	-
FUNCTION: Elementary Extra Curricular		-	237.86	-	-	-	-	-	-	-
100.1114.0130	Ext Hrs - Licensed/Other	598.56	-	-	-	-	-	-	-	-
100.1114.0211	PERS - Employer Contribution	70.98	-	-	-	-	-	-	-	-
100.1114.0212	PERS Pick-Up - Employee Contribution	17.96	-	-	-	-	-	-	-	-
100.1114.0220	FICA (SS & Medicare)	44.59	-	-	-	-	-	-	-	-
100.1114.0231	Worker's Compensation	2.33	-	-	-	-	-	-	-	-
100.1114.0342	Travel - Out of District	9,755.50	1,083.96	-	-	-	-	-	-	-
100.1114.0390	Other Purchased Services	-	441.00	-	-	-	-	-	-	-
100.1114.0410	Consumable Supplies	684.00	3,090.90	-	-	-	-	-	-	-
100.1114.0640	Dues and Fees	8,520.00	1,488.00	-	-	-	-	-	-	-
FUNCTION: IB Elementary		19,693.92	6,103.86	-	-	-	-	-	-	-

Account	Description	Actuals 2122	Actuals 2223	Adopted 2324	Adopted		Proposed			Adopted FTE 2425
					FTE 2324	Proposed 2425	FTE 2425	Approved 2425	Adopted 2425	
100.1121.0111	Licensed Salaries	3,278,821.88	3,379,486.40	4,119,075	50.50	3,556,801	40.00	3,556,801	3,556,801	40.00
100.1121.0112	Classified Salaries	88,021.38	148,318.67	144,022	5.00	119,841	4.00	119,841	119,841	4.00
100.1121.0123	Temporary - Licensed	367,180.24	341,985.79	-	-	-	-	-	-	-
100.1121.0125	In-District Subs (Licensed)	57,602.99	925.95	11,000	-	20,000	-	20,000	20,000	-
100.1121.0130	Ext Hrs - Licensed/Other	22,770.58	98,085.54	50,110	-	34,613	-	34,613	34,613	-
100.1121.0131	Ext Hrs - Classified	12,150.74	15,544.33	2,700	-	19,200	-	19,200	19,200	-
100.1121.0133	Ext Hrs - Translations	-	457.55	15,500	-	800	-	800	800	-
100.1121.0144	Retention Incentive	-	30,500.00	-	-	-	-	-	-	-
100.1121.0211	PERS - Employer Contribution	920,393.75	967,285.95	1,119,115	-	962,246	-	962,246	962,246	-
100.1121.0212	PERS Pick-Up - Employee Contribution	222,007.43	232,787.86	256,903	-	221,801	-	221,801	221,801	-
100.1121.0220	FICA (SS & Medicare)	291,287.47	306,320.98	327,551	-	282,802	-	282,802	282,802	-
100.1121.0231	Worker's Compensation	13,908.32	13,325.61	148,584	-	64,683	-	64,683	64,683	-
100.1121.0242	OEBB Licensed Insurance	842,553.40	926,991.43	957,420	-	770,348	-	770,348	770,348	-
100.1121.0248	OEBB Classified Insurance	27,838.92	61,654.37	95,384	-	77,184	-	77,184	77,184	-
100.1121.0253	Paid Leave Oregon	-	-	-	-	40,656	-	40,656	40,656	-
100.1121.0322	Repair & Maintenance	814.28	936.10	1,500	-	3,000	-	3,000	3,000	-
100.1121.0324	Rentals	50,576.99	36,291.16	50,000	-	13,000	-	13,000	13,000	-
100.1121.0341	Travel - Local in District	248.25	-	-	-	-	-	-	-	-
100.1121.0342	Travel - Out of District	-	30.13	-	-	-	-	-	-	-
100.1121.0353	Postage	6,261.48	6,515.12	10,000	-	10,000	-	10,000	10,000	-
100.1121.0355	Printing & Binding	3,989.00	4,940.61	5,700	-	4,550	-	4,550	4,550	-
100.1121.0390	Other Purchased Services	-	67,289.78	500	-	500	-	500	500	-
100.1121.0410	Consumable Supplies	55,348.28	88,991.38	58,525	-	75,600	-	75,600	75,600	-
100.1121.0420	Textbooks	828.75	-	1,800	-	1,100	-	1,100	1,100	-
100.1121.0440	Periodicals	4,531.44	77.94	4,850	-	3,850	-	3,850	3,850	-
100.1121.0460	Non-Consumable Supplies	2,174.29	382.92	7,200	-	13,000	-	13,000	13,000	-
100.1121.0470	Computer Software	3,157.43	12,219.13	4,400	-	3,500	-	3,500	3,500	-
100.1121.0480	Computer Hardware	5,415.52	3,270.13	4,000	-	4,000	-	4,000	4,000	-
100.1121.0640	Dues and Fees	-	197.00	200	-	200	-	200	200	-
FUNCTION: Middle School Programs		6,277,882.81	6,744,811.83	7,396,039	55.50	6,303,275	44.00	6,303,275	6,303,275	44.00
100.1122.0130	Ext Hrs - Licensed/Other	844.68	8,239.74	500	-	500	-	500	500	-
100.1122.0131	Ext Hrs - Classified	5,363.37	8,976.66	7,700	-	7,700	-	7,700	7,700	-
100.1122.0134	Ext Hrs - Sports/Act Supv	118,251.13	130,077.42	164,635	-	172,867	-	172,867	172,867	-
100.1122.0211	PERS - Employer Contribution	24,498.36	32,691.56	41,083	-	43,137	-	43,137	43,137	-
100.1122.0212	PERS Pick-Up - Employee Contribution	6,068.75	8,154.35	9,848	-	10,340	-	10,340	10,340	-
100.1122.0220	FICA (SS & Medicare)	9,468.90	11,205.45	12,557	-	13,185	-	13,185	13,185	-
100.1122.0231	Worker's Compensation	462.75	491.79	4,103	-	4,308	-	4,308	4,308	-
100.1122.0242	OEBB Licensed Insurance	8.72	-	-	-	-	-	-	-	-
100.1122.0248	OEBB Classified Insurance	700.26	-	-	-	-	-	-	-	-
100.1122.0253	Paid Leave Oregon	-	-	-	-	880	-	880	880	-
100.1122.0342	Travel - Out of District	-	-	1,000	-	1,000	-	1,000	1,000	-
100.1122.0390	Other Purchased Services	6,638.44	5,649.83	11,500	-	11,500	-	11,500	11,500	-
100.1122.0410	Consumable Supplies	10,949.34	19,751.51	19,000	-	23,000	-	23,000	23,000	-
100.1122.0460	Non-Consumable Supplies	6,197.22	926.49	5,500	-	5,500	-	5,500	5,500	-
100.1122.0470	Computer Software	69.96	159.99	200	-	200	-	200	200	-
100.1122.0541	Initial and Additional Equipment Purchase	-	10,121.41	10,000	-	10,000	-	10,000	10,000	-
100.1122.0640	Dues and Fees	-	8,741.56	11,000	-	11,000	-	11,000	11,000	-
FUNCTION: Middle School Extra-Curricular		189,521.88	245,187.76	298,626	-	315,117	-	315,117	315,117	-

Account	Description	Actuals 2122	Actuals 2223	Adopted		Proposed			Adopted FTE	
				Adopted 2324	FTE 2324	Proposed 2425	FTE 2425	Approved 2425	Adopted 2425	2425
100.1131.0111	Licensed Salaries	4,792,292.10	4,815,291.79	5,614,791	68.60	5,550,312	63.00	5,550,312	5,550,312	63.00
100.1131.0112	Classified Salaries	30,700.73	32,085.12	35,077	1.00	38,303	1.00	38,303	38,303	1.00
100.1131.0123	Temporary - Licensed	153,501.84	107,716.45	-	-	-	-	-	-	-
100.1131.0125	In-District Subs (Licensed)	30,979.22	496.67	-	-	-	-	-	-	-
100.1131.0130	Ext Hrs - Licensed/Other	31,150.91	99,143.42	46,683	-	46,022	-	46,022	46,022	-
100.1131.0131	Ext Hrs - Classified	6,525.71	14,262.35	10,000	-	10,000	-	10,000	10,000	-
100.1131.0133	Ext Hrs - Translations	585.97	587.21	15,000	-	-	-	-	-	-
100.1131.0134	Ext Hrs - Sports/Act Supv	-	56.03	-	-	-	-	-	-	-
100.1131.0144	Retention Incentive	-	33,000.00	-	-	-	-	-	-	-
100.1131.0211	PERS - Employer Contribution	1,217,023.16	1,206,845.72	1,466,472	-	1,489,336	-	1,489,336	1,489,336	-
100.1131.0212	PERS Pick-Up - Employee Contribution	295,857.09	293,995.64	339,135	-	345,025	-	345,025	345,025	-
100.1131.0220	FICA (SS & Medicare)	383,995.28	390,407.85	432,396	-	439,896	-	439,896	439,896	-
100.1131.0231	Worker's Compensation	18,244.73	16,911.07	184,777	-	100,628	-	100,628	100,628	-
100.1131.0242	OEBB Licensed Insurance	1,039,064.54	1,098,015.80	1,300,574	-	1,232,580	-	1,232,580	1,232,580	-
100.1131.0248	OEBB Classified Insurance	17,659.12	17,927.46	19,077	-	19,296	-	19,296	19,296	-
100.1131.0253	Paid Leave Oregon	-	-	-	-	63,252	-	63,252	63,252	-
100.1131.0322	Repair & Maintenance	2,997.16	3,533.42	500	-	500	-	500	500	-
100.1131.0324	Rentals	86,998.04	16,772.85	180,000	-	15,000	-	15,000	15,000	-
100.1131.0332	Non-Reimbursable Student Transportation	205.86	-	-	-	-	-	-	-	-
100.1131.0342	Travel - Out of District	943.21	8,964.48	-	-	-	-	-	-	-
100.1131.0343	Travel - Student Out of District	3,705.70	1,755.22	500	-	500	-	500	500	-
100.1131.0353	Postage	4,654.53	5,302.00	-	-	-	-	-	-	-
100.1131.0355	Printing & Binding	6,301.99	4,688.09	-	-	-	-	-	-	-
100.1131.0371	Tuition - OR Districts	1,228.00	-	-	-	-	-	-	-	-
100.1131.0390	Other Purchased Services	6,039.82	35,054.79	52,400	-	102,400	-	102,400	102,400	-
100.1131.0410	Consumable Supplies	95,152.78	233,811.09	115,615	-	207,605	-	207,605	207,605	-
100.1131.0420	Textbooks	1,553.99	13,105.69	4,500	-	4,500	-	4,500	4,500	-
100.1131.0440	Periodicals	331.69	-	-	-	-	-	-	-	-
100.1131.0460	Non-Consumable Supplies	13,208.25	324,771.93	1,800	-	1,800	-	1,800	1,800	-
100.1131.0470	Computer Software	14,257.23	10,150.38	1,000	-	1,000	-	1,000	1,000	-
100.1131.0480	Computer Hardware	8,491.10	851.60	8,000	-	8,000	-	8,000	8,000	-
100.1131.0541	Initial and Additional Equipment Purchase	17,560.96	-	-	-	-	-	-	-	-
100.1131.0640	Dues and Fees	3,340.21	4,702.61	1,000	-	1,000	-	1,000	1,000	-
FUNCTION: High School Programs		8,284,550.92	8,790,206.73	9,829,297	69.60	9,676,955	64.00	9,676,955	9,676,955	64.00
100.1132.0111	Licensed Salaries	46,550.85	-	-	-	-	-	-	-	-
100.1132.0112	Classified Salaries	21,514.50	-	-	-	-	-	-	-	-
100.1132.0126	Incidental Work (Ind Contractors)	-	12,374.26	-	-	-	-	-	-	-
100.1132.0130	Ext Hrs - Licensed/Other	3,588.75	107,561.72	-	-	7,082	-	7,082	7,082	-
100.1132.0131	Ext Hrs - Classified	6,174.76	1,904.53	-	-	-	-	-	-	-
100.1132.0134	Ext Hrs - Sports/Act Supv	330,705.98	334,310.45	349,319	-	366,785	-	366,785	366,785	-
100.1132.0142	Cell Phone Stipend	780.00	150.00	-	-	-	-	-	-	-
100.1132.0211	PERS - Employer Contribution	72,079.96	79,176.98	87,434	-	91,806	-	91,806	91,806	-
100.1132.0212	PERS Pick-Up - Employee Contribution	17,313.84	18,746.97	20,960	-	22,008	-	22,008	22,008	-
100.1132.0220	FICA (SS & Medicare)	31,148.50	34,607.37	26,723	-	28,059	-	28,059	28,059	-
100.1132.0231	Worker's Compensation	1,794.52	1,691.91	8,733	-	9,170	-	9,170	9,170	-
100.1132.0242	OEBB Licensed Insurance	15,148.15	127.35	-	-	-	-	-	-	-
100.1132.0248	OEBB Classified Insurance	8,181.65	(37.40)	-	-	-	-	-	-	-
100.1132.0253	Paid Leave Oregon	-	-	-	-	5,363	-	5,363	5,363	-
100.1132.0322	Repair & Maintenance	6,210.25	2,100.00	-	-	-	-	-	-	-
100.1132.0324	Rentals	58,357.35	49,939.40	-	-	-	-	-	-	-
100.1132.0341	Travel - Local in District	705.48	1,888.02	-	-	-	-	-	-	-
100.1132.0342	Travel - Out of District	4,918.19	3,041.22	-	-	-	-	-	-	-
100.1132.0343	Travel - Student Out of District	1,210.96	-	20,000	-	20,000	-	20,000	20,000	-
100.1132.0355	Printing & Binding	1,338.00	3,109.37	-	-	-	-	-	-	-
100.1132.0390	Other Purchased Services	66,424.12	37,341.94	50,000	-	50,000	-	50,000	50,000	-
100.1132.0410	Consumable Supplies	40,820.10	78,704.07	40,000	-	40,000	-	40,000	40,000	-
100.1132.0460	Non-Consumable Supplies	1,423.98	10,033.91	20,000	-	20,000	-	20,000	20,000	-
100.1132.0470	Computer Software	7,533.45	79.50	20,000	-	20,000	-	20,000	20,000	-
100.1132.0480	Computer Hardware	2,855.74	2,004.36	-	-	-	-	-	-	-
100.1132.0640	Dues and Fees	12,591.30	29,162.57	20,000	-	20,000	-	20,000	20,000	-
FUNCTION: High School Extra-Curricular		759,370.38	808,018.50	663,169	-	700,273	-	700,273	700,273	-

Account	Description	Actuals 2122	Actuals 2223	Adopted 2324	Adopted		Proposed		Adopted FTE 2425
					FTE 2324	Proposed 2425	FTE 2425	Approved 2425	
100.1133.0111	Licensed Salaries	58,913.40	66,394.86	66,653	0.70	-	-	-	-
100.1133.0130	Ext Hrs - Licensed/Other	1,548.41	4,200.88	2,000	-	2,000	-	2,000	2,000
100.1133.0131	Ext Hrs - Classified	-	2,194.94	-	-	-	-	-	-
100.1133.0211	PERS - Employer Contribution	16,221.84	19,460.18	18,576	-	-	-	-	-
100.1133.0212	PERS Pick-Up - Employee Contribution	3,627.75	4,365.38	3,999	-	-	-	-	-
100.1133.0220	FICA (SS & Medicare)	4,625.41	5,561.57	5,099	-	-	-	-	-
100.1133.0231	Worker's Compensation	216.71	258.07	2,333	-	-	-	-	-
100.1133.0242	OEBB Licensed Insurance	13,332.96	14,068.72	13,271	-	-	-	-	-
100.1133.0343	Travel - Student Out of District	840.00	320.00	-	-	-	-	-	-
100.1133.0353	Postage	41.25	-	-	-	-	-	-	-
100.1133.0390	Other Purchased Services	5,034.55	-	6,000	-	6,000	-	6,000	6,000
100.1133.0410	Consumable Supplies	1,182.24	10,998.65	-	-	-	-	-	-
100.1133.0420	Textbooks	1,041.74	9,263.52	10,000	-	10,000	-	10,000	10,000
100.1133.0480	Computer Hardware	2,947.00	-	-	-	-	-	-	-
100.1133.0640	Dues and Fees	37,858.00	45,552.16	40,000	-	40,000	-	40,000	40,000
FUNCTION: IB & Adv Placement		147,431.26	182,638.93	167,931	0.70	58,000	-	58,000	58,000
100.1134.0410	Consumable Supplies	95.98	-	-	-	-	-	-	-
FUNCTION: Academic/Athletic Intramurals		95.98	-	-	-	-	-	-	-
100.1140.0111	Licensed Salaries	11,973.06	13,706.41	-	-	-	-	-	-
100.1140.0112	Classified Salaries	38,696.69	74,195.67	95,961	2.50	120,636	3.00	120,636	120,636
100.1140.0130	Ext Hrs - Licensed/Other	291.41	-	300	-	300	-	300	300
100.1140.0131	Ext Hrs - Classified	602.02	1,903.98	1,000	-	1,000	-	1,000	1,000
100.1140.0144	Retention Incentive	-	9,500.00	-	-	-	-	-	-
100.1140.0211	PERS - Employer Contribution	8,155.28	24,227.39	25,250	-	31,252	-	31,252	31,252
100.1140.0212	PERS Pick-Up - Employee Contribution	1,954.45	5,952.52	5,758	-	7,238	-	7,238	7,238
100.1140.0220	FICA (SS & Medicare)	4,049.37	7,587.05	7,341	-	9,229	-	9,229	9,229
100.1140.0231	Worker's Compensation	200.92	348.25	3,359	-	2,111	-	2,111	2,111
100.1140.0248	OEBB Classified Insurance	23,781.69	37,078.77	47,692	-	57,888	-	57,888	57,888
100.1140.0253	Paid Leave Oregon	-	-	-	-	1,326	-	1,326	1,326
100.1140.0322	Repair & Maintenance	-	-	500	-	500	-	500	500
100.1140.0332	Non-Reimbursable Student Transportation	-	-	1,000	-	1,000	-	1,000	1,000
100.1140.0342	Travel - Out of District	-	520.00	1,000	-	1,000	-	1,000	1,000
100.1140.0390	Other Purchased Services	1,075.00	5,796.75	-	-	-	-	-	-
100.1140.0410	Consumable Supplies	671.73	1,102.10	4,000	-	4,000	-	4,000	4,000
100.1140.0430	Library Books	-	-	1,830	-	1,830	-	1,830	1,830
100.1140.0460	Non-Consumable Supplies	1,350.72	-	4,000	-	4,000	-	4,000	4,000
100.1140.0470	Computer Software	825.00	5,150.00	500	-	500	-	500	500
100.1140.0640	Dues and Fees	725.00	459.00	1,000	-	1,000	-	1,000	1,000
FUNCTION: Pre-Kindergarten		94,352.34	187,527.89	200,491	2.50	244,810	3.00	244,810	244,810
100.1210.0111	Licensed Salaries	207,198.01	102,732.98	159,352	1.80	117,406	1.30	117,406	117,406
100.1210.0130	Ext Hrs - Licensed/Other	-	776.00	-	-	-	-	-	-
100.1210.0133	Ext Hrs - Translations	37.41	34.83	-	-	-	-	-	-
100.1210.0144	Retention Incentive	-	1,000.00	-	-	-	-	-	-
100.1210.0211	PERS - Employer Contribution	53,744.73	28,120.78	44,112	-	32,721	-	32,721	32,721
100.1210.0212	PERS Pick-Up - Employee Contribution	12,434.11	6,288.60	9,561	-	7,045	-	7,045	7,045
100.1210.0220	FICA (SS & Medicare)	15,640.39	7,912.62	12,191	-	8,982	-	8,982	8,982
100.1210.0231	Worker's Compensation	745.40	346.18	5,472	-	2,054	-	2,054	2,054
100.1210.0242	OEBB Licensed Insurance	55,132.39	33,148.59	34,126	-	25,037	-	25,037	25,037
100.1210.0253	Paid Leave Oregon	-	-	-	-	1,291	-	1,291	1,291
100.1210.0343	Travel - Student Out of District	-	600.00	1,000	-	1,000	-	1,000	1,000
100.1210.0355	Printing & Binding	-	514.00	-	-	-	-	-	-
100.1210.0410	Consumable Supplies	2,389.79	1,643.33	2,894	-	2,894	-	2,894	2,894
100.1210.0460	Non-Consumable Supplies	40.75	-	796	-	796	-	796	796
100.1210.0640	Dues and Fees	515.00	-	100	-	100	-	100	100
FUNCTION: Talented & Gifted		347,877.98	183,117.91	269,604	1.80	199,326	1.30	199,326	199,326

Account	Description	Actuals 2122	Actuals 2223	Adopted 2324	Adopted		Proposed		Adopted FTE 2425	
					FTE 2324	Proposed 2425	FTE 2425	Approved 2425		
100.1220.0111	Licensed Salaries	287,004.79	29,475.49	354,005	5.00	341,971	4.00	341,971	341,971	4.00
100.1220.0112	Classified Salaries	344,654.21	34,175.79	455,083	13.00	515,558	14.00	515,558	515,558	14.00
100.1220.0130	Ext Hrs - Licensed/Other	1,022.27	1,694.49	3,109	-	1,000	-	1,000	1,000	-
100.1220.0131	Ext Hrs - Classified	327.87	133.87	3,000	-	1,500	-	1,500	1,500	-
100.1220.0133	Ext Hrs - Translations	-	-	1,000	-	1,000	-	1,000	1,000	-
100.1220.0211	PERS - Employer Contribution	148,769.12	15,531.82	204,642	-	215,787	-	215,787	215,787	-
100.1220.0212	PERS Pick-Up - Employee Contribution	35,889.71	3,928.76	48,552	-	51,451	-	51,451	51,451	-
100.1220.0220	FICA (SS & Medicare)	48,157.25	5,061.69	61,904	-	65,601	-	65,601	65,601	-
100.1220.0231	Worker's Compensation	2,387.94	220.20	27,975	-	15,010	-	15,010	15,010	-
100.1220.0242	OEBB Licensed Insurance	58,549.47	20,510.50	75,835	-	77,036	-	77,036	77,036	-
100.1220.0243	OEBB Admin Insurance	600.00	-	-	-	-	-	-	-	-
100.1220.0248	OEBB Classified Insurance	182,214.22	23,735.76	267,075	-	270,144	-	270,144	270,144	-
100.1220.0253	Paid Leave Oregon	-	-	-	-	9,436	-	9,436	9,436	-
100.1220.0342	Travel - Out of District	-	-	1,600	-	1,600	-	1,600	1,600	-
100.1220.0410	Consumable Supplies	4,017.28	4,769.14	6,000	-	6,000	-	6,000	6,000	-
100.1220.0470	Computer Software	4,533.76	-	4,000	-	4,000	-	4,000	4,000	-
100.1220.0480	Computer Hardware	-	-	400	-	-	-	-	-	-
FUNCTION: Restr Program Students with Disabilities		1,118,127.89	139,237.51	1,514,180	18.00	1,577,094	18.00	1,577,094	1,577,094	18.00
100.1223.0111	Licensed Salaries	87,355.92	72,677.41	100,690	1.00	8,004	-	8,004	8,004	-
100.1223.0112	Classified Salaries	113,648.39	141,198.48	149,338	4.00	135,740	3.00	135,740	135,740	3.00
100.1223.0130	Ext Hrs - Licensed/Other	-	3,181.00	1,100	-	1,000	-	1,000	1,000	-
100.1223.0131	Ext Hrs - Classified	1,433.86	267.30	1,100	-	1,000	-	1,000	1,000	-
100.1223.0133	Ext Hrs - Translations	-	-	-	-	500	-	500	500	-
100.1223.0142	Cell Phone Stipend	-	-	-	-	180	-	180	180	-
100.1223.0211	PERS - Employer Contribution	48,040.46	51,136.19	62,582	-	37,359	-	37,359	37,359	-
100.1223.0212	PERS Pick-Up - Employee Contribution	12,146.26	12,934.95	15,001	-	8,635	-	8,635	8,635	-
100.1223.0220	FICA (SS & Medicare)	15,136.26	16,200.11	19,127	-	11,010	-	11,010	11,010	-
100.1223.0231	Worker's Compensation	749.80	730.20	8,675	-	2,519	-	2,519	2,519	-
100.1223.0242	OEBB Licensed Insurance	21,304.20	20,465.61	18,959	-	-	-	-	-	-
100.1223.0248	OEBB Classified Insurance	48,490.37	71,391.84	76,307	-	57,888	-	57,888	57,888	-
100.1223.0253	Paid Leave Oregon	-	-	-	-	1,583	-	1,583	1,583	-
100.1223.0342	Travel - Out of District	398.00	1,031.46	2,000	-	2,000	-	2,000	2,000	-
100.1223.0355	Printing & Binding	-	-	200	-	200	-	200	200	-
100.1223.0410	Consumable Supplies	1,887.21	1,879.50	5,000	-	5,000	-	5,000	5,000	-
100.1223.0470	Computer Software	840.84	210.00	600	-	600	-	600	600	-
FUNCTION: Bridges Program		351,431.57	393,304.05	460,679	5.00	273,218	3.00	273,218	273,218	3.00
100.1224.0111	Licensed Salaries	213,446.46	351,552.28	379,342	4.00	542,131	6.00	542,131	542,131	6.00
100.1224.0112	Classified Salaries	339,410.45	345,791.04	394,551	11.00	433,545	11.00	433,545	433,545	11.00
100.1224.0121	Substitutes - Licensed	598.56	645.32	-	-	-	-	-	-	-
100.1224.0125	In-District Subs (Licensed)	112.23	-	-	-	-	-	-	-	-
100.1224.0130	Ext Hrs - Licensed/Other	683.17	8,205.64	1,000	-	1,000	-	1,000	1,000	-
100.1224.0131	Ext Hrs - Classified	866.54	1,572.57	3,000	-	1,500	-	1,500	1,500	-
100.1224.0133	Ext Hrs - Translations	120.48	33.76	500	-	1,000	-	1,000	1,000	-
100.1224.0142	Cell Phone Stipend	50.00	-	-	-	-	-	-	-	-
100.1224.0211	PERS - Employer Contribution	128,029.23	172,186.61	199,850	-	248,411	-	248,411	248,411	-
100.1224.0212	PERS Pick-Up - Employee Contribution	31,463.25	41,838.54	46,434	-	58,537	-	58,537	58,537	-
100.1224.0220	FICA (SS & Medicare)	41,890.62	53,440.43	59,202	-	74,637	-	74,637	74,637	-
100.1224.0231	Worker's Compensation	2,086.33	2,411.05	26,776	-	17,078	-	17,078	17,078	-
100.1224.0242	OEBB Licensed Insurance	59,789.41	83,764.89	75,835	-	115,554	-	115,554	115,554	-
100.1224.0248	OEBB Classified Insurance	135,338.14	145,091.25	209,844	-	212,256	-	212,256	212,256	-
100.1224.0253	Paid Leave Oregon	-	-	-	-	10,733	-	10,733	10,733	-
100.1224.0341	Travel - Local in District	-	-	700	-	700	-	700	700	-
100.1224.0342	Travel - Out of District	-	325.00	1,200	-	1,200	-	1,200	1,200	-
100.1224.0410	Consumable Supplies	7,976.59	10,788.31	4,000	-	4,000	-	4,000	4,000	-
100.1224.0470	Computer Software	3,567.21	-	3,000	-	3,000	-	3,000	3,000	-
100.1224.0480	Computer Hardware	3,589.00	2,940.00	2,000	-	2,000	-	2,000	2,000	-
FUNCTION: Life Skills Program		969,017.67	1,220,586.69	1,407,234	15.00	1,727,282	17.00	1,727,282	1,727,282	17.00
100.1225.0371	Tuition - OR Districts	35,903.00	-	75,000	-	75,000	-	75,000	75,000	-
100.1225.0374	Other Tuition	-	-	15,000	-	15,000	-	15,000	15,000	-
FUNCTION: Out of District Programs		35,903.00	-	90,000	-	90,000	-	90,000	90,000	-

Account	Description	Actuals 2122	Actuals 2223	Adopted 2324	Adopted		Proposed			Adopted FTE 2425
					FTE 2324	Proposed 2425	FTE 2425	Approved 2425	Adopted 2425	
100.1250.0111	Licensed Salaries	1,262,950.07	1,399,227.19	1,467,378	18.00	1,463,486	19.00	1,463,486	1,463,486	19.00
100.1250.0112	Classified Salaries	818,986.96	1,116,359.34	1,321,550	38.00	1,285,240	35.00	1,285,240	1,285,240	35.00
100.1250.0121	Substitutes - Licensed	24.20	13.07	-	-	-	-	-	-	-
100.1250.0123	Temporary - Licensed	-	4,701.63	-	-	-	-	-	-	-
100.1250.0125	In-District Subs (Licensed)	549.45	140.11	-	-	-	-	-	-	-
100.1250.0130	Ext Hrs - Licensed/Other	15,398.70	54,439.66	5,327	-	2,200	-	2,200	2,200	-
100.1250.0131	Ext Hrs - Classified	4,203.01	10,408.32	5,000	-	3,200	-	3,200	3,200	-
100.1250.0133	Ext Hrs - Translations	1,473.59	4,522.78	3,500	-	3,600	-	3,600	3,600	-
100.1250.0142	Cell Phone Stipend	100.00	-	-	-	-	-	-	-	-
100.1250.0211	PERS - Employer Contribution	499,595.76	604,550.67	716,120	-	781,673	-	781,673	781,673	-
100.1250.0212	PERS Pick-Up - Employee Contribution	122,974.03	147,694.90	167,355	-	184,117	-	184,117	184,117	-
100.1250.0220	FICA (SS & Medicare)	160,124.47	196,933.89	213,378	-	234,756	-	234,756	234,756	-
100.1250.0231	Worker's Compensation	7,826.89	8,798.70	96,017	-	53,712	-	53,712	53,712	-
100.1250.0242	OEBB Licensed Insurance	299,811.05	306,779.83	341,258	-	404,439	-	404,439	404,439	-
100.1250.0248	OEBB Classified Insurance	403,398.52	558,339.31	724,917	-	675,360	-	675,360	675,360	-
100.1250.0253	Paid Leave Oregon	-	-	-	-	33,759	-	33,759	33,759	-
100.1250.0341	Travel - Local in District	-	-	300	-	300	-	300	300	-
100.1250.0342	Travel - Out of District	25.00	-	-	-	-	-	-	-	-
100.1250.0355	Printing & Binding	-	-	300	-	300	-	300	300	-
100.1250.0390	Other Purchased Services	10,657.75	-	-	-	-	-	-	-	-
100.1250.0410	Consumable Supplies	17,325.56	6,157.34	7,638	-	8,138	-	8,138	8,138	-
100.1250.0420	Textbooks	98.16	121.41	348	-	348	-	348	348	-
100.1250.0460	Non-Consumable Supplies	604.03	1,479.00	750	-	750	-	750	750	-
100.1250.0470	Computer Software	3,870.00	55.98	6,700	-	4,700	-	4,700	4,700	-
100.1250.0480	Computer Hardware	2,356.95	5,895.00	5,000	-	5,000	-	5,000	5,000	-
100.1250.0640	Dues and Fees	-	129.00	-	-	-	-	-	-	-
FUNCTION: Resource Room		3,632,354.15	4,426,747.13	5,082,836	56.00	5,145,078	54.00	5,145,078	5,145,078	54.00
100.1260.0410	Consumable Supplies	69.03	-	1,000	-	1,000	-	1,000	1,000	-
FUNCTION: Early Intervention		69.03	-	1,000	-	1,000	-	1,000	1,000	-
100.1280.0111	Licensed Salaries	311,973.11	394,687.28	412,961	5.00	344,282	4.00	344,282	344,282	4.00
100.1280.0112	Classified Salaries	9,087.00	15,175.90	-	-	30,600	1.00	30,600	30,600	1.00
100.1280.0125	In-District Subs (Licensed)	764.65	-	-	-	-	-	-	-	-
100.1280.0130	Ext Hrs - Licensed/Other	925.90	7,770.22	2,380	-	2,000	-	2,000	2,000	-
100.1280.0131	Ext Hrs - Classified	602.95	2,138.05	1,000	-	1,000	-	1,000	1,000	-
100.1280.0211	PERS - Employer Contribution	78,671.51	104,693.88	111,318	-	99,436	-	99,436	99,436	-
100.1280.0212	PERS Pick-Up - Employee Contribution	18,855.44	24,264.13	24,801	-	22,493	-	22,493	22,493	-
100.1280.0220	FICA (SS & Medicare)	24,376.42	31,819.13	31,621	-	28,677	-	28,677	28,677	-
100.1280.0231	Worker's Compensation	1,178.44	1,387.53	14,446	-	6,559	-	6,559	6,559	-
100.1280.0242	OEBB Licensed Insurance	70,065.20	84,023.14	94,794	-	77,036	-	77,036	77,036	-
100.1280.0248	OEBB Classified Insurance	10,823.12	5,875.86	-	-	19,296	-	19,296	19,296	-
100.1280.0253	Paid Leave Oregon	-	-	-	-	4,125	-	4,125	4,125	-
100.1280.0322	Repair & Maintenance	307.28	1,073.20	1,000	-	500	-	500	500	-
100.1280.0324	Rentals	719.40	659.45	500	-	1,000	-	1,000	1,000	-
100.1280.0342	Travel - Out of District	-	-	1,000	-	500	-	500	500	-
100.1280.0343	Travel - Student Out of District	-	-	2,800	-	-	-	-	-	-
100.1280.0353	Postage	250.00	116.12	500	-	400	-	400	400	-
100.1280.0355	Printing & Binding	42.00	276.56	600	-	300	-	300	300	-
100.1280.0371	Tuition - OR Districts	92,339.00	210,438.65	125,000	-	125,000	-	125,000	125,000	-
100.1280.0390	Other Purchased Services	1,176.00	746.45	525	-	525	-	525	525	-
100.1280.0410	Consumable Supplies	7,571.63	13,027.30	5,695	-	10,800	-	10,800	10,800	-
100.1280.0420	Textbooks	552.70	1,159.69	600	-	-	-	-	-	-
100.1280.0460	Non-Consumable Supplies	10.79	1,033.38	2,200	-	2,200	-	2,200	2,200	-
100.1280.0470	Computer Software	-	1,232.99	-	-	-	-	-	-	-
100.1280.0480	Computer Hardware	65.41	825.56	1,000	-	1,950	-	1,950	1,950	-
100.1280.0541	Initial and Additional Equipment Purchase	-	506.07	2,000	-	-	-	-	-	-
100.1280.0640	Dues and Fees	590.00	1,210.00	-	-	-	-	-	-	-
FUNCTION: Alternative Education		630,947.95	904,140.54	836,741	5.00	778,679	5.00	778,679	778,679	5.00
100.1281.0371	Tuition - OR Districts	-	86,647.00	75,000	-	75,000	-	75,000	75,000	-
FUNCTION: Public Alternative Programs		-	86,647.00	75,000	-	75,000	-	75,000	75,000	-

Account	Description	Actuals 2122	Actuals 2223	Adopted 2324	Adopted		Proposed		Adopted FTE 2425	
					FTE 2324	Proposed 2425	FTE 2425	Approved 2425		
100.1288.0360	Charter School Payments	1,359,046.80	1,308,479.11	1,425,000	-	1,425,000	-	1,425,000	1,425,000	-
FUNCTION: Charter Schools		1,359,046.80	1,308,479.11	1,425,000	-	1,425,000	-	1,425,000	1,425,000	-
100.1291.0111	Licensed Salaries	4,659,733.75	6,694,405.42	7,220,894	88.05	7,604,491	86.60	7,604,491	7,604,491	86.60
100.1291.0112	Classified Salaries	757,443.03	780,034.24	885,794	29.00	909,253	27.03	909,253	909,253	27.03
100.1291.0123	Temporary - Licensed	107,946.15	-	-	-	-	-	-	-	-
100.1291.0124	Temporary - Classified	-	18,794.73	27,685	-	-	-	-	-	-
100.1291.0125	In-District Subs (Licensed)	-	27.36	-	-	-	-	-	-	-
100.1291.0130	Ext Hrs - Licensed/Other	6,817.69	140,536.30	8,253	-	13,484	-	13,484	13,484	-
100.1291.0131	Ext Hrs - Classified	3,158.55	12,544.48	3,982	-	3,982	-	3,982	3,982	-
100.1291.0133	Ext Hrs - Translations	237.85	238.98	-	-	-	-	-	-	-
100.1291.0144	Retention Incentive	-	56,500.00	-	-	-	-	-	-	-
100.1291.0211	PERS - Employer Contribution	1,737,771.19	1,879,345.73	2,112,937	-	2,136,873	-	2,136,873	2,136,873	-
100.1291.0212	PERS Pick-Up - Employee Contribution	421,043.39	452,443.20	488,265	-	494,338	-	494,338	494,338	-
100.1291.0220	FICA (SS & Medicare)	539,832.86	585,855.71	622,538	-	630,323	-	630,323	630,323	-
100.1291.0231	Worker's Compensation	26,024.92	25,659.16	280,909	-	144,199	-	144,199	144,199	-
100.1291.0242	OEBB Licensed Insurance	1,446,492.26	1,544,378.12	1,669,323	-	1,635,153	-	1,635,153	1,635,153	-
100.1291.0248	OEBB Classified Insurance	439,876.68	456,152.57	553,227	-	521,571	-	521,571	521,571	-
100.1291.0253	Paid Leave Oregon	-	-	-	-	90,647	-	90,647	90,647	-
100.1291.0312	Instructional Programs Improvement Services	3,001.25	-	-	-	-	-	-	-	-
100.1291.0322	Repair & Maintenance	-	4,460.00	5,440	-	5,440	-	5,440	5,440	-
100.1291.0324	Rentals	22,256.75	23,914.46	21,250	-	21,250	-	21,250	21,250	-
100.1291.0341	Travel - Local in District	-	36.07	-	-	-	-	-	-	-
100.1291.0342	Travel - Out of District	-	4,006.87	988	-	988	-	988	988	-
100.1291.0353	Postage	4,409.24	3,314.94	8,180	-	8,180	-	8,180	8,180	-
100.1291.0355	Printing & Binding	2,370.00	-	494	-	494	-	494	494	-
100.1291.0390	Other Purchased Services	4,108.55	4,101.80	2,470	-	2,470	-	2,470	2,470	-
100.1291.0410	Consumable Supplies	41,999.16	59,583.29	45,093	-	45,040	-	45,040	45,040	-
100.1291.0420	Textbooks	925.70	-	988	-	988	-	988	988	-
100.1291.0440	Periodicals	-	-	198	-	198	-	198	198	-
100.1291.0460	Non-Consumable Supplies	105.62	1,383.47	4,395	-	3,795	-	3,795	3,795	-
100.1291.0470	Computer Software	10,866.93	2,959.00	8,000	-	8,000	-	8,000	8,000	-
100.1291.0480	Computer Hardware	796.82	-	494	-	494	-	494	494	-
FUNCTION: ESL		10,237,218.34	12,750,675.90	13,971,797	117.05	14,281,651	113.63	14,281,651	14,281,651	113.63
100.2111.0410	Consumable Supplies	-	8.35	-	-	-	-	-	-	-
FUNCTION: Service Area Direction		-	8.35	-	-	-	-	-	-	-
100.2112.0112	Classified Salaries	344,776.62	346,823.71	389,720	9.00	423,867	9.00	423,867	423,867	9.00
100.2112.0124	Temporary - Classified	-	14,286.75	-	-	-	-	-	-	-
100.2112.0131	Ext Hrs - Classified	723.34	430.80	350	-	350	-	350	350	-
100.2112.0142	Cell Phone Stipend	1,500.00	1,320.00	1,320	-	1,320	-	1,320	1,320	-
100.2112.0211	PERS - Employer Contribution	87,555.68	82,760.27	102,749	-	110,939	-	110,939	110,939	-
100.2112.0212	PERS Pick-Up - Employee Contribution	20,820.09	18,877.31	23,383	-	25,511	-	25,511	25,511	-
100.2112.0220	FICA (SS & Medicare)	26,245.50	27,495.89	29,813	-	32,527	-	32,527	32,527	-
100.2112.0231	Worker's Compensation	1,303.13	1,229.44	13,641	-	7,441	-	7,441	7,441	-
100.2112.0248	OEBB Classified Insurance	151,947.40	150,986.82	171,693	-	173,664	-	173,664	173,664	-
100.2112.0253	Paid Leave Oregon	-	-	-	-	4,677	-	4,677	4,677	-
100.2112.0341	Travel - Local in District	272.45	-	100	-	100	-	100	100	-
100.2112.0342	Travel - Out of District	88.39	-	75	-	75	-	75	75	-
100.2112.0355	Printing & Binding	1,764.00	2,309.00	2,000	-	500	-	500	500	-
100.2112.0410	Consumable Supplies	2,780.73	167.50	4,000	-	3,500	-	3,500	3,500	-
FUNCTION: Attendance Services		639,777.33	646,687.49	738,844	9.00	784,471	9.00	784,471	784,471	9.00

Account	Description	Actuals 2122	Actuals 2223	Adopted		Proposed			Adopted FTE 2425	
				Adopted 2324	FTE 2324	Proposed 2425	FTE 2425	Approved 2425		Adopted 2425
100.2114.0112	Classified Salaries	136,306.80	153,213.73	160,066	2.00	164,219	2.00	164,219	164,219	2.00
100.2114.0131	Ext Hrs - Classified	242.22	2,049.88	-	-	-	-	-	-	-
100.2114.0142	Cell Phone Stipend	180.00	180.00	180	-	180	-	180	180	-
100.2114.0211	PERS - Employer Contribution	34,667.72	39,343.29	42,365	-	43,656	-	43,656	43,656	-
100.2114.0212	PERS Pick-Up - Employee Contribution	8,203.70	9,322.19	9,604	-	9,864	-	9,864	9,864	-
100.2114.0220	FICA (SS & Medicare)	10,320.36	11,732.03	12,245	-	12,577	-	12,577	12,577	-
100.2114.0231	Worker's Compensation	501.89	518.88	5,602	-	2,877	-	2,877	2,877	-
100.2114.0248	OEBB Classified Insurance	28,008.96	28,914.70	38,154	-	38,592	-	38,592	38,592	-
100.2114.0253	Paid Leave Oregon	-	-	-	-	1,808	-	1,808	1,808	-
100.2114.0342	Travel - Out of District	5,554.19	4,219.12	4,500	-	7,000	-	7,000	7,000	-
100.2114.0390	Other Purchased Services	11,630.40	-	1,600	-	1,600	-	1,600	1,600	-
100.2114.0470	Computer Software	87,024.55	69,808.54	104,706	-	104,706	-	104,706	104,706	-
FUNCTION: Student Accounting Services		322,640.79	319,302.36	379,022	2.00	387,079	2.00	387,079	387,079	2.00
100.2115.0112	Classified Salaries	107,855.15	110,588.89	122,418	3.00	274,827	7.00	274,827	274,827	7.00
100.2115.0142	Cell Phone Stipend	360.00	540.00	540	-	540	-	540	540	-
100.2115.0211	PERS - Employer Contribution	26,703.06	28,715.61	33,022	-	71,425	-	71,425	71,425	-
100.2115.0212	PERS Pick-Up - Employee Contribution	6,193.29	6,667.65	7,345	-	16,522	-	16,522	16,522	-
100.2115.0220	FICA (SS & Medicare)	7,896.37	8,501.37	9,365	-	21,065	-	21,065	21,065	-
100.2115.0231	Worker's Compensation	1,174.93	1,093.85	4,285	-	4,819	-	4,819	4,819	-
100.2115.0248	OEBB Classified Insurance	27,891.20	28,452.93	57,230	-	135,072	-	135,072	135,072	-
100.2115.0253	Paid Leave Oregon	-	-	-	-	3,029	-	3,029	3,029	-
100.2115.0322	Repair & Maintenance	4,610.00	-	-	-	-	-	-	-	-
100.2115.0390	Other Purchased Services	18,000.00	109,889.10	115,000	-	115,000	-	115,000	115,000	-
100.2115.0410	Consumable Supplies	5,982.53	2,770.02	2,000	-	2,000	-	2,000	2,000	-
100.2115.0460	Non-Consumable Supplies	3,560.95	(260.00)	7,500	-	7,500	-	7,500	7,500	-
100.2115.0640	Dues and Fees	-	520.00	1,000	-	1,000	-	1,000	1,000	-
FUNCTION: Student Safety		210,227.48	297,479.42	359,705	3.00	652,799	7.00	652,799	652,799	7.00
100.2122.0111	Licensed Salaries	1,022,503.96	957,843.32	1,354,706	19.00	1,173,705	17.00	1,173,705	1,173,705	17.00
100.2122.0123	Temporary - Licensed	144,848.36	8,826.67	72,915	-	81,279	-	81,279	81,279	-
100.2122.0130	Ext Hrs - Licensed/Other	5,305.41	26,105.76	1,994	-	2,076	-	2,076	2,076	-
100.2122.0131	Ext Hrs - Classified	-	9.11	-	-	-	-	-	-	-
100.2122.0133	Ext Hrs - Translations	74.82	-	-	-	-	-	-	-	-
100.2122.0142	Cell Phone Stipend	-	165.00	180	-	180	-	180	180	-
100.2122.0211	PERS - Employer Contribution	287,292.77	244,850.53	371,860	-	448,094	-	448,094	448,094	-
100.2122.0212	PERS Pick-Up - Employee Contribution	70,204.54	59,383.15	85,656	-	104,116	-	104,116	104,116	-
100.2122.0220	FICA (SS & Medicare)	89,116.09	75,550.76	109,214	-	132,748	-	132,748	132,748	-
100.2122.0231	Worker's Compensation	4,255.03	3,280.05	49,631	-	30,367	-	30,367	30,367	-
100.2122.0242	OEBB Licensed Insurance	333,115.05	344,506.70	360,220	-	385,180	-	385,180	385,180	-
100.2122.0253	Paid Leave Oregon	-	-	-	-	19,092	-	19,092	19,092	-
100.2122.0341	Travel - Local in District	-	150.00	-	-	-	-	-	-	-
100.2122.0342	Travel - Out of District	106.46	226.85	1,500	-	1,500	-	1,500	1,500	-
100.2122.0355	Printing & Binding	1,528.00	44.00	1,700	-	1,700	-	1,700	1,700	-
100.2122.0410	Consumable Supplies	13,056.56	9,804.46	7,147	-	7,147	-	7,147	7,147	-
100.2122.0420	Textbooks	118.94	230.47	100	-	100	-	100	100	-
100.2122.0470	Computer Software	3,110.00	3,285.00	3,200	-	6,500	-	6,500	6,500	-
100.2122.0640	Dues and Fees	179.00	-	3,500	-	1,000	-	1,000	1,000	-
FUNCTION: Counseling		1,974,814.99	1,734,261.83	2,423,523	19.00	2,394,784	17.00	2,394,784	2,394,784	17.00

Account	Description	Actuals 2122	Actuals 2223	Adopted 2324	Adopted		Proposed		Adopted FTE	
					FTE 2324	Proposed 2425	FTE 2425	Approved 2425	Adopted 2425	2425
100.2126.0112	Classified Salaries	166,861.10	167,041.33	182,740	3.00	183,135	3.00	183,135	183,135	3.00
100.2126.0124	Temporary - Classified	-	154.88	-	-	-	-	-	-	-
100.2126.0130	Ext Hrs - Licensed/Other	613.34	2,506.90	3,500	-	3,500	-	3,500	3,500	-
100.2126.0131	Ext Hrs - Classified	20,820.79	34,971.98	12,000	-	10,000	-	10,000	10,000	-
100.2126.0133	Ext Hrs - Translations	679.76	104.89	1,500	-	-	-	-	-	-
100.2126.0142	Cell Phone Stipend	752.50	720.00	690	-	780	-	780	780	-
100.2126.0211	PERS - Employer Contribution	46,967.04	51,174.43	47,542	-	44,253	-	44,253	44,253	-
100.2126.0212	PERS Pick-Up - Employee Contribution	11,383.73	11,588.97	10,964	-	10,135	-	10,135	10,135	-
100.2126.0220	FICA (SS & Medicare)	14,322.46	15,535.42	13,980	-	12,922	-	12,922	12,922	-
100.2126.0231	Worker's Compensation	704.96	681.06	6,396	-	2,956	-	2,956	2,956	-
100.2126.0248	OEBB Classified Insurance	48,031.10	36,863.45	57,230	-	48,240	-	48,240	48,240	-
100.2126.0253	Paid Leave Oregon	-	-	-	-	1,858	-	1,858	1,858	-
100.2126.0322	Repair & Maintenance	-	-	5,000	-	1,000	-	1,000	1,000	-
100.2126.0324	Rentals	5,933.52	4,253.50	6,000	-	7,800	-	7,800	7,800	-
100.2126.0341	Travel - Local in District	28.33	3.94	400	-	500	-	500	500	-
100.2126.0342	Travel - Out of District	6,098.49	0.39	500	-	500	-	500	500	-
100.2126.0343	Travel - Student Out of District	-	-	558	-	500	-	500	500	-
100.2126.0351	Telephone	84.45	479.40	800	-	458	-	458	458	-
100.2126.0353	Postage	3.26	-	500	-	800	-	800	800	-
100.2126.0354	Advertising	-	-	800	-	-	-	-	-	-
100.2126.0355	Printing & Binding	5,167.77	7,767.69	7,000	-	6,000	-	6,000	6,000	-
100.2126.0390	Other Purchased Services	15,759.24	3,813.05	1,500	-	5,000	-	5,000	5,000	-
100.2126.0410	Consumable Supplies	9,160.09	25,865.86	6,300	-	7,000	-	7,000	7,000	-
100.2126.0440	Periodicals	-	-	100	-	100	-	100	100	-
100.2126.0460	Non-Consumable Supplies	777.78	12,407.39	16,000	-	5,000	-	5,000	5,000	-
100.2126.0470	Computer Software	-	1,778.07	1,000	-	15,000	-	15,000	15,000	-
100.2126.0480	Computer Hardware	872.65	11,491.00	2,000	-	3,000	-	3,000	3,000	-
100.2126.0640	Dues and Fees	1,835.00	1,350.00	2,000	-	1,000	-	1,000	1,000	-
FUNCTION: Placement Services		356,857.36	390,553.60	387,000	3.00	371,437	3.00	371,437	371,437	3.00
100.2134.0111	Licensed Salaries	-	-	304,263	4.00	339,216	4.00	339,216	339,216	4.00
100.2134.0114	Managerial Salaries	41,567.96	72,510.00	-	-	-	-	-	-	-
100.2134.0123	Temporary - Licensed	40,438.75	44,148.75	-	-	-	-	-	-	-
100.2134.0130	Ext Hrs - Licensed/Other	513.32	-	-	-	-	-	-	-	-
100.2134.0131	Ext Hrs - Classified	30.72	-	-	-	-	-	-	-	-
100.2134.0133	Ext Hrs - Translations	-	28.06	-	-	-	-	-	-	-
100.2134.0142	Cell Phone Stipend	97.50	180.00	558	-	360	-	360	360	-
100.2134.0211	PERS - Employer Contribution	17,051.95	19,403.42	82,637	-	84,994	-	84,994	84,994	-
100.2134.0212	PERS Pick-Up - Employee Contribution	2,998.03	4,388.37	18,256	-	20,374	-	20,374	20,374	-
100.2134.0220	FICA (SS & Medicare)	6,132.07	8,942.92	23,276	-	25,976	-	25,976	25,976	-
100.2134.0231	Worker's Compensation	299.65	386.18	10,649	-	5,942	-	5,942	5,942	-
100.2134.0242	OEBB Licensed Insurance	-	-	75,835	-	77,036	-	77,036	77,036	-
100.2134.0243	OEBB Admin Insurance	13,275.72	10,424.40	-	-	-	-	-	-	-
100.2134.0253	Paid Leave Oregon	-	-	-	-	3,736	-	3,736	3,736	-
100.2134.0324	Rentals	122.88	122.53	500	-	500	-	500	500	-
100.2134.0341	Travel - Local in District	-	533.67	800	-	2,000	-	2,000	2,000	-
100.2134.0342	Travel - Out of District	80.50	459.56	500	-	3,000	-	3,000	3,000	-
100.2134.0390	Other Purchased Services	7,617.80	435.72	15,000	-	5,000	-	5,000	5,000	-
100.2134.0410	Consumable Supplies	3,738.15	4,475.34	5,300	-	4,700	-	4,700	4,700	-
100.2134.0460	Non-Consumable Supplies	-	812.36	-	-	-	-	-	-	-
100.2134.0480	Computer Hardware	-	-	1,500	-	-	-	-	-	-
100.2134.0640	Dues and Fees	-	279.00	500	-	1,000	-	1,000	1,000	-
FUNCTION: Nurse Services		133,965.00	167,530.28	539,574	4.00	573,834	4.00	573,834	573,834	4.00
100.2135.0130	Ext Hrs - Licensed/Other	74.82	122.62	200	-	200	-	200	200	-
100.2135.0131	Ext Hrs - Classified	226.18	-	200	-	200	-	200	200	-
100.2135.0211	PERS - Employer Contribution	71.44	29.09	-	-	-	-	-	-	-
100.2135.0212	PERS Pick-Up - Employee Contribution	18.02	7.36	-	-	-	-	-	-	-
100.2135.0220	FICA (SS & Medicare)	22.90	9.38	-	-	-	-	-	-	-
100.2135.0231	Worker's Compensation	1.09	0.41	-	-	-	-	-	-	-
100.2135.0640	Dues and Fees	27,010.50	35,529.47	20,000	-	135,000	-	135,000	135,000	-
FUNCTION: MAC Monies		27,424.95	35,698.33	20,400	-	135,400	-	135,400	135,400	-

Account	Description	Actuals 2122	Actuals 2223	Adopted 2324	Adopted		Proposed		Adopted FTE 2425	
					FTE 2324	Proposed 2425	FTE 2425	Approved 2425		
100.2142.0111	Licensed Salaries	323,479.65	408,917.01	415,807	5.00	547,099	6.00	547,099	547,099	6.00
100.2142.0112	Classified Salaries	-	-	-	-	34,214	1.00	34,214	34,214	1.00
100.2142.0123	Temporary - Licensed	6,662.50	-	-	-	-	-	-	-	-
100.2142.0124	Temporary - Classified	10,000.00	20,000.00	-	-	-	-	-	-	-
100.2142.0130	Ext Hrs - Licensed/Other	2,564.32	9,066.44	-	-	-	-	-	-	-
100.2142.0211	PERS - Employer Contribution	79,921.96	100,382.80	104,077	-	145,501	-	145,501	145,501	-
100.2142.0212	PERS Pick-Up - Employee Contribution	20,216.32	25,391.88	24,948	-	34,877	-	34,877	34,877	-
100.2142.0220	FICA (SS & Medicare)	26,055.55	33,295.69	31,810	-	44,468	-	44,468	44,468	-
100.2142.0231	Worker's Compensation	1,250.53	1,457.73	14,167	-	10,175	-	10,175	10,175	-
100.2142.0242	OEBB Licensed Insurance	74,161.40	94,600.82	94,794	-	134,850	-	134,850	134,850	-
100.2142.0253	Paid Leave Oregon	-	-	-	-	6,396	-	6,396	6,396	-
100.2142.0341	Travel - Local in District	33.40	1,418.82	2,100	-	2,100	-	2,100	2,100	-
100.2142.0342	Travel - Out of District	700.00	-	-	-	-	-	-	-	-
100.2142.0390	Other Purchased Services	-	-	3,000	-	3,000	-	3,000	3,000	-
100.2142.0410	Consumable Supplies	6,955.17	5,399.27	5,000	-	5,000	-	5,000	5,000	-
100.2142.0470	Computer Software	1,450.00	-	1,500	-	1,500	-	1,500	1,500	-
100.2142.0640	Dues and Fees	800.00	1,050.00	1,000	-	1,000	-	1,000	1,000	-
FUNCTION: Psychological Testing Services		554,250.80	700,980.46	698,203	5.00	970,180	7.00	970,180	970,180	7.00
100.2143.0111	Licensed Salaries	-	46,636.00	48,126	0.50	48,860	0.50	48,860	48,860	0.50
100.2143.0123	Temporary - Licensed	-	8,910.00	-	-	-	-	-	-	-
100.2143.0130	Ext Hrs - Licensed/Other	5,674.00	9,782.80	5,000	-	1,000	-	1,000	1,000	-
100.2143.0131	Ext Hrs - Classified	-	31.79	-	-	-	-	-	-	-
100.2143.0142	Cell Phone Stipend	-	180.00	90	-	-	-	-	-	-
100.2143.0211	PERS - Employer Contribution	1,358.57	15,674.42	12,046	-	13,617	-	13,617	13,617	-
100.2143.0212	PERS Pick-Up - Employee Contribution	340.44	3,932.49	2,888	-	2,932	-	2,932	2,932	-
100.2143.0220	FICA (SS & Medicare)	433.73	5,006.64	3,682	-	3,738	-	3,738	3,738	-
100.2143.0231	Worker's Compensation	20.75	214.94	1,667	-	855	-	855	855	-
100.2143.0242	OEBB Licensed Insurance	-	9,827.12	9,479	-	9,629	-	9,629	9,629	-
100.2143.0253	Paid Leave Oregon	-	-	-	-	537	-	537	537	-
100.2143.0341	Travel - Local in District	167.74	352.90	800	-	800	-	800	800	-
100.2143.0342	Travel - Out of District	-	-	5,000	-	5,000	-	5,000	5,000	-
100.2143.0355	Printing & Binding	-	42.00	-	-	-	-	-	-	-
100.2143.0410	Consumable Supplies	1,503.45	2,076.30	2,000	-	2,000	-	2,000	2,000	-
100.2143.0470	Computer Software	-	-	-	-	3,800	-	3,800	3,800	-
100.2143.0640	Dues and Fees	225.00	200.00	200	-	200	-	200	200	-
FUNCTION: Psychological Counseling Services		9,723.68	102,867.40	90,978	0.50	92,968	0.50	92,968	92,968	0.50
100.2150.0111	Licensed Salaries	416,449.54	702,878.93	783,010	8.80	972,710	9.80	972,710	972,710	9.80
100.2150.0112	Classified Salaries	42,756.31	37,096.04	39,864	1.00	78,117	2.00	78,117	78,117	2.00
100.2150.0130	Ext Hrs - Licensed/Other	12,444.66	16,748.53	2,000	-	-	-	-	-	-
100.2150.0131	Ext Hrs - Classified	144.67	45.43	100	-	500	-	500	500	-
100.2150.0133	Ext Hrs - Translations	-	188.34	-	-	-	-	-	-	-
100.2150.0142	Cell Phone Stipend	-	180.00	180	-	180	-	180	180	-
100.2150.0211	PERS - Employer Contribution	111,861.59	179,597.68	205,966	-	263,065	-	263,065	263,065	-
100.2150.0212	PERS Pick-Up - Employee Contribution	28,294.69	45,428.23	49,372	-	63,057	-	63,057	63,057	-
100.2150.0220	FICA (SS & Medicare)	35,932.72	57,371.31	62,950	-	80,400	-	80,400	80,400	-
100.2150.0231	Worker's Compensation	1,710.43	2,495.44	28,237	-	18,395	-	18,395	18,395	-
100.2150.0242	OEBB Licensed Insurance	98,796.97	137,630.30	166,837	-	192,590	-	192,590	192,590	-
100.2150.0248	OEBB Classified Insurance	20,688.40	19,662.36	19,077	-	38,592	-	38,592	38,592	-
100.2150.0253	Paid Leave Oregon	-	-	-	-	11,564	-	11,564	11,564	-
100.2150.0322	Repair & Maintenance	435.00	155.00	400	-	400	-	400	400	-
100.2150.0341	Travel - Local in District	51.11	-	-	-	-	-	-	-	-
100.2150.0342	Travel - Out of District	85.00	-	-	-	-	-	-	-	-
100.2150.0390	Other Purchased Services	243,613.81	157,000.11	-	-	-	-	-	-	-
100.2150.0410	Consumable Supplies	2,674.64	3,705.50	4,000	-	4,000	-	4,000	4,000	-
100.2150.0470	Computer Software	648.30	-	600	-	600	-	600	600	-
100.2150.0480	Computer Hardware	-	-	1,400	-	1,400	-	1,400	1,400	-
100.2150.0541	Initial and Additional Equipment Purchase	11,709.00	-	-	-	-	-	-	-	-
100.2150.0640	Dues and Fees	2,478.36	1,597.00	1,300	-	1,300	-	1,300	1,300	-
FUNCTION: Speech Pathology and Audiology Services		1,030,775.20	1,361,780.20	1,365,293	9.80	1,726,870	11.80	1,726,870	1,726,870	11.80

Account	Description	Actuals 2122	Actuals 2223	Adopted 2324	Adopted		Proposed		Adopted FTE 2425	
					FTE 2324	Proposed 2425	FTE 2425	Approved 2425		
100.2160.0390	Other Purchased Services	41,020.99	44,765.00	45,000	-	50,000	-	50,000	50,000	-
FUNCTION: Other Student Treatment Services		41,020.99	44,765.00	45,000	-	50,000	-	50,000	50,000	-
100.2190.0111	Licensed Salaries	337,462.49	149,984.74	245,374	2.50	114,342	1.00	114,342	114,342	1.00
100.2190.0112	Classified Salaries	66,663.55	94,241.28	148,257	2.50	113,169	2.00	113,169	113,169	2.00
100.2190.0113	Administrator Salaries	462,853.25	492,887.60	430,619	2.90	497,951	2.40	497,951	497,951	2.40
100.2190.0124	Temporary - Classified	122.51	-	-	-	-	-	-	-	-
100.2190.0130	Ext Hrs - Licensed/Other	1,165.00	14,874.43	-	-	1,056	-	1,056	1,056	-
100.2190.0131	Ext Hrs - Classified	1,633.54	3,808.83	1,500	-	3,500	-	3,500	3,500	-
100.2190.0133	Ext Hrs - Translations	74.82	-	100	-	200	-	200	200	-
100.2190.0142	Cell Phone Stipend	4,557.33	1,408.68	300	-	600	-	600	600	-
100.2190.0211	PERS - Employer Contribution	218,467.18	185,137.58	219,497	-	163,036	-	163,036	163,036	-
100.2190.0212	PERS Pick-Up - Employee Contribution	51,461.12	43,956.46	49,455	-	37,146	-	37,146	37,146	-
100.2190.0220	FICA (SS & Medicare)	65,977.11	57,042.40	63,055	-	47,363	-	47,363	47,363	-
100.2190.0231	Worker's Compensation	3,151.31	2,482.70	28,727	-	10,834	-	10,834	10,834	-
100.2190.0242	OEBB Licensed Insurance	85,888.14	32,097.42	47,397	-	9,659	-	9,659	9,659	-
100.2190.0243	OEBB Admin Insurance	72,237.21	71,512.63	79,436	-	89,410	-	89,410	89,410	-
100.2190.0248	OEBB Classified Insurance	22,540.18	33,155.28	47,692	-	27,014	-	27,014	27,014	-
100.2190.0253	Paid Leave Oregon	-	-	-	-	6,810	-	6,810	6,810	-
100.2190.0341	Travel - Local in District	558.70	380.99	1,000	-	600	-	600	600	-
100.2190.0342	Travel - Out of District	6,237.59	1,217.04	4,000	-	2,440	-	2,440	2,440	-
100.2190.0355	Printing & Binding	15,239.00	18,915.00	17,300	-	18,000	-	18,000	18,000	-
100.2190.0371	Tuition - OR Districts	-	-	4,500	-	-	-	-	-	-
100.2190.0382	Legal Services	5,029.75	1,746.30	7,000	-	7,000	-	7,000	7,000	-
100.2190.0390	Other Purchased Services	31,975.86	41,262.74	54,500	-	30,500	-	30,500	30,500	-
100.2190.0410	Consumable Supplies	9,284.71	5,365.95	2,000	-	10,285	-	10,285	10,285	-
100.2190.0460	Non-Consumable Supplies	-	645.00	1,500	-	1,500	-	1,500	1,500	-
100.2190.0470	Computer Software	38,857.94	11,400.00	28,025	-	25,000	-	25,000	25,000	-
100.2190.0480	Computer Hardware	299.99	1,988.00	-	-	-	-	-	-	-
100.2190.0640	Dues and Fees	2,187.00	1,290.00	2,000	-	1,000	-	1,000	1,000	-
FUNCTION: Service Direction, Student Support Services		1,503,925.28	1,266,801.05	1,483,234	7.90	1,218,415	5.40	1,218,415	1,218,415	5.40
100.2210.0111	Licensed Salaries	38,505.87	39,952.26	46,624	0.50	49,888	0.50	49,888	49,888	0.50
100.2210.0130	Ext Hrs - Licensed/Other	18,726.14	1,104.12	590	-	631	-	631	631	-
100.2210.0131	Ext Hrs - Classified	295.78	215.08	-	-	-	-	-	-	-
100.2210.0142	Cell Phone Stipend	90.00	90.00	90	-	96	-	96	96	-
100.2210.0211	PERS - Employer Contribution	14,085.86	10,180.12	11,818	-	12,645	-	12,645	12,645	-
100.2210.0212	PERS Pick-Up - Employee Contribution	3,454.16	2,570.43	2,833	-	3,031	-	3,031	3,031	-
100.2210.0220	FICA (SS & Medicare)	4,399.72	16,040.57	3,612	-	3,865	-	3,865	3,865	-
100.2210.0231	Worker's Compensation	209.72	781.06	1,571	-	1,681	-	1,681	1,681	-
100.2210.0242	OEBB Licensed Insurance	4,706.16	16,667.40	9,479	-	10,143	-	10,143	10,143	-
100.2210.0253	Paid Leave Oregon	-	-	-	-	1,144	-	1,144	1,144	-
100.2210.0292	Tuition Reimbursement - Admin	9,502.00	15,417.19	-	-	-	-	-	-	-
100.2210.0410	Consumable Supplies	36.96	-	-	-	-	-	-	-	-
100.2210.0470	Computer Software	157.88	-	-	-	-	-	-	-	-
FUNCTION: Improvement of Instruction Services		94,170.25	103,018.23	76,617	0.50	83,124	0.50	83,124	83,124	0.50

Account	Description	Actuals 2122	Actuals 2223	Adopted 2324	Adopted		Proposed			Adopted FTE
					FTE 2324	Proposed 2425	FTE 2425	Approved 2425	Adopted 2425	2425
100.2211.0112	Classified Salaries	47,200.00	57,855.53	61,320	1.00	67,922	1.00	67,922	67,922	1.00
100.2211.0113	Administrator Salaries	242,632.18	272,236.00	291,410	2.00	310,652	2.00	310,652	310,652	2.00
100.2211.0130	Ext Hrs - Licensed/Other	-	-	-	-	57	-	57	57	-
100.2211.0131	Ext Hrs - Classified	672.95	1,553.75	-	-	-	-	-	-	-
100.2211.0142	Cell Phone Stipend	974.70	150.00	-	-	180	-	180	180	-
100.2211.0211	PERS - Employer Contribution	70,652.66	80,543.17	90,030	-	96,745	-	96,745	96,745	-
100.2211.0212	PERS Pick-Up - Employee Contribution	17,488.63	19,916.41	21,164	-	22,728	-	22,728	22,728	-
100.2211.0220	FICA (SS & Medicare)	22,192.44	25,279.42	26,984	-	28,979	-	28,979	28,979	-
100.2211.0231	Worker's Compensation	1,053.57	1,092.32	12,344	-	6,629	-	6,629	6,629	-
100.2211.0243	OEBB Admin Insurance	40,965.74	41,909.74	54,783	-	56,180	-	56,180	56,180	-
100.2211.0248	OEBB Classified Insurance	13,625.54	13,929.20	19,077	-	19,296	-	19,296	19,296	-
100.2211.0253	Paid Leave Oregon	-	-	-	-	4,167	-	4,167	4,167	-
100.2211.0341	Travel - Local in District	1,673.55	425.20	325	-	369	-	369	369	-
100.2211.0342	Travel - Out of District	179.33	3,576.60	14,100	-	15,100	-	15,100	15,100	-
100.2211.0353	Postage	-	-	1,000	-	1,000	-	1,000	1,000	-
100.2211.0355	Printing & Binding	-	-	1,000	-	1,000	-	1,000	1,000	-
100.2211.0390	Other Purchased Services	-	156.52	-	-	-	-	-	-	-
100.2211.0410	Consumable Supplies	1,141.89	3,582.95	6,000	-	4,000	-	4,000	4,000	-
100.2211.0440	Periodicals	79.00	35.00	1,000	-	1,000	-	1,000	1,000	-
100.2211.0460	Non-Consumable Supplies	-	11,480.70	-	-	2,000	-	2,000	2,000	-
100.2211.0470	Computer Software	593.19	2,081.58	1,000	-	1,000	-	1,000	1,000	-
100.2211.0480	Computer Hardware	-	994.00	1,000	-	5,000	-	5,000	5,000	-
100.2211.0640	Dues and Fees	1,643.00	1,985.00	3,000	-	3,000	-	3,000	3,000	-
FUNCTION: Service Area Direction - Improvement of Instruction		462,768.37	538,783.09	605,537	3.00	647,004	3.00	647,004	647,004	3.00
100.2219.0130	Ext Hrs - Licensed/Other	23,314.68	23,810.70	50,920	-	59,740	-	59,740	59,740	-
100.2219.0211	PERS - Employer Contribution	4,750.35	4,558.95	-	-	-	-	-	-	-
100.2219.0212	PERS Pick-Up - Employee Contribution	1,181.23	1,131.50	-	-	-	-	-	-	-
100.2219.0220	FICA (SS & Medicare)	1,778.34	1,812.46	-	-	-	-	-	-	-
100.2219.0231	Worker's Compensation	88.50	84.25	-	-	-	-	-	-	-
100.2219.0390	Other Purchased Services	7,425.00	11,880.00	-	-	8,000	-	8,000	8,000	-
100.2219.0410	Consumable Supplies	867.27	490.95	-	-	750	-	750	750	-
FUNCTION: Other Improvement of Instruction Services		39,405.37	43,768.81	50,920	-	68,490	-	68,490	68,490	-
100.2222.0111	Licensed Salaries	503,034.79	522,035.41	543,579	7.00	606,641	7.00	606,641	606,641	7.00
100.2222.0112	Classified Salaries	21,437.25	16,800.14	15,636	0.50	-	-	-	-	-
100.2222.0130	Ext Hrs - Licensed/Other	-	4,516.60	500	-	100	-	100	100	-
100.2222.0211	PERS - Employer Contribution	129,868.53	126,880.14	145,198	-	157,427	-	157,427	157,427	-
100.2222.0212	PERS Pick-Up - Employee Contribution	31,449.70	30,566.76	33,554	-	36,398	-	36,398	36,398	-
100.2222.0220	FICA (SS & Medicare)	39,641.62	41,129.77	42,781	-	46,407	-	46,407	46,407	-
100.2222.0231	Worker's Compensation	1,899.51	1,797.07	19,502	-	10,617	-	10,617	10,617	-
100.2222.0242	OEBB Licensed Insurance	131,712.01	130,929.12	132,713	-	134,813	-	134,813	134,813	-
100.2222.0248	OEBB Classified Insurance	13,362.26	11,461.29	9,538	-	-	-	-	-	-
100.2222.0253	Paid Leave Oregon	-	-	-	-	6,673	-	6,673	6,673	-
100.2222.0322	Repair & Maintenance	188.48	-	2,725	-	2,725	-	2,725	2,725	-
100.2222.0355	Printing & Binding	107.13	375.78	2,725	-	2,725	-	2,725	2,725	-
100.2222.0390	Other Purchased Services	65.00	130.00	-	-	-	-	-	-	-
100.2222.0410	Consumable Supplies	5,191.89	12,828.65	7,494	-	7,494	-	7,494	7,494	-
100.2222.0420	Textbooks	13.94	-	-	-	-	-	-	-	-
100.2222.0430	Library Books	21,235.48	24,003.55	29,416	-	31,416	-	31,416	31,416	-
100.2222.0460	Non-Consumable Supplies	2,216.72	-	1,482	-	1,482	-	1,482	1,482	-
100.2222.0470	Computer Software	28,025.35	-	13,770	-	11,770	-	11,770	11,770	-
100.2222.0480	Computer Hardware	305.23	299.99	1,494	-	1,494	-	1,494	1,494	-
100.2222.0640	Dues and Fees	54.00	130.00	2,794	-	2,729	-	2,729	2,729	-
FUNCTION: Library/Media Center		929,808.89	923,884.27	1,004,901	7.50	1,060,911	7.00	1,060,911	1,060,911	7.00
100.2223.0410	Consumable Supplies	1,057.00	-	-	-	-	-	-	-	-
100.2223.0460	Non-Consumable Supplies	149.99	-	2,000	-	2,000	-	2,000	2,000	-
FUNCTION: Multimedia Services		1,206.99	-	2,000	-	2,000	-	2,000	2,000	-

Account	Description	Actuals 2122	Actuals 2223	Adopted		Proposed		Adopted FTE 2425
				Adopted 2324	FTE 2324	Proposed 2425	FTE 2425	
100.2230.0111	Licensed Salaries	2,045.88	-	-	-	-	-	-
100.2230.0130	Ext Hrs - Licensed/Other	575.01	37.41	6,200	-	6,230	-	6,230
100.2230.0131	Ext Hrs - Classified	1,217.51	-	-	-	-	-	-
100.2230.0211	PERS - Employer Contribution	966.18	10.03	-	-	-	-	-
100.2230.0212	PERS Pick-Up - Employee Contribution	230.32	2.24	-	-	-	-	-
100.2230.0220	FICA (SS & Medicare)	288.77	2.80	-	-	-	-	-
100.2230.0231	Worker's Compensation	13.95	0.12	-	-	-	-	-
100.2230.0242	OEBB Licensed Insurance	103.53	-	-	-	-	-	-
100.2230.0390	Other Purchased Services	464.20	-	88,550	-	1,500	-	1,500
100.2230.0410	Consumable Supplies	-	458.48	-	-	-	-	-
100.2230.0470	Computer Software	4,305.00	61,270.60	-	-	68,913	-	68,913
FUNCTION: Assessment and Testing		10,210.35	61,781.68	94,750	-	76,643	-	76,643
100.2240.0111	Licensed Salaries	24,399.30	-	-	-	-	-	-
100.2240.0130	Ext Hrs - Licensed/Other	14,904.99	11,491.18	51,329	-	39,622	-	39,622
100.2240.0131	Ext Hrs - Classified	3,198.08	1,306.04	-	-	-	-	-
100.2240.0211	PERS - Employer Contribution	10,027.17	3,113.36	486	-	-	-	-
100.2240.0212	PERS Pick-Up - Employee Contribution	2,519.23	754.26	116	-	-	-	-
100.2240.0220	FICA (SS & Medicare)	3,243.34	963.79	148	-	-	-	-
100.2240.0231	Worker's Compensation	154.70	42.77	49	-	-	-	-
100.2240.0242	OEBB Licensed Insurance	4,767.70	-	-	-	-	-	-
100.2240.0291	Tuition Reimbursement - Classified	500.00	2,188.00	5,000	-	2,000	-	2,000
100.2240.0293	Tuition Reimbursement - Licensed	73,925.30	117,693.98	130,000	-	120,000	-	120,000
100.2240.0295	Tuition Reimb - Lic \$700	8,605.41	9,806.88	50,000	-	50,000	-	50,000
100.2240.0341	Travel - Local in District	5,650.00	1,450.00	2,000	-	2,000	-	2,000
100.2240.0342	Travel - Out of District	2,338.70	4,330.07	8,969	-	7,994	-	7,994
100.2240.0390	Other Purchased Services	27,785.75	899.64	34,968	-	27,746	-	27,746
100.2240.0410	Consumable Supplies	1,236.64	589.30	3,394	-	3,394	-	3,394
100.2240.0470	Computer Software	384.00	-	-	-	-	-	-
100.2240.0640	Dues and Fees	596.00	-	66	-	66	-	66
FUNCTION: Instructional Staff Development		184,236.31	154,629.27	286,525	-	252,822	-	252,822
100.2311.0131	Ext Hrs - Classified	4,259.75	3,845.87	-	-	4,000	-	4,000
100.2311.0133	Ext Hrs - Translations	-	-	-	-	4,000	-	4,000
100.2311.0211	PERS - Employer Contribution	1,010.43	911.74	-	-	-	-	-
100.2311.0212	PERS Pick-Up - Employee Contribution	255.58	230.64	-	-	-	-	-
100.2311.0220	FICA (SS & Medicare)	318.67	290.32	-	-	-	-	-
100.2311.0231	Worker's Compensation	15.32	12.53	-	-	-	-	-
100.2311.0342	Travel - Out of District	9,832.71	14,850.86	20,000	-	20,000	-	20,000
100.2311.0354	Advertising	388.48	789.70	800	-	800	-	800
100.2311.0355	Printing & Binding	-	32.00	2,000	-	2,000	-	2,000
100.2311.0384	Negotiation Services	17,104.10	44,685.55	20,000	-	40,000	-	40,000
100.2311.0390	Other Purchased Services	19,125.96	62,438.34	35,000	-	25,000	-	25,000
100.2311.0410	Consumable Supplies	5,328.75	13,668.12	10,000	-	12,000	-	12,000
100.2311.0440	Periodicals	332.40	-	500	-	500	-	500
100.2311.0460	Non-Consumable Supplies	-	-	500	-	500	-	500
100.2311.0470	Computer Software	2,500.00	2,500.00	2,500	-	3,000	-	3,000
100.2311.0480	Computer Hardware	-	-	1,000	-	1,000	-	1,000
100.2311.0640	Dues and Fees	11,941.36	14,236.36	15,000	-	15,000	-	15,000
100.2311.0651	Liability Insurance	184,539.38	183,784.00	205,000	-	205,000	-	205,000
100.2311.0659	Other Insurance & Judgements	-	10,000.00	-	-	-	-	-
FUNCTION: Board of Ed.		256,952.89	352,276.03	312,300	-	332,800	-	332,800
100.2314.0388	Election Services	7,849.27	-	8,000	-	9,000	-	9,000
FUNCTION: Election Services		7,849.27	-	8,000	-	9,000	-	9,000
100.2315.0382	Legal Services	49,844.25	30,557.46	75,000	-	55,000	-	55,000
100.2315.0390	Other Purchased Services	500.00	-	-	-	-	-	-
100.2315.0655	Judgments & Settlements	-	7,500.00	-	-	-	-	-
FUNCTION: Legal Services		50,344.25	38,057.46	75,000	-	55,000	-	55,000
100.2317.0381	Audit Services	37,870.00	14,150.00	60,000	-	60,000	-	60,000
FUNCTION: Audit Services		37,870.00	14,150.00	60,000	-	60,000	-	60,000

Account	Description	Actuals 2122	Actuals 2223	Adopted		Proposed			Adopted FTE	
				Adopted 2324	FTE 2324	Proposed 2425	FTE 2425	Approved 2425	Adopted 2425	2425
100.2320.0112	Classified Salaries	73,538.42	84,777.26	124,890	1.00	127,971	1.00	127,971	127,971	1.00
100.2320.0113	Administrator Salaries	177,480.79	397,044.19	361,929	2.00	190,565	1.00	190,565	190,565	1.00
100.2320.0131	Ext Hrs - Classified	534.30	860.71	500	-	800	-	800	800	-
100.2320.0142	Cell Phone Stipend	1,800.00	1,675.00	1,890	-	2,996	-	2,996	2,996	-
100.2320.0211	PERS - Employer Contribution	64,011.83	109,797.86	131,846	-	82,185	-	82,185	82,185	-
100.2320.0212	PERS Pick-Up - Employee Contribution	15,224.19	25,154.49	29,209	-	14,592	-	14,592	14,592	-
100.2320.0220	FICA (SS & Medicare)	17,290.59	35,181.59	37,242	-	24,979	-	24,979	24,979	-
100.2320.0231	Worker's Compensation	901.87	1,562.30	16,939	-	5,714	-	5,714	5,714	-
100.2320.0241	Deferred Compensation	-	6,000.00	-	-	-	-	-	-	-
100.2320.0243	OEBB Admin Insurance	34,127.72	64,630.62	81,018	-	56,180	-	56,180	56,180	-
100.2320.0248	OEBB Classified Insurance	-	1,687.18	9,538	-	9,648	-	9,648	9,648	-
100.2320.0253	Paid Leave Oregon	-	-	-	-	3,592	-	3,592	3,592	-
100.2320.0324	Rentals	-	-	5,000	-	5,000	-	5,000	5,000	-
100.2320.0342	Travel - Out of District	1,307.84	13,059.94	12,000	-	10,000	-	10,000	10,000	-
100.2320.0353	Postage	-	-	-	-	100	-	100	100	-
100.2320.0354	Advertising	229.94	39.00	250	-	250	-	250	250	-
100.2320.0355	Printing & Binding	696.00	575.00	1,000	-	1,000	-	1,000	1,000	-
100.2320.0390	Other Purchased Services	35.00	1,164.62	20,000	-	15,000	-	15,000	15,000	-
100.2320.0410	Consumable Supplies	24,313.52	11,783.16	15,000	-	15,000	-	15,000	15,000	-
100.2320.0440	Periodicals	-	164.98	750	-	750	-	750	750	-
100.2320.0460	Non-Consumable Supplies	88.99	1,127.80	1,500	-	1,500	-	1,500	1,500	-
100.2320.0470	Computer Software	-	26.98	500	-	500	-	500	500	-
100.2320.0480	Computer Hardware	-	3,855.73	-	-	-	-	-	-	-
100.2320.0640	Dues and Fees	4,427.00	4,877.99	5,000	-	5,000	-	5,000	5,000	-
FUNCTION: Executive Administration Services		416,008.00	765,046.40	856,001	3.00	573,322	2.00	573,322	573,322	2.00
100.2329.0130	Ext Hrs - Licensed/Other	2,996.85	6,700.00	-	-	8,400	-	8,400	8,400	-
100.2329.0131	Ext Hrs - Classified	1,499.97	4,000.00	-	-	1,050	-	1,050	1,050	-
100.2329.0211	PERS - Employer Contribution	1,134.70	2,669.90	-	-	2,397	-	2,397	2,397	-
100.2329.0212	PERS Pick-Up - Employee Contribution	267.36	651.19	-	-	567	-	567	567	-
100.2329.0220	FICA (SS & Medicare)	337.07	824.15	-	-	720	-	720	720	-
100.2329.0231	Worker's Compensation	16.08	35.84	-	-	162	-	162	162	-
100.2329.0242	OEBB Licensed Insurance	146.94	-	-	-	-	-	-	-	-
100.2329.0253	Paid Leave Oregon	-	-	-	-	108	-	108	108	-
100.2329.0410	Consumable Supplies	2,462.83	4,466.25	20,000	-	20,000	-	20,000	20,000	-
100.2329.0460	Non-Consumable Supplies	3,513.12	-	-	-	-	-	-	-	-
FUNCTION: Staff Wellness Activities		12,374.92	19,347.33	20,000	-	33,404	-	33,404	33,404	-

Account	Description	Actuals 2122	Actuals 2223	Adopted 2324	Adopted		Proposed			Adopted FTE 2425
					FTE 2324	Proposed 2425	FTE 2425	Approved 2425	Adopted 2425	
100.2410.0111	Licensed Salaries	23,742.66	-	-	-	-	-	-	-	-
100.2410.0112	Classified Salaries	996,029.58	1,114,006.14	1,169,879	25.00	1,244,909	25.00	1,244,909	1,244,909	25.00
100.2410.0113	Administrator Salaries	1,967,999.54	2,070,398.76	2,104,475	17.00	2,304,475	17.00	2,304,475	2,304,475	17.00
100.2410.0114	Managerial Salaries	-	78,415.77	85,278	-	-	-	-	-	-
100.2410.0130	Ext Hrs - Licensed/Other	7,086.57	10,583.29	36,427	-	34,101	-	34,101	34,101	-
100.2410.0131	Ext Hrs - Classified	14,614.18	21,682.73	8,482	-	8,982	-	8,982	8,982	-
100.2410.0133	Ext Hrs - Translations	73.62	502.52	500	-	-	-	-	-	-
100.2410.0142	Cell Phone Stipend	12,018.99	9,250.96	8,580	-	6,060	-	6,060	6,060	-
100.2410.0211	PERS - Employer Contribution	750,007.68	801,326.32	872,833	-	960,472	-	960,472	960,472	-
100.2410.0212	PERS Pick-Up - Employee Contribution	179,295.52	194,536.11	201,778	-	222,926	-	222,926	222,926	-
100.2410.0220	FICA (SS & Medicare)	228,302.45	247,535.33	257,266	-	284,235	-	284,235	284,235	-
100.2410.0231	Worker's Compensation	11,062.80	11,027.54	117,655	-	65,023	-	65,023	65,023	-
100.2410.0242	OEBB Licensed Insurance	7,496.85	-	-	-	-	-	-	-	-
100.2410.0243	OEBB Admin Insurance	332,494.50	330,424.43	465,166	-	505,620	-	505,620	505,620	-
100.2410.0245	Supt Mileage Stipend	1,266.68	-	-	-	-	-	-	-	-
100.2410.0248	OEBB Classified Insurance	470,783.03	473,142.70	476,919	-	471,546	-	471,546	471,546	-
100.2410.0253	Paid Leave Oregon	-	-	-	-	40,870	-	40,870	40,870	-
100.2410.0322	Repair & Maintenance	7,813.99	884.85	3,188	-	2,988	-	2,988	2,988	-
100.2410.0324	Rentals	40,599.40	23,925.37	30,320	-	27,820	-	27,820	27,820	-
100.2410.0341	Travel - Local in District	75.00	-	-	-	-	-	-	-	-
100.2410.0342	Travel - Out of District	4,983.12	12,751.60	21,988	-	26,543	-	26,543	26,543	-
100.2410.0350	Communication	-	94.92	-	-	-	-	-	-	-
100.2410.0353	Postage	23,441.94	16,079.69	18,476	-	21,476	-	21,476	21,476	-
100.2410.0355	Printing & Binding	2,788.00	1,168.00	6,744	-	7,744	-	7,744	7,744	-
100.2410.0390	Other Purchased Services	11,758.86	5,919.32	5,194	-	2,194	-	2,194	2,194	-
100.2410.0410	Consumable Supplies	41,814.85	41,367.90	35,228	-	41,323	-	41,323	41,323	-
100.2410.0420	Textbooks	20.00	-	-	-	-	-	-	-	-
100.2410.0440	Periodicals	-	-	398	-	398	-	398	398	-
100.2410.0460	Non-Consumable Supplies	11,089.56	6,674.46	15,976	-	11,476	-	11,476	11,476	-
100.2410.0470	Computer Software	1,902.76	4,308.31	1,000	-	1,492	-	1,492	1,492	-
100.2410.0480	Computer Hardware	22,487.88	2,139.60	22,172	-	16,476	-	16,476	16,476	-
100.2410.0640	Dues and Fees	18,293.39	12,764.84	21,882	-	23,782	-	23,782	23,782	-
FUNCTION: Office of the Principal Services		5,189,343.40	5,490,911.46	5,987,804	42.00	6,332,931	42.00	6,332,931	6,332,931	42.00
100.2520.0112	Classified Salaries	281,660.97	326,038.95	342,617	4.00	365,890	4.00	365,890	365,890	4.00
100.2520.0113	Administrator Salaries	125,141.80	144,927.15	152,228	0.95	159,780	0.95	159,780	159,780	0.95
100.2520.0131	Ext Hrs - Classified	1,441.75	3,214.03	3,000	-	3,000	-	3,000	3,000	-
100.2520.0142	Cell Phone Stipend	1,574.64	862.44	720	-	1,080	-	1,080	1,080	-
100.2520.0211	PERS - Employer Contribution	101,609.78	117,876.08	128,838	-	134,505	-	134,505	134,505	-
100.2520.0212	PERS Pick-Up - Employee Contribution	24,550.86	28,466.37	29,691	-	31,607	-	31,607	31,607	-
100.2520.0220	FICA (SS & Medicare)	30,990.41	35,902.56	37,856	-	40,298	-	40,298	40,298	-
100.2520.0231	Worker's Compensation	1,501.45	1,575.50	17,319	-	9,216	-	9,216	9,216	-
100.2520.0243	OEBB Admin Insurance	117,131.84	120,428.11	134,894	-	139,045	-	139,045	139,045	-
100.2520.0253	Paid Leave Oregon	-	-	-	-	5,795	-	5,795	5,795	-
100.2520.0316	Data Processing Services	63,959.94	67,750.91	70,000	-	70,000	-	70,000	70,000	-
100.2520.0324	Rentals	-	452.08	-	-	-	-	-	-	-
100.2520.0342	Travel - Out of District	7,885.50	1,935.37	15,000	-	15,000	-	15,000	15,000	-
100.2520.0353	Postage	-	60.00	100	-	100	-	100	100	-
100.2520.0355	Printing & Binding	-	-	1,500	-	1,500	-	1,500	1,500	-
100.2520.0390	Other Purchased Services	1,274.81	-	2,000	-	2,000	-	2,000	2,000	-
100.2520.0410	Consumable Supplies	7,224.85	6,325.63	15,000	-	15,000	-	15,000	15,000	-
100.2520.0460	Non-Consumable Supplies	528.18	-	7,500	-	7,500	-	7,500	7,500	-
100.2520.0470	Computer Software	7,660.79	8,015.68	15,000	-	15,000	-	15,000	15,000	-
100.2520.0480	Computer Hardware	4,096.67	4,038.93	5,000	-	5,000	-	5,000	5,000	-
100.2520.0640	Dues and Fees	24,634.66	35,111.16	25,000	-	25,000	-	25,000	25,000	-
100.2520.0670	Taxes and Licenses	362.54	374.00	500	-	500	-	500	500	-
FUNCTION: Fiscal Services		803,231.44	903,354.95	1,003,763	4.95	1,046,816	4.95	1,046,816	1,046,816	4.95

Account	Description	Actuals 2122	Actuals 2223	Adopted 2324	Adopted		Proposed		Adopted FTE 2425	
					FTE 2324	Proposed 2425	FTE 2425	Approved 2425		
100.2528.0112	Classified Salaries	67,351.68	49,603.29	27,690	0.45	30,122	0.45	30,122	30,122	0.45
100.2528.0113	Administrator Salaries	131,686.75	152,510.00	160,273	1.00	168,190	1.00	168,190	168,190	1.00
100.2528.0130	Ext Hrs - Licensed/Other	-	-	2,000	-	2,000	-	2,000	2,000	-
100.2528.0131	Ext Hrs - Classified	1,704.07	1,984.90	2,000	-	2,000	-	2,000	2,000	-
100.2528.0142	Cell Phone Stipend	630.00	280.00	81	-	960	-	960	960	-
100.2528.0211	PERS - Employer Contribution	52,702.10	53,822.38	52,347	-	55,532	-	55,532	55,532	-
100.2528.0212	PERS Pick-Up - Employee Contribution	12,267.24	12,389.77	11,458	-	12,145	-	12,145	12,145	-
100.2528.0220	FICA (SS & Medicare)	15,514.46	15,543.83	14,609	-	15,486	-	15,486	15,486	-
100.2528.0231	Worker's Compensation	736.87	674.93	6,653	-	3,542	-	3,542	3,542	-
100.2528.0243	OEBB Admin Insurance	32,922.94	29,080.49	27,392	-	28,090	-	28,090	28,090	-
100.2528.0245	Supt Mileage Stipend	3,000.00	3,000.00	3,000	-	3,150	-	3,150	3,150	-
100.2528.0248	OEBB Classified Insurance	-	1,518.42	8,585	-	8,683	-	8,683	8,683	-
100.2528.0253	Paid Leave Oregon	-	-	-	-	2,227	-	2,227	2,227	-
100.2528.0342	Travel - Out of District	11,108.17	7,912.84	7,000	-	7,000	-	7,000	7,000	-
100.2528.0390	Other Purchased Services	21.98	169.57	45,400	-	45,400	-	45,400	45,400	-
100.2528.0410	Consumable Supplies	1,502.17	10,228.30	3,500	-	3,500	-	3,500	3,500	-
100.2528.0480	Computer Hardware	1,073.18	4,386.06	1,500	-	1,500	-	1,500	1,500	-
100.2528.0640	Dues and Fees	595.00	645.00	2,000	-	2,000	-	2,000	2,000	-
FUNCTION: Risk Management Services		332,816.61	343,749.78	375,488	1.45	391,527	1.45	391,527	391,527	1.45
100.2529.0210	PERS	(1,659.18)	10,459.39	-	-	-	-	-	-	-
100.2529.0232	Unemployment Compensation	51,514.55	-	-	-	-	-	-	-	-
100.2529.0390	Other Purchased Services	39,075.00	34,606.00	110,000	-	110,000	-	110,000	110,000	-
100.2529.0470	Computer Software	3,440.00	5,398.00	2,500	-	2,500	-	2,500	2,500	-
100.2529.0480	Computer Hardware	199.00	-	2,500	-	2,500	-	2,500	2,500	-
100.2529.0640	Dues and Fees	36,350.27	31,224.05	39,000	-	39,000	-	39,000	39,000	-
FUNCTION: Other Fiscal Services		128,919.64	81,687.44	154,000	-	154,000	-	154,000	154,000	-
100.2541.0112	Classified Salaries	47,606.40	57,817.20	61,262	1.00	66,642	1.00	66,642	66,642	1.00
100.2541.0113	Administrator Salaries	33.76	45.00	-	-	-	-	-	-	-
100.2541.0114	Managerial Salaries	166,919.70	140,911.96	105,291	2.00	103,915	1.00	103,915	103,915	1.00
100.2541.0131	Ext Hrs - Classified	-	543.25	1,500	-	1,500	-	1,500	1,500	-
100.2541.0142	Cell Phone Stipend	2,541.30	1,644.58	1,200	-	780	-	780	780	-
100.2541.0144	Retention Incentive	-	1,500.00	-	-	-	-	-	-	-
100.2541.0156	Additional Salary	-	2,820.72	-	-	-	-	-	-	-
100.2541.0211	PERS - Employer Contribution	52,456.23	49,256.22	43,207	-	42,885	-	42,885	42,885	-
100.2541.0212	PERS Pick-Up - Employee Contribution	13,265.10	10,760.99	10,179	-	10,281	-	10,281	10,281	-
100.2541.0220	FICA (SS & Medicare)	16,860.81	15,619.91	12,978	-	13,107	-	13,107	13,107	-
100.2541.0231	Worker's Compensation	2,343.20	2,151.05	5,894	-	2,999	-	2,999	2,999	-
100.2541.0243	OEBB Admin Insurance	40,272.64	30,716.54	53,800	-	28,090	-	28,090	28,090	-
100.2541.0245	Supt Mileage Stipend	3,000.00	1,250.00	3,000	-	-	-	-	-	-
100.2541.0248	OEBB Classified Insurance	18,412.38	19,432.78	19,077	-	19,296	-	19,296	19,296	-
100.2541.0253	Paid Leave Oregon	-	-	-	-	1,885	-	1,885	1,885	-
100.2541.0322	Repair & Maintenance	37,443.24	-	100,000	-	100,000	-	100,000	100,000	-
100.2541.0328	Garbage	1,104.45	1,175.00	2,100	-	1,500	-	1,500	1,500	-
100.2541.0342	Travel - Out of District	-	350.00	500	-	460	-	460	460	-
100.2541.0354	Advertising	617.10	384.78	-	-	500	-	500	500	-
100.2541.0355	Printing & Binding	144.00	109.00	1,000	-	500	-	500	500	-
100.2541.0382	Legal Services	-	-	5,000	-	5,000	-	5,000	5,000	-
100.2541.0390	Other Purchased Services	3,750.00	-	7,000	-	1,500	-	1,500	1,500	-
100.2541.0410	Consumable Supplies	1,528.90	1,121.67	4,000	-	3,000	-	3,000	3,000	-
100.2541.0460	Non-Consumable Supplies	2,421.08	-	5,000	-	2,500	-	2,500	2,500	-
100.2541.0470	Computer Software	15,658.40	16,706.33	16,000	-	1,750	-	1,750	1,750	-
100.2541.0480	Computer Hardware	3,044.51	-	6,000	-	2,000	-	2,000	2,000	-
100.2541.0541	Initial and Additional Equipment Purchase	1,725.00	-	-	-	-	-	-	-	-
100.2541.0640	Dues and Fees	1,103.00	280.00	500	-	300	-	300	300	-
FUNCTION: Service Area Direction - Facilities		432,251.20	354,596.98	464,488	3.00	410,390	2.00	410,390	410,390	2.00

Account	Description	Actuals 2122	Actuals 2223	Adopted 2324	Adopted		Proposed		Adopted 2425	Adopted FTE 2425
					FTE 2324	Proposed 2425	FTE 2425	Approved 2425		
100.2542.0112	Classified Salaries	1,186,565.14	1,323,557.90	1,384,907	30.00	1,767,920	30.00	1,767,920	1,767,920	30.00
100.2542.0142	Cell Phone Stipend	3,320.00	4,065.00	3,360	-	5,100	-	5,100	5,100	-
100.2542.0144	Retention Incentive	-	13,000.00	-	-	-	-	-	-	-
100.2542.0160	Ext Hrs - Custodians	50,021.87	51,153.45	1,800	-	-	-	-	-	-
100.2542.0161	Ext Hrs - Facility Use (Out)	4,156.98	5,716.71	-	-	-	-	-	-	-
100.2542.0162	Ext Hrs - Grounds/Maintenance	587.10	-	1,100	-	-	-	-	-	-
100.2542.0163	Ext Hrs - Sonitrol/Security	1,312.31	476.01	900	-	-	-	-	-	-
100.2542.0164	Ext Hrs - Facility Use (P&R)	1,355.05	2,535.00	-	-	-	-	-	-	-
100.2542.0211	PERS - Employer Contribution	278,156.22	328,224.59	353,784	-	449,784	-	449,784	449,784	-
100.2542.0212	PERS Pick-Up - Employee Contribution	68,437.07	81,029.57	83,095	-	106,383	-	106,383	106,383	-
100.2542.0220	FICA (SS & Medicare)	95,426.85	106,997.49	105,945	-	135,640	-	135,640	135,640	-
100.2542.0231	Worker's Compensation	32,833.52	31,804.53	48,471	-	31,035	-	31,035	31,035	-
100.2542.0248	OEBB Classified Insurance	343,306.99	384,233.43	476,920	-	578,880	-	578,880	578,880	-
100.2542.0253	Paid Leave Oregon	-	-	-	-	19,511	-	19,511	19,511	-
100.2542.0322	Repair & Maintenance	-	1,672.60	30,000	-	40,000	-	40,000	40,000	-
100.2542.0324	Rentals	4,750.34	6,358.39	24,200	-	25,000	-	25,000	25,000	-
100.2542.0325	Electricity	631,992.31	701,546.82	789,990	-	910,250	-	910,250	910,250	-
100.2542.0326	Fuel	188,665.30	256,174.28	235,830	-	260,250	-	260,250	260,250	-
100.2542.0327	Water and Sewage	151,957.53	147,838.48	189,948	-	199,200	-	199,200	199,200	-
100.2542.0328	Garbage	212,790.20	225,732.61	265,987	-	279,000	-	279,000	279,000	-
100.2542.0341	Travel - Local in District	-	255.50	-	-	350	-	350	350	-
100.2542.0351	Telephone	4,520.74	12,132.74	5,651	-	5,800	-	5,800	5,800	-
100.2542.0390	Other Purchased Services	-	230,678.04	75,000	-	70,000	-	70,000	70,000	-
100.2542.0410	Consumable Supplies	204,005.84	234,475.02	225,000	-	175,000	-	175,000	175,000	-
100.2542.0460	Non-Consumable Supplies	-	8,980.56	-	-	-	-	-	-	-
100.2542.0653	Property Insurance Premiums	291,157.00	328,710.00	340,000	-	480,000	-	480,000	480,000	-
FUNCTION: Care and Upkeep of Buildings Services		3,755,318.36	4,487,348.72	4,641,888	30.00	5,539,103	30.00	5,539,103	5,539,103	30.00
100.2543.0112	Classified Salaries	296,868.32	309,014.05	337,859	6.00	367,528	6.00	367,528	367,528	6.00
100.2543.0133	Ext Hrs - Translations	-	-	340	-	350	-	350	350	-
100.2543.0142	Cell Phone Stipend	3,600.00	3,050.00	3,000	-	3,000	-	3,000	3,000	-
100.2543.0144	Retention Incentive	-	2,500.00	-	-	-	-	-	-	-
100.2543.0160	Ext Hrs - Custodians	173.05	20.51	200	-	-	-	-	-	-
100.2543.0162	Ext Hrs - Grounds/Maintenance	3,947.43	8,342.50	5,000	-	-	-	-	-	-
100.2543.0163	Ext Hrs - Sonitrol/Security	2,940.79	5,068.53	3,000	-	-	-	-	-	-
100.2543.0211	PERS - Employer Contribution	72,317.36	72,335.73	87,796	-	94,678	-	94,678	94,678	-
100.2543.0212	PERS Pick-Up - Employee Contribution	17,859.67	17,815.77	20,272	-	22,232	-	22,232	22,232	-
100.2543.0220	FICA (SS & Medicare)	23,285.00	24,931.05	25,846	-	28,346	-	28,346	28,346	-
100.2543.0231	Worker's Compensation	7,106.86	6,294.17	11,825	-	6,488	-	6,488	6,488	-
100.2543.0243	OEBB Admin Insurance	-	(1.69)	-	-	-	-	-	-	-
100.2543.0248	OEBB Classified Insurance	94,581.72	98,836.15	114,461	-	115,776	-	115,776	115,776	-
100.2543.0253	Paid Leave Oregon	-	-	-	-	4,077	-	4,077	4,077	-
100.2543.0322	Repair & Maintenance	60,207.26	71,374.86	96,500	-	85,000	-	85,000	85,000	-
100.2543.0324	Rentals	543.13	-	-	-	-	-	-	-	-
100.2543.0342	Travel - Out of District	800.00	470.00	2,000	-	1,200	-	1,200	1,200	-
100.2543.0410	Consumable Supplies	29,170.04	39,183.96	60,000	-	50,000	-	50,000	50,000	-
100.2543.0412	Tire Repair	467.89	361.92	1,500	-	2,400	-	2,400	2,400	-
100.2543.0541	Initial and Additional Equipment Purchase	2,879.07	-	20,000	-	10,000	-	10,000	10,000	-
100.2543.0640	Dues and Fees	100.00	2,761.00	-	-	500	-	500	500	-
FUNCTION: Care and Upkeep of Grounds Services		616,847.59	662,358.51	789,599	6.00	791,575	6.00	791,575	791,575	6.00

Account	Description	Actuals 2122	Actuals 2223	Adopted 2324	Adopted		Proposed		Adopted FTE 2425	
					FTE 2324	Proposed 2425	FTE 2425	Approved 2425		
100.2544.0112	Classified Salaries	156,773.30	180,475.92	193,662	3.00	210,668	3.00	210,668	210,668	3.00
100.2544.0142	Cell Phone Stipend	1,050.00	1,200.00	1,800	-	1,800	-	1,800	1,800	-
100.2544.0144	Retention Incentive	-	1,500.00	-	-	-	-	-	-	-
100.2544.0161	Ext Hrs - Facility Use (Out)	451.68	656.31	-	-	-	-	-	-	-
100.2544.0162	Ext Hrs - Grounds/Maintenance	8,811.19	9,027.18	7,500	-	-	-	-	-	-
100.2544.0163	Ext Hrs - Sonitrol/Security	7,915.44	11,227.60	7,500	-	-	-	-	-	-
100.2544.0211	PERS - Employer Contribution	34,965.68	48,445.02	48,474	-	53,180	-	53,180	53,180	-
100.2544.0212	PERS Pick-Up - Employee Contribution	8,844.58	12,254.23	11,620	-	12,748	-	12,748	12,748	-
100.2544.0220	FICA (SS & Medicare)	13,270.48	15,503.26	14,815	-	16,254	-	16,254	16,254	-
100.2544.0231	Worker's Compensation	3,689.93	3,446.63	6,778	-	3,720	-	3,720	3,720	-
100.2544.0248	OEBB Classified Insurance	60,301.17	62,059.36	57,230	-	57,888	-	57,888	57,888	-
100.2544.0253	Paid Leave Oregon	-	-	-	-	2,338	-	2,338	2,338	-
100.2544.0322	Repair & Maintenance	563,943.37	925,986.06	750,000	-	685,000	-	685,000	685,000	-
100.2544.0324	Rentals	7,919.62	9,531.13	19,000	-	20,000	-	20,000	20,000	-
100.2544.0354	Advertising	-	10.00	-	-	-	-	-	-	-
100.2544.0383	Architect/Engineer Services	10,322.14	4,612.05	-	-	20,000	-	20,000	20,000	-
100.2544.0390	Other Purchased Services	5,475.00	27,304.91	5,475	-	5,000	-	5,000	5,000	-
100.2544.0410	Consumable Supplies	62,491.34	105,548.05	125,000	-	122,000	-	122,000	122,000	-
100.2544.0411	Gasoline	2,985.08	40.00	-	-	-	-	-	-	-
100.2544.0460	Non-Consumable Supplies	-	-	3,800	-	-	-	-	-	-
100.2544.0520	Buildings Acquisition	1,541,069.46	85,441.61	-	-	35,000	-	35,000	35,000	-
100.2544.0541	Initial and Additional Equipment Purchase	-	37,792.30	-	-	-	-	-	-	-
100.2544.0640	Dues and Fees	84.00	505.50	700	-	1,000	-	1,000	1,000	-
100.2544.0653	Property Insurance Premiums	28,343.00	32,309.00	36,000	-	36,000	-	36,000	36,000	-
100.2544.0670	Taxes and Licenses	544.32	3,759.92	2,300	-	1,300	-	1,300	1,300	-
FUNCTION: Maintenance		2,519,250.78	1,578,636.04	1,291,654	3.00	1,283,896	3.00	1,283,896	1,283,896	3.00
100.2545.0322	Repair & Maintenance	5,598.59	8,570.38	9,000	-	9,000	-	9,000	9,000	-
100.2545.0411	Gasoline	20,948.54	20,463.13	20,000	-	21,000	-	21,000	21,000	-
100.2545.0412	Tire Repair	633.94	-	-	-	2,400	-	2,400	2,400	-
FUNCTION: Purchase/Repair of Maintenance Vehicles		27,181.07	29,033.51	29,000	-	32,400	-	32,400	32,400	-
100.2546.0390	Other Purchased Services	1,218.50	4,682.45	6,000	-	6,000	-	6,000	6,000	-
FUNCTION: Security Services		1,218.50	4,682.45	6,000	-	6,000	-	6,000	6,000	-
100.2552.0112	Classified Salaries	2,189.28	1,880.70	3,077	0.05	3,347	0.05	3,347	3,347	0.05
100.2552.0113	Administrator Salaries	6,586.56	7,627.91	8,063	0.05	8,409	0.05	8,409	8,409	0.05
100.2552.0131	Ext Hrs - Classified	20.22	-	-	-	-	-	-	-	-
100.2552.0142	Cell Phone Stipend	45.00	7.50	9	-	180	-	180	180	-
100.2552.0211	PERS - Employer Contribution	2,098.38	2,267.18	2,788	-	2,988	-	2,988	2,988	-
100.2552.0212	PERS Pick-Up - Employee Contribution	530.56	573.44	668	-	717	-	717	717	-
100.2552.0220	FICA (SS & Medicare)	670.09	725.82	852	-	913	-	913	913	-
100.2552.0231	Worker's Compensation	32.28	31.34	389	-	209	-	209	209	-
100.2552.0243	OEBB Admin Insurance	1,252.78	1,281.33	1,370	-	1,404	-	1,404	1,404	-
100.2552.0248	OEBB Classified Insurance	956.04	500.13	954	-	966	-	966	966	-
100.2552.0253	Paid Leave Oregon	-	-	-	-	132	-	132	132	-
100.2552.0331	Reimbursable Student Transportation	2,097,498.73	2,534,214.81	2,470,000	-	2,599,553	-	2,599,553	2,599,553	-
100.2552.0332	Non-Reimbursable Student Transportation	66,694.07	83,323.64	66,100	-	81,500	-	81,500	81,500	-
100.2552.0341	Travel - Local in District	114.01	-	150	-	150	-	150	150	-
100.2552.0342	Travel - Out of District	-	-	150	-	150	-	150	150	-
FUNCTION: Vehicle Operation Services		2,178,688.00	2,632,433.80	2,554,570	0.10	2,700,618	0.10	2,700,618	2,700,618	0.10
100.2554.0322	Repair & Maintenance	3,756.25	5,503.59	5,000	-	5,000	-	5,000	5,000	-
100.2554.0410	Consumable Supplies	241.96	-	500	-	500	-	500	500	-
100.2554.0411	Gasoline	6,525.81	4,344.24	9,000	-	10,000	-	10,000	10,000	-
100.2554.0412	Tire Repair	-	1,681.66	300	-	2,400	-	2,400	2,400	-
FUNCTION: Student Transportation Repair & Maintenance of Veh		10,524.02	11,529.49	14,800	-	17,900	-	17,900	17,900	-

Account	Description	Adopted				Proposed			Adopted FTE	
		Actuals 2122	Actuals 2223	Adopted 2324	FTE 2324	Proposed 2425	FTE 2425	Approved 2425	Adopted 2425	2425
100.2558.0112	Classified Salaries	31,079.88	34,994.88	38,377	0.50	34,955	0.50	34,955	34,955	0.50
100.2558.0131	Ext Hrs - Classified	1,082.89	600.61	500	-	500	-	500	500	-
100.2558.0142	Cell Phone Stipend	300.00	300.00	300	-	600	-	600	600	-
100.2558.0211	PERS - Employer Contribution	7,700.16	8,520.85	9,606	-	8,899	-	8,899	8,899	-
100.2558.0212	PERS Pick-Up - Employee Contribution	1,947.78	2,155.35	2,303	-	2,133	-	2,133	2,133	-
100.2558.0220	FICA (SS & Medicare)	2,463.06	2,718.83	2,936	-	2,720	-	2,720	2,720	-
100.2558.0231	Worker's Compensation	120.36	119.99	1,343	-	623	-	623	623	-
100.2558.0248	OEBB Classified Insurance	8,867.70	9,029.72	9,538	-	9,648	-	9,648	9,648	-
100.2558.0253	Paid Leave Oregon	-	-	-	-	392	-	392	392	-
100.2558.0331	Reimbursable Student Transportation	585,504.85	791,406.06	950,000	-	950,000	-	950,000	950,000	-
100.2558.0332	Non-Reimbursable Student Transportation	-	1,203.85	-	-	-	-	-	-	-
100.2558.0410	Consumable Supplies	567.49	384.66	3,000	-	3,000	-	3,000	3,000	-
FUNCTION: Special Education Transportation Services		639,634.17	851,434.80	1,017,903	0.50	1,013,470	0.50	1,013,470	1,013,470	0.50
100.2572.0133	Ext Hrs - Translations	-	1,830.00	-	-	-	-	-	-	-
100.2572.0322	Repair & Maintenance	752.50	1,044.83	1,500	-	1,800	-	1,800	1,800	-
100.2572.0324	Rentals	7,797.08	7,529.14	7,500	-	87,500	-	87,500	87,500	-
100.2572.0353	Postage	12,895.35	4,695.68	10,000	-	8,000	-	8,000	8,000	-
100.2572.0355	Printing & Binding	9,504.00	4,934.00	8,000	-	7,000	-	7,000	7,000	-
100.2572.0410	Consumable Supplies	-	968.16	5,000	-	3,000	-	3,000	3,000	-
100.2572.0440	Periodicals	-	-	600	-	600	-	600	600	-
100.2572.0460	Non-Consumable Supplies	-	-	500	-	5,000	-	5,000	5,000	-
100.2572.0640	Dues and Fees	558.00	1,948.00	1,750	-	1,750	-	1,750	1,750	-
FUNCTION: Purchasing Services		31,506.93	22,949.81	34,850	-	114,650	-	114,650	114,650	-
100.2573.0112	Classified Salaries	36.86	-	-	-	-	-	-	-	-
100.2573.0211	PERS - Employer Contribution	8.75	-	-	-	-	-	-	-	-
100.2573.0212	PERS Pick-Up - Employee Contribution	2.21	-	-	-	-	-	-	-	-
100.2573.0220	FICA (SS & Medicare)	2.83	-	-	-	-	-	-	-	-
100.2573.0231	Worker's Compensation	1.43	-	-	-	-	-	-	-	-
FUNCTION: Warehousing and Distributing Services		52.08	-	-	-	-	-	-	-	-
100.2630.0130	Ext Hrs - Licensed/Other	411.51	-	1,000	-	1,000	-	1,000	1,000	-
100.2630.0131	Ext Hrs - Classified	118.14	93.82	2,500	-	2,500	-	2,500	2,500	-
100.2630.0133	Ext Hrs - Translations	-	139.32	-	-	-	-	-	-	-
100.2630.0211	PERS - Employer Contribution	132.90	60.68	-	-	-	-	-	-	-
100.2630.0212	PERS Pick-Up - Employee Contribution	31.78	14.00	-	-	-	-	-	-	-
100.2630.0220	FICA (SS & Medicare)	40.33	17.74	-	-	-	-	-	-	-
100.2630.0231	Worker's Compensation	1.95	0.79	-	-	-	-	-	-	-
100.2630.0353	Postage	-	-	3,500	-	3,500	-	3,500	3,500	-
100.2630.0354	Advertising	-	200.00	600	-	600	-	600	600	-
100.2630.0355	Printing & Binding	-	442.00	5,000	-	5,000	-	5,000	5,000	-
100.2630.0390	Other Purchased Services	-	21,721.00	1,000	-	1,000	-	1,000	1,000	-
100.2630.0410	Consumable Supplies	-	-	1,000	-	1,000	-	1,000	1,000	-
100.2630.0440	Periodicals	-	29.97	-	-	-	-	-	-	-
FUNCTION: Information Services		736.61	22,719.32	14,600	-	14,600	-	14,600	14,600	-
100.2633.0114	Managerial Salaries	31,970.84	60,780.05	72,651	1.00	76,222	1.00	76,222	76,222	1.00
100.2633.0133	Ext Hrs - Translations	2,253.98	214.46	5,000	-	5,000	-	5,000	5,000	-
100.2633.0142	Cell Phone Stipend	300.00	825.00	900	-	-	-	-	-	-
100.2633.0211	PERS - Employer Contribution	8,234.04	14,488.96	18,185	-	19,078	-	19,078	19,078	-
100.2633.0212	PERS Pick-Up - Employee Contribution	2,073.85	3,665.01	4,359	-	4,573	-	4,573	4,573	-
100.2633.0220	FICA (SS & Medicare)	2,502.32	4,360.48	5,558	-	5,831	-	5,831	5,831	-
100.2633.0231	Worker's Compensation	128.79	208.80	2,542	-	1,334	-	1,334	1,334	-
100.2633.0243	OEBB Admin Insurance	8,302.73	15,088.66	26,900	-	28,090	-	28,090	28,090	-
100.2633.0253	Paid Leave Oregon	-	-	-	-	838	-	838	838	-
100.2633.0342	Travel - Out of District	2,506.18	326.94	5,000	-	5,000	-	5,000	5,000	-
100.2633.0390	Other Purchased Services	535.74	16,088.66	17,500	-	17,500	-	17,500	17,500	-
100.2633.0410	Consumable Supplies	440.37	631.30	4,000	-	4,000	-	4,000	4,000	-
100.2633.0460	Non-Consumable Supplies	2,086.00	4,367.30	1,500	-	1,500	-	1,500	1,500	-
100.2633.0470	Computer Software	545.23	-	2,500	-	2,500	-	2,500	2,500	-
100.2633.0480	Computer Hardware	1,399.00	-	2,000	-	2,000	-	2,000	2,000	-
100.2633.0640	Dues and Fees	1,283.00	372.99	5,000	-	5,000	-	5,000	5,000	-
FUNCTION: Public Information Services		64,562.07	121,418.61	173,595	1.00	178,466	1.00	178,466	178,466	1.00

Account	Description	Actuals 2122	Actuals 2223	Adopted 2324	Adopted		Proposed		Adopted 2425	Adopted FTE 2425
					FTE 2324	Proposed 2425	FTE 2425	Approved 2425		
100.2640.0112	Classified Salaries	139,789.09	205,305.70	254,125	3.00	270,161	3.00	270,161	270,161	3.00
100.2640.0113	Administrator Salaries	125,611.01	148,384.50	160,310	1.00	168,190	1.00	168,190	168,190	1.00
100.2640.0130	Ext Hrs - Licensed/Other	-	1,613.48	-	-	-	-	-	-	-
100.2640.0131	Ext Hrs - Classified	15,646.50	19,789.02	10,000	-	10,000	-	10,000	10,000	-
100.2640.0133	Ext Hrs - Translations	558.50	-	500	-	500	-	500	500	-
100.2640.0142	Cell Phone Stipend	1,257.27	432.67	540	-	540	-	540	540	-
100.2640.0211	PERS - Employer Contribution	69,447.50	96,636.71	110,813	-	117,286	-	117,286	117,286	-
100.2640.0212	PERS Pick-Up - Employee Contribution	16,935.24	22,539.12	24,866	-	26,333	-	26,333	26,333	-
100.2640.0220	FICA (SS & Medicare)	21,459.86	28,579.33	31,704	-	33,576	-	33,576	33,576	-
100.2640.0231	Worker's Compensation	1,018.97	1,229.32	14,494	-	7,680	-	7,680	7,680	-
100.2640.0243	OEBB Admin Insurance	54,444.62	73,420.54	109,046	-	112,360	-	112,360	112,360	-
100.2640.0253	Paid Leave Oregon	-	-	-	-	4,827	-	4,827	4,827	-
100.2640.0322	Repair & Maintenance	-	-	600	-	600	-	600	600	-
100.2640.0341	Travel - Local in District	768.69	-	-	-	-	-	-	-	-
100.2640.0342	Travel - Out of District	19,143.30	7,001.37	20,000	-	20,000	-	20,000	20,000	-
100.2640.0354	Advertising	225.06	-	1,000	-	1,000	-	1,000	1,000	-
100.2640.0355	Printing & Binding	632.00	288.00	500	-	500	-	500	500	-
100.2640.0390	Other Purchased Services	20,346.50	17,211.46	30,000	-	30,000	-	30,000	30,000	-
100.2640.0410	Consumable Supplies	6,322.57	8,680.07	4,500	-	4,500	-	4,500	4,500	-
100.2640.0460	Non-Consumable Supplies	148.00	-	6,000	-	6,000	-	6,000	6,000	-
100.2640.0470	Computer Software	17,115.24	18,407.15	50,000	-	25,000	-	25,000	25,000	-
100.2640.0480	Computer Hardware	-	991.05	-	-	-	-	-	-	-
100.2640.0640	Dues and Fees	8,176.00	10,902.75	5,000	-	10,000	-	10,000	10,000	-
FUNCTION: Staff Services		519,045.92	661,412.24	833,998	4.00	849,053	4.00	849,053	849,053	4.00
100.2645.0130	Ext Hrs - Licensed/Other	3,366.24	4,049.27	5,500	-	5,500	-	5,500	5,500	-
100.2645.0131	Ext Hrs - Classified	3,559.89	4,558.42	4,500	-	4,500	-	4,500	4,500	-
100.2645.0211	PERS - Employer Contribution	1,544.12	2,004.28	-	-	-	-	-	-	-
100.2645.0212	PERS Pick-Up - Employee Contribution	373.02	490.40	-	-	-	-	-	-	-
100.2645.0220	FICA (SS & Medicare)	525.08	651.96	-	-	-	-	-	-	-
100.2645.0231	Worker's Compensation	28.09	39.44	-	-	-	-	-	-	-
100.2645.0242	OEBB Licensed Insurance	-	22.64	-	-	-	-	-	-	-
100.2645.0390	Other Purchased Services	5,040.00	9,050.00	7,500	-	7,500	-	7,500	7,500	-
FUNCTION: Staff Health Services		14,436.44	20,866.41	17,500	-	17,500	-	17,500	17,500	-
100.2646.0130	Ext Hrs - Licensed/Other	215.12	280.60	-	-	-	-	-	-	-
100.2646.0131	Ext Hrs - Classified	205.88	404.08	-	-	-	-	-	-	-
100.2646.0211	PERS - Employer Contribution	100.73	169.61	-	-	-	-	-	-	-
100.2646.0212	PERS Pick-Up - Employee Contribution	25.26	41.06	-	-	-	-	-	-	-
100.2646.0220	FICA (SS & Medicare)	32.22	52.20	-	-	-	-	-	-	-
100.2646.0231	Worker's Compensation	1.53	2.28	-	-	-	-	-	-	-
100.2646.0410	Consumable Supplies	-	-	6,000	-	6,000	-	6,000	6,000	-
FUNCTION: Safety		580.74	949.83	6,000	-	6,000	-	6,000	6,000	-
100.2649.0111	Licensed Salaries	6,215.64	29,348.82	32,573	0.35	34,202	0.35	34,202	34,202	0.35
100.2649.0211	PERS - Employer Contribution	1,474.33	7,874.26	9,078	-	9,532	-	9,532	9,532	-
100.2649.0212	PERS Pick-Up - Employee Contribution	372.96	1,760.94	1,954	-	2,052	-	2,052	2,052	-
100.2649.0220	FICA (SS & Medicare)	475.49	2,245.18	2,492	-	2,616	-	2,616	2,616	-
100.2649.0231	Worker's Compensation	22.26	96.46	1,140	-	599	-	599	599	-
100.2649.0242	OEBB Licensed Insurance	1,282.64	6,419.33	6,636	-	6,741	-	6,741	6,741	-
100.2649.0253	Paid Leave Oregon	-	-	-	-	376	-	376	376	-
100.2649.0390	Other Purchased Services	-	-	1,030	-	1,030	-	1,030	1,030	-
FUNCTION: Other Staff Services		9,843.32	47,744.99	54,903	0.35	57,148	0.35	57,148	57,148	0.35

Account	Description	Actuals 2122	Actuals 2223	Adopted		Proposed			Adopted FTE	
				Adopted 2324	FTE 2324	Proposed 2425	FTE 2425	Approved 2425	Adopted 2425	2425
100.2660.0112	Classified Salaries	421,823.44	369,648.57	598,999	9.00	633,219	7.00	633,219	633,219	7.00
100.2660.0113	Administrator Salaries	25,930.50	132,018.75	160,298	1.00	-	-	-	-	-
100.2660.0114	Managerial Salaries	-	-	-	-	127,125	1.00	127,125	127,125	1.00
100.2660.0124	Temporary - Classified	-	242,111.98	-	-	-	-	-	-	-
100.2660.0131	Ext Hrs - Classified	723.69	106.96	1,200	-	1,000	-	1,000	1,000	-
100.2660.0133	Ext Hrs - Translations	-	245.27	1,000	-	500	-	500	500	-
100.2660.0142	Cell Phone Stipend	4,149.72	6,075.00	5,100	-	2,700	-	2,700	2,700	-
100.2660.0144	Retention Incentive	-	4,000.00	-	-	-	-	-	-	-
100.2660.0211	PERS - Employer Contribution	86,286.03	179,149.36	200,256	-	212,595	-	212,595	212,595	-
100.2660.0212	PERS Pick-Up - Employee Contribution	21,064.81	42,798.98	45,551	-	48,247	-	48,247	48,247	-
100.2660.0220	FICA (SS & Medicare)	34,212.03	57,079.19	58,077	-	61,515	-	61,515	61,515	-
100.2660.0231	Worker's Compensation	1,693.27	2,540.10	24,131	-	14,074	-	14,074	14,074	-
100.2660.0243	OEBB Admin Insurance	3,616.90	47,931.37	27,392	-	28,090	-	28,090	28,090	-
100.2660.0248	OEBB Classified Insurance	118,898.27	103,828.58	195,160	-	161,454	-	161,454	161,454	-
100.2660.0253	Paid Leave Oregon	-	-	-	-	8,846	-	8,846	8,846	-
100.2660.0322	Repair & Maintenance	35,001.75	213,836.50	350,000	-	79,200	-	79,200	79,200	-
100.2660.0324	Rentals	1,883.04	2,893.16	5,700	-	5,000	-	5,000	5,000	-
100.2660.0341	Travel - Local in District	193.66	-	2,000	-	2,000	-	2,000	2,000	-
100.2660.0342	Travel - Out of District	-	10,392.43	10,000	-	13,000	-	13,000	13,000	-
100.2660.0350	Communication	-	-	500	-	70,000	-	70,000	70,000	-
100.2660.0351	Telephone	-	37,443.10	200,000	-	40,000	-	40,000	40,000	-
100.2660.0353	Postage	12.67	166.01	200	-	200	-	200	200	-
100.2660.0355	Printing & Binding	84.00	-	50,000	-	70,000	-	70,000	70,000	-
100.2660.0359	Other Communication Services	-	91,763.36	50,000	-	150,000	-	150,000	150,000	-
100.2660.0390	Other Purchased Services	3,782.43	26,500.00	10,000	-	10,000	-	10,000	10,000	-
100.2660.0410	Consumable Supplies	101,046.47	18,185.24	115,000	-	40,000	-	40,000	40,000	-
100.2660.0440	Periodicals	-	-	100	-	100	-	100	100	-
100.2660.0460	Non-Consumable Supplies	10,791.85	125.23	60,000	-	30,000	-	30,000	30,000	-
100.2660.0470	Computer Software	123,320.49	111,466.60	200,000	-	200,000	-	200,000	200,000	-
100.2660.0480	Computer Hardware	42,787.74	108,437.89	300,000	-	200,000	-	200,000	200,000	-
100.2660.0640	Dues and Fees	-	680.00	1,000	-	1,200	-	1,200	1,200	-
FUNCTION: Technology Services		1,037,302.76	1,809,423.63	2,671,664	10.00	2,210,065	8.00	2,210,065	2,210,065	8.00
100.2669.0359	Other Communication Services	73,385.77	-	60,000	-	55,000	-	55,000	55,000	-
100.2669.0480	Computer Hardware	-	68,613.07	-	-	-	-	-	-	-
FUNCTION: Other Technology Services		73,385.77	68,613.07	60,000	-	55,000	-	55,000	55,000	-
100.3300.0130	Ext Hrs - Licensed/Other	37.41	-	1,000	-	1,000	-	1,000	1,000	-
100.3300.0131	Ext Hrs - Classified	276.15	5,536.68	1,000	-	2,000	-	2,000	2,000	-
100.3300.0211	PERS - Employer Contribution	74.38	1,207.27	-	-	-	-	-	-	-
100.3300.0212	PERS Pick-Up - Employee Contribution	18.81	290.91	-	-	-	-	-	-	-
100.3300.0220	FICA (SS & Medicare)	23.97	418.97	-	-	-	-	-	-	-
100.3300.0231	Worker's Compensation	7.03	19.79	-	-	-	-	-	-	-
100.3300.0324	Rentals	-	-	500	-	500	-	500	500	-
100.3300.0342	Travel - Out of District	-	60.00	-	-	-	-	-	-	-
100.3300.0410	Consumable Supplies	532.29	-	2,000	-	4,500	-	4,500	4,500	-
100.3300.0640	Dues and Fees	3,766.00	-	3,500	-	-	-	-	-	-
FUNCTION: Community Services		4,736.04	7,533.62	8,000	-	8,000	-	8,000	8,000	-
100.5200.0710	Fund Modifications	1,101,700.00	1,285,700.00	1,791,200	-	1,335,800	-	1,335,800	1,335,800	-
FUNCTION: Transfers of Funds		1,101,700.00	1,285,700.00	1,791,200	-	1,335,800	-	1,335,800	1,335,800	-
100.6110.0810	Contingency	-	-	250,000	-	250,000	-	250,000	250,000	-
FUNCTION: Operating Contingency		-	-	250,000	-	250,000	-	250,000	250,000	-
100.7000.0820	Reserved for Next Year	-	-	6,500,000	-	4,430,646	-	4,430,646	4,430,646	-
FUNCTION: Unappropriated Ending Fund Balance		-	-	6,500,000	-	4,430,646	-	4,430,646	4,430,646	-
TOTAL		68,112,694.36	75,256,107.97	93,502,124	587.20	90,921,365	557.98	90,921,365	90,921,365	557.98

SPECIAL REVENUE

Account	Description	Resources					
		Actuals 2122	Actuals 2223	Adopted 2324	Proposed 2425	Approved 2425	Adopted 2425
200.0000.1700	Extra-Curricular Activities	123,636.06	196,112.29	450,000	450,000	450,000	450,000
200.0000.1920	Contributions and Donations From Private Sources	19,271.30	8,597.20	20,000	20,000	20,000	20,000
200.0000.1960	Recovery of Prior Years' Expenditure	402.71	14,648.73	-	-	-	-
200.0000.1990	Miscellaneous	276,303.76	476,360.50	300,000	300,000	300,000	300,000
200.0000.2200	Restricted Revenue	17,016.52	12,000.00	250,000	250,000	250,000	250,000
200.0000.3299	Other Restricted Grants-In-Aid	8,285,302.62	8,199,628.27	7,802,873	10,307,341	10,307,341	10,307,341
200.0000.4500	Restricted Rev From Fed Gov't Through State	5,839,767.86	15,418,285.74	19,745,116	7,505,057	7,505,057	7,505,057
200.0000.5200	Interfund Transfers	-	-	5,200	-	-	-
200.0000.5400	Resources - Beginning Fund Balance	(33.95)	(7,623,877.00)	-	-	-	-
TOTAL		\$14,561,666.88	\$16,701,755.73	28,573,189	18,832,398	18,832,398	18,832,398

Requirements

Account	Description	Actuals 2122	Actuals 2223	Adopted 2324	Adopted FTE 2324	Proposed 2425	Proposed FTE 2425	Approved 2425	Adopted 2425	Adopted FTE 2425
200.1111.0111	Licensed Salaries	120,231.39	424,038.96	225,713	2.45	195,441	2.00	195,441	195,441	2.00
200.1111.0112	Classified Salaries	162,796.78	199,892.84	239,414	8.00	292,177	9.00	292,177	292,177	9.00
200.1111.0121	Substitutes - Licensed	62,923.97	73,225.76	-	-	-	-	-	-	-
200.1111.0123	Temporary - Licensed	58,610.90	-	-	-	-	-	-	-	-
200.1111.0124	Temporary - Classified	476.64	-	-	-	-	-	-	-	-
200.1111.0125	In-District Subs (Licensed)	19,568.51	56,119.35	-	-	-	-	-	-	-
200.1111.0130	Ext Hrs - Licensed/Other	12,702.42	38,390.33	-	-	-	-	-	-	-
200.1111.0131	Ext Hrs - Classified	2,879.85	3,624.91	-	-	-	-	-	-	-
200.1111.0133	Ext Hrs - Translations	422.06	7,521.53	-	-	-	-	-	-	-
200.1111.0144	Retention Incentive	303,500.00	-	-	-	-	-	-	-	-
200.1111.0211	PERS - Employer Contribution	140,483.88	182,742.48	120,934	-	124,697	-	124,697	124,697	-
200.1111.0212	PERS Pick-Up - Employee Contribution	33,958.99	40,908.64	27,909	-	29,256	-	29,256	29,256	-
200.1111.0220	FICA (SS & Medicare)	55,748.72	59,929.85	35,580	-	40,723	-	40,723	40,723	-
200.1111.0231	Worker's Compensation	3,312.99	2,679.33	11,626	-	5,114	-	5,114	5,114	-
200.1111.0242	OEBB Licensed Insurance	34,533.49	93,994.49	46,449	-	38,518	-	38,518	38,518	-
200.1111.0248	OEBB Classified Insurance	71,168.56	134,659.37	152,614	-	173,664	-	173,664	173,664	-
200.1111.0253	Paid Leave Oregon	-	-	-	-	5,363	-	5,363	5,363	-
200.1111.0322	Repair & Maintenance	6,605.00	-	-	-	-	-	-	-	-
200.1111.0342	Travel - Out of District	3,867.70	2,060.49	-	-	-	-	-	-	-
200.1111.0355	Printing & Binding	-	968.75	-	-	-	-	-	-	-
200.1111.0390	Other Purchased Services	249,840.32	21,186.32	275,000	-	275,000	-	275,000	275,000	-
200.1111.0410	Consumable Supplies	142,610.86	203,780.53	250,000	-	250,000	-	250,000	250,000	-
200.1111.0420	Textbooks	572,339.62	150,235.01	600,000	-	600,000	-	600,000	600,000	-
200.1111.0430	Library Books	23,020.49	-	-	-	-	-	-	-	-
200.1111.0460	Non-Consumable Supplies	1,094,042.15	10,905.47	1,100,000	-	1,100,000	-	1,100,000	1,100,000	-
200.1111.0470	Computer Software	303,919.52	38,050.00	350,000	-	350,000	-	350,000	350,000	-
200.1111.0480	Computer Hardware	390,992.67	219,243.25	400,000	-	400,000	-	400,000	400,000	-
FUNCTION: Elementary, K-5		3,870,557.48	1,964,157.66	3,835,239	10.45	3,879,953	11.00	3,879,953	3,879,953	11.00
200.1113.0410	Consumable Supplies	24,004.80	53,231.84	25,000	-	50,000	-	50,000	50,000	-
200.1113.0430	Library Books	-	3,275.85	-	-	-	-	-	-	-
200.1113.0640	Dues and Fees	-	390.00	-	-	-	-	-	-	-
FUNCTION: Elementary Extra-Curricular		24,004.80	56,897.69	25,000	-	50,000	-	50,000	50,000	-
200.1121.0111	Licensed Salaries	43,506.84	46,489.20	106,789	2.00	41,517	0.50	41,517	41,517	0.50
200.1121.0121	Substitutes - Licensed	23,007.69	42,459.56	83,055	3.00	-	-	-	-	-
200.1121.0124	Temporary - Classified	24,924.64	61,320.22	-	-	-	-	-	-	-
200.1121.0125	In-District Subs (Licensed)	41,493.67	57,255.72	-	-	-	-	-	-	-
200.1121.0130	Ext Hrs - Licensed/Other	7,938.23	14,717.97	-	-	-	-	-	-	-
200.1121.0131	Ext Hrs - Classified	1,748.75	9,326.93	-	-	-	-	-	-	-
200.1121.0133	Ext Hrs - Translations	56.12	-	-	-	-	-	-	-	-
200.1121.0144	Retention Incentive	166,500.00	-	-	-	-	-	-	-	-
200.1121.0211	PERS - Employer Contribution	58,260.03	45,162.77	79,192	-	11,101	-	11,101	11,101	-
200.1121.0212	PERS Pick-Up - Employee Contribution	14,293.85	11,015.89	19,977	-	2,491	-	2,491	2,491	-
200.1121.0220	FICA (SS & Medicare)	22,814.34	16,788.89	25,472	-	3,902	-	3,902	3,902	-
200.1121.0231	Worker's Compensation	1,385.55	763.18	1,254	-	-	-	-	-	-
200.1121.0242	OEBB Licensed Insurance	25,948.32	20,648.32	37,962	-	9,630	-	9,630	9,630	-
200.1121.0248	OEBB Classified Insurance	12,861.38	23,622.15	57,231	-	-	-	-	-	-
200.1121.0253	Paid Leave Oregon	-	-	-	-	457	-	457	457	-
200.1121.0322	Repair & Maintenance	12,770.00	-	-	-	-	-	-	-	-
200.1121.0324	Rentals	-	1,925.44	-	-	-	-	-	-	-
200.1121.0332	Non-Reimbursable Student Transportation	443.85	-	-	-	-	-	-	-	-
200.1121.0342	Travel - Out of District	-	17,942.34	-	-	-	-	-	-	-
200.1121.0390	Other Purchased Services	46,085.83	58,229.33	-	-	-	-	-	-	-
200.1121.0410	Consumable Supplies	126,092.49	46,830.92	250,000	-	250,000	-	250,000	250,000	-
200.1121.0420	Textbooks	202,761.19	145,351.51	250,000	-	165,771	-	165,771	165,771	-
200.1121.0440	Periodicals	2,620.43	3,369.53	-	-	-	-	-	-	-
200.1121.0460	Non-Consumable Supplies	21,211.85	561,523.81	-	-	-	-	-	-	-
200.1121.0470	Computer Software	359,074.35	231,525.66	400,000	-	-	-	-	-	-
200.1121.0480	Computer Hardware	106,381.67	-	125,000	-	-	-	-	-	-
200.1121.0640	Dues and Fees	3,150.00	54,783.68	-	-	-	-	-	-	-
FUNCTION: Middle School Programs		1,325,331.07	1,471,053.02	1,435,932	5.00	484,869	0.50	484,869	484,869	0.50
200.1122.0324	Rentals	5,182.94	-	-	-	-	-	-	-	-
200.1122.0355	Printing & Binding	-	699.00	-	-	-	-	-	-	-
200.1122.0390	Other Purchased Services	3,300.00	-	15,000	-	-	-	-	-	-
200.1122.0410	Consumable Supplies	3,907.57	8,214.43	25,000	-	50,000	-	50,000	50,000	-
FUNCTION: Middle School Extra-Curricular		12,390.51	8,913.43	40,000	-	50,000	-	50,000	50,000	-

Account	Description	Actuals 2122	Actuals 2223	Adopted 2324	Adopted	Proposed	Approved 2425	Adopted 2425	Adopted FTE	
					FTE 2324	2425			2425	
200.1131.0111	Licensed Salaries	80,357.00	250,794.20	250,613	3.25	181,883	2.00	181,883	181,883	2.00
200.1131.0112	Classified Salaries	-	-	-	-	60,560	1.00	60,560	60,560	1.00
200.1131.0121	Substitutes - Licensed	34,348.46	43,690.48	-	-	-	-	-	-	-
200.1131.0123	Temporary - Licensed	135,563.09	-	-	-	-	-	-	-	-
200.1131.0124	Temporary - Classified	-	961.20	-	-	-	-	-	-	-
200.1131.0125	In-District Subs (Licensed)	23,746.47	21,316.86	-	-	-	-	-	-	-
200.1131.0130	Ext Hrs - Licensed/Other	8,497.68	46,454.24	-	-	-	-	-	-	-
200.1131.0131	Ext Hrs - Classified	71.25	1,351.89	-	-	-	-	-	-	-
200.1131.0144	Retention Incentive	192,000.00	1,500.00	-	-	-	-	-	-	-
200.1131.0211	PERS - Employer Contribution	77,755.95	69,742.05	64,700	-	60,683	-	60,683	60,683	-
200.1131.0212	PERS Pick-Up - Employee Contribution	19,247.85	17,178.13	15,038	-	14,547	-	14,547	14,547	-
200.1131.0220	FICA (SS & Medicare)	35,727.12	27,587.54	19,171	-	21,730	-	21,730	21,730	-
200.1131.0231	Worker's Compensation	2,051.55	1,206.38	6,266	-	1,060	-	1,060	1,060	-
200.1131.0242	OEBB Licensed Insurance	41,722.37	42,156.69	61,617	-	38,518	-	38,518	38,518	-
200.1131.0248	OEBB Classified Insurance	-	-	-	-	19,296	-	19,296	19,296	-
200.1131.0253	Paid Leave Oregon	-	-	-	-	2,667	-	2,667	2,667	-
200.1131.0322	Repair & Maintenance	9,845.00	-	-	-	-	-	-	-	-
200.1131.0342	Travel - Out of District	10,132.90	3,749.82	-	-	-	-	-	-	-
200.1131.0343	Travel - Student Out of District	-	12,236.00	-	-	-	-	-	-	-
200.1131.0371	Tuition - OR Districts	289,137.04	534,799.50	-	-	-	-	-	-	-
200.1131.0390	Other Purchased Services	64,264.57	22,783.74	-	-	-	-	-	-	-
200.1131.0410	Consumable Supplies	124,245.52	161,873.83	500,000	-	500,000	-	500,000	500,000	-
200.1131.0420	Textbooks	56,672.90	333,508.38	-	-	-	-	-	-	-
200.1131.0440	Periodicals	-	2,441.55	-	-	-	-	-	-	-
200.1131.0460	Non-Consumable Supplies	70,471.14	411,296.97	500,000	-	500,000	-	500,000	500,000	-
200.1131.0470	Computer Software	557,172.91	222,700.67	-	-	-	-	-	-	-
200.1131.0480	Computer Hardware	137,048.69	5,797.99	-	-	-	-	-	-	-
200.1131.0541	Initial and Additional Equipment Purchase	102,140.49	-	-	-	-	-	-	-	-
200.1131.0640	Dues and Fees	8,198.00	12,604.92	-	-	-	-	-	-	-
200.1131.0690	Grant Indirect Charges	-	4,924.95	-	-	-	-	-	-	-
FUNCTION: High School Programs		2,080,417.95	2,252,657.98	1,417,405	3.25	1,400,944	3.00	1,400,944	1,400,944	3.00
200.1132.0144	Retention Incentive	500.00	-	-	-	-	-	-	-	-
200.1132.0211	PERS - Employer Contribution	118.60	-	-	-	-	-	-	-	-
200.1132.0212	PERS Pick-Up - Employee Contribution	30.00	-	-	-	-	-	-	-	-
200.1132.0220	FICA (SS & Medicare)	38.25	-	-	-	-	-	-	-	-
200.1132.0231	Worker's Compensation	1.78	-	-	-	-	-	-	-	-
200.1132.0343	Travel - Student Out of District	1,602.68	9,516.00	-	-	-	-	-	-	-
200.1132.0374	Other Tuition	10,000.00	10,000.00	-	-	-	-	-	-	-
200.1132.0390	Other Purchased Services	500.00	2,995.00	-	-	-	-	-	-	-
200.1132.0410	Consumable Supplies	84,491.82	82,082.82	165,000	-	175,000	-	175,000	175,000	-
200.1132.0417	Donated Commodities	-	168.00	-	-	-	-	-	-	-
200.1132.0430	Library Books	833.77	842.25	-	-	-	-	-	-	-
200.1132.0640	Dues and Fees	4,254.75	4,969.47	-	-	-	-	-	-	-
FUNCTION: High School Extra-Curricular		102,371.65	110,573.54	165,000	-	175,000	-	175,000	175,000	-
200.1140.0111	Licensed Salaries	-	81.67	-	-	80,180	0.80	80,180	80,180	0.80
200.1140.0112	Classified Salaries	238,549.41	523,105.60	566,215	15.98	801,376	21.79	801,376	801,376	21.79
200.1140.0122	Substitutes - Classified	-	10,197.83	-	-	-	-	-	-	-
200.1140.0124	Temporary - Classified	41,749.76	7,498.14	-	-	-	-	-	-	-
200.1140.0130	Ext Hrs - Licensed/Other	1,585.40	2,548.40	-	-	-	-	-	-	-
200.1140.0131	Ext Hrs - Classified	68,290.59	96,791.66	-	-	-	-	-	-	-
200.1140.0144	Retention Incentive	14,500.00	-	-	-	-	-	-	-	-
200.1140.0211	PERS - Employer Contribution	71,978.58	146,545.99	150,054	-	223,331	-	223,331	223,331	-
200.1140.0212	PERS Pick-Up - Employee Contribution	17,812.58	36,102.20	34,971	-	52,895	-	52,895	52,895	-
200.1140.0220	FICA (SS & Medicare)	27,852.38	48,683.61	44,587	-	68,846	-	68,846	68,846	-
200.1140.0231	Worker's Compensation	1,385.05	2,207.90	14,570	-	14,024	-	14,024	14,024	-
200.1140.0242	OEBB Licensed Insurance	1,037.87	-	-	-	15,407	-	15,407	15,407	-
200.1140.0248	OEBB Classified Insurance	119,620.43	282,162.43	304,753	-	420,654	-	420,654	420,654	-
200.1140.0253	Paid Leave Oregon	-	-	-	-	9,698	-	9,698	9,698	-
200.1140.0319	Other Instructional, Professional and Technical S	228.99	165.00	-	-	-	-	-	-	-
200.1140.0322	Repair & Maintenance	-	111.16	-	-	-	-	-	-	-
200.1140.0324	Rentals	68,971.40	70,636.01	85,000	-	95,000	-	95,000	95,000	-
200.1140.0332	Non-Reimbursable Student Transportation	-	-	15,000	-	15,000	-	15,000	15,000	-
200.1140.0341	Travel - Local in District	17.42	178.38	-	-	-	-	-	-	-
200.1140.0342	Travel - Out of District	-	10,606.04	-	-	-	-	-	-	-
200.1140.0343	Travel - Student Out of District	-	859.00	-	-	-	-	-	-	-
200.1140.0353	Postage	35.98	452.98	-	-	-	-	-	-	-
200.1140.0355	Printing & Binding	2,995.17	3,449.59	2,500	-	6,250	-	6,250	6,250	-
200.1140.0374	Other Tuition	428.00	-	1,500	-	3,750	-	3,750	3,750	-
200.1140.0390	Other Purchased Services	17,096.73	32,260.18	20,000	-	50,000	-	50,000	50,000	-
200.1140.0410	Consumable Supplies	80,871.13	83,823.36	30,000	-	75,000	-	75,000	75,000	-
200.1140.0460	Non-Consumable Supplies	11,533.27	51,306.77	20,000	-	50,000	-	50,000	50,000	-
200.1140.0470	Computer Software	34,486.80	5,710.25	15,000	-	37,500	-	37,500	37,500	-
200.1140.0480	Computer Hardware	10,044.00	16,014.00	45,000	-	112,500	-	112,500	112,500	-
200.1140.0640	Dues and Fees	-	4,228.03	4,500	-	11,250	-	11,250	11,250	-
200.1140.0670	Taxes and Licenses	-	-	1,000	-	2,500	-	2,500	2,500	-
FUNCTION: Pre-Kindergarten		831,070.94	1,435,726.18	1,354,650	15.98	2,145,161	22.59	2,145,161	2,145,161	22.59

Account	Description	Actuals 2122	Actuals 2223	Adopted 2324	Adopted		Proposed		Adopted FTE	
					FTE 2324	Proposed 2425	FTE 2425	Approved 2425	Adopted 2425	2425
200.1210.0144	Retention Incentive	1,500.00	-	-	-	-	-	-	-	-
200.1210.0211	PERS - Employer Contribution	386.88	-	-	-	-	-	-	-	-
200.1210.0212	PERS Pick-Up - Employee Contribution	90.00	-	-	-	-	-	-	-	-
200.1210.0220	FICA (SS & Medicare)	113.90	-	-	-	-	-	-	-	-
200.1210.0231	Worker's Compensation	5.29	-	-	-	-	-	-	-	-
FUNCTION: Talented & Gifted		2,096.07	-	-	-	-	-	-	-	-
<hr/>										
200.1220.0111	Licensed Salaries	2,723.56	285,237.70	-	-	-	-	-	-	-
200.1220.0112	Classified Salaries	-	392,299.79	-	-	-	-	-	-	-
200.1220.0130	Ext Hrs - Licensed/Other	2,140.82	18,400.70	-	-	-	-	-	-	-
200.1220.0131	Ext Hrs - Classified	740.80	263.07	-	-	-	-	-	-	-
200.1220.0144	Retention Incentive	7,500.00	-	-	-	-	-	-	-	-
200.1220.0211	PERS - Employer Contribution	4,081.01	165,987.97	-	-	-	-	-	-	-
200.1220.0212	PERS Pick-Up - Employee Contribution	1,322.06	41,420.97	-	-	-	-	-	-	-
200.1220.0220	FICA (SS & Medicare)	761.75	52,916.37	-	-	-	-	-	-	-
200.1220.0231	Worker's Compensation	37.48	2,400.48	-	-	-	-	-	-	-
200.1220.0242	OEBB Licensed Insurance	-	51,889.66	-	-	-	-	-	-	-
200.1220.0248	OEBB Classified Insurance	-	186,943.22	-	-	-	-	-	-	-
200.1220.0410	Consumable Supplies	-	32,141.10	-	-	-	-	-	-	-
200.1220.0470	Computer Software	-	4,956.67	-	-	-	-	-	-	-
200.1220.0530	Improvements Other Than Buildings	-	368,445.00	-	-	-	-	-	-	-
FUNCTION: Restr Program Students with Disabilities		19,307.48	1,603,302.70	-	-	-	-	-	-	-
<hr/>										
200.1223.0111	Licensed Salaries	-	21,564.99	-	-	-	-	-	-	-
200.1223.0130	Ext Hrs - Licensed/Other	280.58	3,117.27	-	-	-	-	-	-	-
200.1223.0131	Ext Hrs - Classified	-	199.63	-	-	-	-	-	-	-
200.1223.0144	Retention Incentive	2,500.00	-	-	-	-	-	-	-	-
200.1223.0211	PERS - Employer Contribution	659.54	5,877.85	-	-	-	-	-	-	-
200.1223.0212	PERS Pick-Up - Employee Contribution	166.83	1,486.82	-	-	-	-	-	-	-
200.1223.0220	FICA (SS & Medicare)	208.91	1,839.19	-	-	-	-	-	-	-
200.1223.0231	Worker's Compensation	10.14	83.46	-	-	-	-	-	-	-
200.1223.0242	OEBB Licensed Insurance	-	2,102.35	-	-	-	-	-	-	-
200.1223.0342	Travel - Out of District	-	256.26	-	-	-	-	-	-	-
200.1223.0410	Consumable Supplies	-	18,434.98	-	-	-	-	-	-	-
FUNCTION: Bridges Program		3,826.00	54,962.80	-	-	-	-	-	-	-
<hr/>										
200.1224.0130	Ext Hrs - Licensed/Other	1,498.13	8,608.26	-	-	-	-	-	-	-
200.1224.0131	Ext Hrs - Classified	662.24	88.23	-	-	-	-	-	-	-
200.1224.0144	Retention Incentive	7,500.00	-	-	-	-	-	-	-	-
200.1224.0211	PERS - Employer Contribution	2,336.79	2,123.43	-	-	-	-	-	-	-
200.1224.0212	PERS Pick-Up - Employee Contribution	579.63	521.78	-	-	-	-	-	-	-
200.1224.0220	FICA (SS & Medicare)	730.29	658.08	-	-	-	-	-	-	-
200.1224.0231	Worker's Compensation	35.75	30.49	-	-	-	-	-	-	-
200.1224.0341	Travel - Local in District	-	116.89	-	-	-	-	-	-	-
200.1224.0342	Travel - Out of District	-	34.25	-	-	-	-	-	-	-
200.1224.0410	Consumable Supplies	579,491.06	46,328.98	-	-	-	-	-	-	-
200.1224.0470	Computer Software	5,156.29	4,956.67	-	-	-	-	-	-	-
FUNCTION: Life Skills Program		597,990.18	63,467.06	-	-	-	-	-	-	-
<hr/>										
200.1250.0111	Licensed Salaries	70,025.37	52,543.37	58,637	1.00	205,047	3.00	205,047	205,047	3.00
200.1250.0125	In-District Subs (Licensed)	-	2,438.02	-	-	-	-	-	-	-
200.1250.0130	Ext Hrs - Licensed/Other	14,897.57	35,663.61	-	-	-	-	-	-	-
200.1250.0131	Ext Hrs - Classified	3,534.87	3,029.20	-	-	-	-	-	-	-
200.1250.0133	Ext Hrs - Translations	-	881.20	-	-	-	-	-	-	-
200.1250.0144	Retention Incentive	24,000.00	-	-	-	-	-	-	-	-
200.1250.0211	PERS - Employer Contribution	26,797.30	22,331.28	14,677	-	51,324	-	51,324	51,324	-
200.1250.0212	PERS Pick-Up - Employee Contribution	6,717.43	5,601.57	3,518	-	12,303	-	12,303	12,303	-
200.1250.0220	FICA (SS & Medicare)	8,543.87	7,166.75	4,486	-	19,275	-	19,275	19,275	-
200.1250.0231	Worker's Compensation	418.04	321.91	1,466	-	-	-	-	-	-
200.1250.0242	OEBB Licensed Insurance	18,690.79	14,107.20	18,959	-	57,777	-	57,777	57,777	-
200.1250.0248	OEBB Classified Insurance	1,369.48	-	-	-	-	-	-	-	-
200.1250.0253	Paid Leave Oregon	-	-	-	-	2,256	-	2,256	2,256	-
200.1250.0342	Travel - Out of District	-	1,389.29	25,000	-	25,000	-	25,000	25,000	-
200.1250.0390	Other Purchased Services	-	-	80,000	-	80,000	-	80,000	80,000	-
200.1250.0410	Consumable Supplies	3,683.13	15,634.48	75,000	-	75,000	-	75,000	75,000	-
200.1250.0460	Non-Consumable Supplies	-	-	15,000	-	15,000	-	15,000	15,000	-
200.1250.0470	Computer Software	4,375.00	5,766.66	5,000	-	5,000	-	5,000	5,000	-
200.1250.0480	Computer Hardware	3,825.00	-	15,000	-	15,000	-	15,000	15,000	-
FUNCTION: Resource Room		186,877.85	166,874.54	316,743	1.00	562,982	3.00	562,982	562,982	3.00
<hr/>										
200.1260.0410	Consumable Supplies	-	191.34	-	-	-	-	-	-	-
FUNCTION: Early Intervention		-	191.34	-	-	-	-	-	-	-

Account	Description	Actuals 2122	Actuals 2223	Adopted 2324	Adopted		Proposed		Adopted FTE	
					FTE 2324	Proposed 2425	FTE 2425	Approved 2425	Adopted 2425	2425
200.1271.0124	Temporary - Classified	1,494.82	-	-	-	-	-	-	-	-
200.1271.0125	In-District Subs (Licensed)	244.32	111.96	-	-	-	-	-	-	-
200.1271.0130	Ext Hrs - Licensed/Other	302,950.76	195,677.56	-	-	-	-	-	-	-
200.1271.0131	Ext Hrs - Classified	48,220.36	53,009.50	-	-	-	-	-	-	-
200.1271.0133	Ext Hrs - Translations	32.84	234.49	-	-	-	-	-	-	-
200.1271.0144	Retention Incentive	3,500.00	3,500.00	-	-	-	-	-	-	-
200.1271.0211	PERS - Employer Contribution	87,981.31	60,561.37	-	-	-	-	-	-	-
200.1271.0212	PERS Pick-Up - Employee Contribution	20,965.43	14,520.52	-	-	-	-	-	-	-
200.1271.0220	FICA (SS & Medicare)	27,042.45	-	-	-	-	-	-	-	-
200.1271.0231	Worker's Compensation	1,308.99	-	-	-	-	-	-	-	-
200.1271.0342	Travel - Out of District	1,830.90	-	-	-	-	-	-	-	-
200.1271.0390	Other Purchased Services	-	2,147.78	300,000	-	-	-	-	-	-
200.1271.0410	Consumable Supplies	189,951.05	124,045.68	200,000	-	-	-	-	-	-
200.1271.0470	Computer Software	128,895.99	51,365.00	200,000	-	-	-	-	-	-
FUNCTION: Remediation		814,419.22	505,173.86	700,000	-	-	-	-	-	-
200.1272.0111	Licensed Salaries	474,564.52	509,556.75	527,366	6.00	384,104	4.00	384,104	384,104	4.00
200.1272.0112	Classified Salaries	36,525.64	68,044.23	74,333	2.00	80,669	2.00	80,669	80,669	2.00
200.1272.0130	Ext Hrs - Licensed/Other	11,599.68	31,401.40	-	-	-	-	-	-	-
200.1272.0131	Ext Hrs - Classified	5,048.77	7,929.57	-	-	-	-	-	-	-
200.1272.0211	PERS - Employer Contribution	135,092.85	153,317.37	157,282	-	121,817	-	121,817	121,817	-
200.1272.0212	PERS Pick-Up - Employee Contribution	31,530.23	36,592.60	36,102	-	27,886	-	27,886	27,886	-
200.1272.0220	FICA (SS & Medicare)	39,930.15	46,825.90	46,029	-	42,277	-	42,277	42,277	-
200.1272.0231	Worker's Compensation	1,904.47	2,034.75	15,041	-	1,412	-	1,412	1,412	-
200.1272.0242	OEBB Licensed Insurance	117,064.90	124,814.20	114,701	-	77,036	-	77,036	77,036	-
200.1272.0248	OEBB Classified Insurance	27,670.76	49,451.00	38,154	-	38,592	-	38,592	38,592	-
200.1272.0253	Paid Leave Oregon	-	-	-	-	5,113	-	5,113	5,113	-
200.1272.0341	Travel - Local in District	41.13	114.49	-	-	-	-	-	-	-
200.1272.0342	Travel - Out of District	1,170.23	20,334.80	-	-	-	-	-	-	-
200.1272.0343	Travel - Student Out of District	19,280.00	-	-	-	-	-	-	-	-
200.1272.0390	Other Purchased Services	18,070.84	12,989.12	25,000	-	-	-	-	-	-
200.1272.0410	Consumable Supplies	106,077.96	91,069.87	125,000	-	-	-	-	-	-
200.1272.0420	Textbooks	8,489.80	288.36	5,750	-	-	-	-	-	-
200.1272.0460	Non-Consumable Supplies	-	-	7,000	-	-	-	-	-	-
200.1272.0470	Computer Software	185,370.03	36,991.83	175,000	-	-	-	-	-	-
200.1272.0480	Computer Hardware	7,102.81	-	100,000	-	-	-	-	-	-
200.1272.0640	Dues and Fees	-	541.00	-	-	-	-	-	-	-
FUNCTION: Title I		1,226,534.77	1,192,297.24	1,446,758	8.00	778,906	6.00	778,906	778,906	6.00
200.1280.0111	Licensed Salaries	14,698.19	-	-	-	-	-	-	-	-
200.1280.0112	Classified Salaries	1,892.25	-	-	-	-	-	-	-	-
200.1280.0121	Substitutes - Licensed	66.89	273.68	-	-	-	-	-	-	-
200.1280.0125	In-District Subs (Licensed)	1,549.78	3,740.24	-	-	-	-	-	-	-
200.1280.0144	Retention Incentive	12,000.00	3,000.00	-	-	-	-	-	-	-
200.1280.0211	PERS - Employer Contribution	6,768.68	1,674.25	-	-	-	-	-	-	-
200.1280.0212	PERS Pick-Up - Employee Contribution	1,668.88	375.20	-	-	-	-	-	-	-
200.1280.0220	FICA (SS & Medicare)	2,293.81	538.31	-	-	-	-	-	-	-
200.1280.0231	Worker's Compensation	111.74	23.60	-	-	-	-	-	-	-
200.1280.0242	OEBB Licensed Insurance	2,774.82	-	-	-	-	-	-	-	-
200.1280.0248	OEBB Classified Insurance	1,391.33	-	-	-	-	-	-	-	-
200.1280.0371	Tuition - OR Districts	7,286.00	5,074.00	-	-	-	-	-	-	-
200.1280.0390	Other Purchased Services	1,450.57	-	-	-	-	-	-	-	-
200.1280.0410	Consumable Supplies	6,770.30	10,525.70	-	-	-	-	-	-	-
FUNCTION: Alternative Education		60,723.24	25,224.98	-	-	-	-	-	-	-
200.1281.0371	Tuition - OR Districts	3,958.00	14,011.40	-	-	15,000	-	15,000	15,000	-
FUNCTION: Public Alternative Programs		3,958.00	14,011.40	-	-	15,000	-	15,000	15,000	-
200.1288.0360	Charter School Payments	152,835.47	432,635.79	250,000	-	250,000	-	250,000	250,000	-
FUNCTION: Charter Schools		152,835.47	432,635.79	250,000	-	250,000	-	250,000	250,000	-
200.1289.0124	Temporary - Classified	-	379.76	-	-	-	-	-	-	-
200.1289.0220	FICA (SS & Medicare)	-	29.05	-	-	-	-	-	-	-
200.1289.0231	Worker's Compensation	-	1.44	-	-	-	-	-	-	-
FUNCTION: Other Alternative Programs		-	410.25	-	-	-	-	-	-	-

Account	Description	Actuals 2122	Actuals 2223	Adopted 2324	Adopted		Proposed		Adopted FTE	
					FTE 2324	Proposed 2425	FTE 2425	Approved 2425	Adopted 2425	2425
200.1291.0111	Licensed Salaries	1,644,520.77	533.51	-	-	62,363	1.00	62,363	62,363	1.00
200.1291.0112	Classified Salaries	34,383.12	-	-	-	-	-	-	-	-
200.1291.0130	Ext Hrs - Licensed/Other	-	22,754.70	-	-	-	-	-	-	-
200.1291.0131	Ext Hrs - Classified	82.05	-	-	-	-	-	-	-	-
200.1291.0133	Ext Hrs - Translations	125.95	103.91	-	-	-	-	-	-	-
200.1291.0144	Retention Incentive	56,500.00	-	-	-	-	-	-	-	-
200.1291.0211	PERS - Employer Contribution	34,708.05	4,841.18	-	-	26,113	-	26,113	26,113	-
200.1291.0212	PERS Pick-Up - Employee Contribution	8,660.75	1,264.21	-	-	6,178	-	6,178	6,178	-
200.1291.0220	FICA (SS & Medicare)	11,124.96	1,804.45	-	-	8,968	-	8,968	8,968	-
200.1291.0231	Worker's Compensation	529.02	77.73	-	-	710	-	710	710	-
200.1291.0242	OEBB Licensed Insurance	13,592.48	-	-	-	19,259	-	19,259	19,259	-
200.1291.0248	OEBB Classified Insurance	7,653.87	-	-	-	-	-	-	-	-
200.1291.0390	Other Purchased Services	109.34	4,981.23	-	-	-	-	-	-	-
200.1291.0410	Consumable Supplies	6,449.45	10,925.60	15,000	-	-	-	-	-	-
200.1291.0470	Computer Software	79,125.00	-	80,000	-	-	-	-	-	-
200.1291.0480	Computer Hardware	-	3,389.00	-	-	-	-	-	-	-
FUNCTION: ESL		1,897,564.81	50,675.52	95,000	-	123,591	1.00	123,591	123,591	1.00
200.1293.0111	Licensed Salaries	73,706.16	32,892.50	52,181	1.00	74,835	1.20	74,835	74,835	1.20
200.1293.0112	Classified Salaries	48,391.97	40,629.60	181,204	4.00	48,740	0.70	48,740	48,740	0.70
200.1293.0124	Temporary - Classified	-	31,438.67	-	-	-	-	-	-	-
200.1293.0130	Ext Hrs - Licensed/Other	152,995.59	50,422.64	-	-	-	-	-	-	-
200.1293.0131	Ext Hrs - Classified	66,412.93	239,797.10	-	-	-	-	-	-	-
200.1293.0133	Ext Hrs - Translations	64.78	-	-	-	-	-	-	-	-
200.1293.0142	Cell Phone Stipend	-	-	180	-	-	-	-	-	-
200.1293.0144	Retention Incentive	1,500.00	-	-	-	-	-	-	-	-
200.1293.0211	PERS - Employer Contribution	84,177.62	27,701.18	97,600	-	31,336	-	31,336	31,336	-
200.1293.0212	PERS Pick-Up - Employee Contribution	19,334.27	6,789.24	23,396	-	7,414	-	7,414	7,414	-
200.1293.0220	FICA (SS & Medicare)	26,362.81	8,583.21	29,832	-	10,762	-	10,762	10,762	-
200.1293.0231	Worker's Compensation	1,298.76	431.69	9,752	-	853	-	853	853	-
200.1293.0242	OEBB Licensed Insurance	15,298.84	10,988.71	18,955	-	23,111	-	23,111	23,111	-
200.1293.0248	OEBB Classified Insurance	35,114.78	31,623.87	76,308	-	13,507	-	13,507	13,507	-
200.1293.0253	Paid Leave Oregon	-	-	-	-	1,359	-	1,359	1,359	-
200.1293.0310	Instructional, Professional and Technical Service	23,188.00	-	-	-	-	-	-	-	-
200.1293.0324	Rentals	34,308.60	34,971.54	115,000	-	-	-	-	-	-
200.1293.0332	Non-Reimbursable Student Transportation	223.51	-	-	-	-	-	-	-	-
200.1293.0341	Travel - Local in District	289.66	228.14	-	-	-	-	-	-	-
200.1293.0342	Travel - Out of District	26,279.77	62,756.29	-	-	-	-	-	-	-
200.1293.0343	Travel - Student Out of District	28,788.88	12,610.65	33,000	-	-	-	-	-	-
200.1293.0390	Other Purchased Services	11,845.93	5,812.02	-	-	-	-	-	-	-
200.1293.0410	Consumable Supplies	16,311.40	16,145.87	25,000	-	-	-	-	-	-
200.1293.0420	Textbooks	-	399.72	-	-	-	-	-	-	-
200.1293.0460	Non-Consumable Supplies	-	541.98	-	-	-	-	-	-	-
200.1293.0470	Computer Software	8,225.26	-	-	-	-	-	-	-	-
200.1293.0480	Computer Hardware	8,880.00	-	-	-	-	-	-	-	-
200.1293.0640	Dues and Fees	-	22,000.00	-	-	-	-	-	-	-
FUNCTION: Migrant Education		682,999.52	636,764.62	662,408	5.00	211,917	1.90	211,917	211,917	1.90
200.1299.0112	Classified Salaries	117,391.18	137,024.33	167,904	4.99	84,316	3.00	84,316	84,316	3.00
200.1299.0113	Administrator Salaries	132,712.28	115,836.06	118,090	2.00	136,668	2.00	136,668	136,668	2.00
200.1299.0124	Temporary - Classified	176,894.32	172,841.92	-	-	-	-	-	-	-
200.1299.0130	Ext Hrs - Licensed/Other	5,261.06	22,209.89	-	-	-	-	-	-	-
200.1299.0131	Ext Hrs - Classified	45,147.00	54,199.50	-	-	-	-	-	-	-
200.1299.0142	Cell Phone Stipend	4,267.50	3,270.00	2,364	-	-	-	-	-	-
200.1299.0144	Retention Incentive	18,000.00	4,500.00	-	-	-	-	-	-	-
200.1299.0211	PERS - Employer Contribution	90,663.26	98,824.31	72,512	-	55,313	-	55,313	55,313	-
200.1299.0212	PERS Pick-Up - Employee Contribution	20,839.46	20,567.45	17,159	-	13,258	-	13,258	13,258	-
200.1299.0220	FICA (SS & Medicare)	35,400.57	36,866.71	21,879	-	16,906	-	16,906	16,906	-
200.1299.0231	Worker's Compensation	1,965.30	1,858.91	7,150	-	3,867	-	3,867	3,867	-
200.1299.0243	OEBB Admin Insurance	43,869.03	37,772.68	53,800	-	56,180	-	56,180	56,180	-
200.1299.0248	OEBB Classified Insurance	58,501.47	55,462.88	93,903	-	57,888	-	57,888	57,888	-
200.1299.0253	Paid Leave Oregon	-	-	-	-	2,433	-	2,433	2,433	-
200.1299.0341	Travel - Local in District	456.77	-	-	-	-	-	-	-	-
200.1299.0342	Travel - Out of District	-	2,019.78	-	-	-	-	-	-	-
200.1299.0390	Other Purchased Services	252.16	428.09	-	-	-	-	-	-	-
200.1299.0410	Consumable Supplies	37,769.26	42,013.09	55,000	-	73,171	-	73,171	73,171	-
200.1299.0470	Computer Software	3,021.00	-	-	-	-	-	-	-	-
200.1299.0480	Computer Hardware	33,900.00	-	-	-	-	-	-	-	-
200.1299.0541	Initial and Additional Equipment Purchase	34,050.09	-	-	-	-	-	-	-	-
200.1299.0640	Dues and Fees	25,008.00	44,500.00	-	-	-	-	-	-	-
FUNCTION: Other Programs		885,369.71	850,195.60	609,761	6.99	500,000	5.00	500,000	500,000	5.00
200.1400.0130	Ext Hrs - Licensed/Other	1,075.55	197,284.05	-	-	500,000	-	500,000	500,000	-
200.1400.0131	Ext Hrs - Classified	4,932.57	12,330.60	-	-	-	-	-	-	-
200.1400.0211	PERS - Employer Contribution	3,445.60	49,940.99	-	-	150,000	-	150,000	150,000	-
200.1400.0212	PERS Pick-Up - Employee Contribution	360.51	12,124.39	-	-	30,000	-	30,000	30,000	-
200.1400.0220	FICA (SS & Medicare)	458.92	16,099.55	-	-	38,250	-	38,250	38,250	-
200.1400.0231	Worker's Compensation	22.05	1,842.09	-	-	10,000	-	10,000	10,000	-
200.1400.0390	Other Purchased Services	-	3,645.13	-	-	-	-	-	-	-
200.1400.0410	Consumable Supplies	-	8,290.23	-	-	571,750	-	571,750	571,750	-
FUNCTION: Summer School Programs		10,295.20	301,557.03	-	-	1,300,000	-	1,300,000	1,300,000	-

Account	Description	Actuals 2122	Actuals 2223	Adopted 2324	Adopted	Proposed	Approved 2425	Adopted 2425	Adopted FTE	
					FTE 2324	Proposed 2425			FTE 2425	2425
200.1410.0112	Classified Salaries	19,103.53	-	-	-	-	-	-	-	
200.1410.0124	Temporary - Classified	3,372.69	64,308.35	-	-	-	-	-	-	
200.1410.0130	Ext Hrs - Licensed/Other	390,317.66	530,057.07	500,000	-	-	-	-	-	
200.1410.0131	Ext Hrs - Classified	293,205.90	129,416.84	250,000	-	-	-	-	-	
200.1410.0144	Retention Incentive	-	500.00	-	-	-	-	-	-	
200.1410.0211	PERS - Employer Contribution	135,492.61	198,835.52	202,500	-	-	-	-	-	
200.1410.0212	PERS Pick-Up - Employee Contribution	33,323.55	48,145.71	45,000	-	-	-	-	-	
200.1410.0220	FICA (SS & Medicare)	53,744.78	73,992.50	57,375	-	-	-	-	-	
200.1410.0231	Worker's Compensation	3,424.20	3,293.16	15,000	-	-	-	-	-	
200.1410.0248	OEBB Classified Insurance	1,531.43	-	-	-	-	-	-	-	
200.1410.0343	Travel - Student Out of District	-	25,800.00	-	-	-	-	-	-	
200.1410.0353	Postage	2,400.00	-	-	-	-	-	-	-	
200.1410.0355	Printing & Binding	1,440.02	204.00	-	-	-	-	-	-	
200.1410.0374	Other Tuition	-	43,600.00	-	-	-	-	-	-	
200.1410.0390	Other Purchased Services	4,204.29	17,493.17	500,000	-	-	-	-	-	
200.1410.0410	Consumable Supplies	447,375.82	108,094.23	500,000	-	161,071	-	161,071	161,071	
200.1410.0460	Non-Consumable Supplies	2,744.64	18,659.15	-	-	-	-	-	-	
200.1410.0470	Computer Software	1,725.00	-	-	-	-	-	-	-	
FUNCTION: Summer School - Intermediate		1,393,406.12	1,262,399.70	2,069,875	-	161,071	-	161,071	161,071	
200.1420.0124	Temporary - Classified	-	6,180.77	-	-	-	-	-	-	
200.1420.0130	Ext Hrs - Licensed/Other	100,016.92	114,023.83	400,000	-	-	-	-	-	
200.1420.0131	Ext Hrs - Classified	30,262.47	41,764.46	150,000	-	-	-	-	-	
200.1420.0211	PERS - Employer Contribution	28,779.53	40,118.36	148,500	-	-	-	-	-	
200.1420.0212	PERS Pick-Up - Employee Contribution	7,066.83	9,946.82	33,000	-	-	-	-	-	
200.1420.0220	FICA (SS & Medicare)	9,743.34	13,844.52	42,075	-	-	-	-	-	
200.1420.0231	Worker's Compensation	459.33	609.88	11,000	-	-	-	-	-	
200.1420.0242	OEBB Licensed Insurance	1,406.01	-	-	-	-	-	-	-	
200.1420.0343	Travel - Student Out of District	-	8,790.00	-	-	-	-	-	-	
200.1420.0353	Postage	2,034.89	-	-	-	-	-	-	-	
200.1420.0355	Printing & Binding	106.00	-	-	-	-	-	-	-	
200.1420.0374	Other Tuition	-	8,000.00	-	-	-	-	-	-	
200.1420.0410	Consumable Supplies	50,168.32	60,739.57	100,000	-	-	-	-	-	
200.1420.0460	Non-Consumable Supplies	-	1,066.96	-	-	-	-	-	-	
200.1420.0470	Computer Software	4,242.49	-	-	-	-	-	-	-	
FUNCTION: Middle School Summer School Programs		234,286.13	305,085.17	884,575	-	-	-	-	-	
200.1430.0130	Ext Hrs - Licensed/Other	168,522.11	42,187.49	300,000	-	-	-	-	-	
200.1430.0131	Ext Hrs - Classified	10,347.11	16,284.81	50,000	-	-	-	-	-	
200.1430.0211	PERS - Employer Contribution	42,312.14	13,965.40	94,500	-	-	-	-	-	
200.1430.0212	PERS Pick-Up - Employee Contribution	10,386.83	3,508.33	21,000	-	-	-	-	-	
200.1430.0220	FICA (SS & Medicare)	13,656.85	4,471.47	26,775	-	-	-	-	-	
200.1430.0231	Worker's Compensation	645.42	195.05	7,000	-	-	-	-	-	
200.1430.0390	Other Purchased Services	-	2,826.05	-	-	-	-	-	-	
200.1430.0410	Consumable Supplies	18,582.56	413.80	100,000	-	-	-	-	-	
200.1430.0480	Computer Hardware	29,001.68	-	-	-	-	-	-	-	
FUNCTION: High School Summer School Programs		293,454.70	83,852.40	599,275	-	-	-	-	-	
200.2112.0112	Classified Salaries	81,446.30	97,881.86	106,206	2.50	45,675	1.00	45,675	45,675	1.00
200.2112.0130	Ext Hrs - Licensed/Other	7,114.82	-	-	-	-	-	-	-	-
200.2112.0131	Ext Hrs - Classified	1,875.70	66.94	-	-	-	-	-	-	-
200.2112.0142	Cell Phone Stipend	180.00	180.00	179	-	-	-	-	-	-
200.2112.0144	Retention Incentive	5,000.00	5,000.00	-	-	-	-	-	-	-
200.2112.0211	PERS - Employer Contribution	24,534.46	26,432.68	28,412	-	11,432	-	11,432	11,432	-
200.2112.0212	PERS Pick-Up - Employee Contribution	5,737.09	6,189.07	6,373	-	2,741	-	2,741	2,741	-
200.2112.0220	FICA (SS & Medicare)	7,199.09	7,771.60	8,125	-	3,494	-	3,494	3,494	-
200.2112.0231	Worker's Compensation	355.62	348.09	2,655	-	799	-	799	799	-
200.2112.0242	OEBB Licensed Insurance	-	-	-	-	-	-	-	-	-
200.2112.0248	OEBB Classified Insurance	37,351.30	39,429.46	38,153	-	19,296	-	19,296	19,296	-
200.2112.0253	Paid Leave Oregon	-	-	-	-	502	-	502	502	-
200.2112.0332	Non-Reimbursable Student Transportation	1,312.74	178.94	-	-	-	-	-	-	-
200.2112.0341	Travel - Local in District	-	2,000.00	-	-	-	-	-	-	-
200.2112.0342	Travel - Out of District	350.90	-	-	-	-	-	-	-	-
200.2112.0410	Consumable Supplies	10,539.89	8,119.82	-	-	-	-	-	-	-
FUNCTION: Attendance Services		182,997.91	193,598.46	190,103	2.50	83,939	1.00	83,939	83,939	1.00
200.2113.0111	Licensed Salaries	33,255.94	177,187.21	69,397	1.00	79,645	1.00	79,645	79,645	1.00
200.2113.0130	Ext Hrs - Licensed/Other	-	5,585.00	-	-	-	-	-	-	-
200.2113.0131	Ext Hrs - Classified	1,428.38	2,432.69	-	-	-	-	-	-	-
200.2113.0133	Ext Hrs - Translations	-	117.55	-	-	-	-	-	-	-
200.2113.0144	Retention Incentive	500.00	500.00	-	-	-	-	-	-	-
200.2113.0211	PERS - Employer Contribution	8,387.33	38,479.79	17,370	-	19,935	-	19,935	19,935	-
200.2113.0212	PERS Pick-Up - Employee Contribution	2,111.08	9,714.95	4,164	-	4,779	-	4,779	4,779	-
200.2113.0220	FICA (SS & Medicare)	2,690.14	14,151.40	5,309	-	7,487	-	7,487	7,487	-
200.2113.0231	Worker's Compensation	127.58	621.90	1,735	-	-	-	-	-	-
200.2113.0242	OEBB Licensed Insurance	41.65	22,788.64	18,959	-	19,259	-	19,259	19,259	-
200.2113.0253	Paid Leave Oregon	-	-	-	-	876	-	876	876	-
200.2113.0341	Travel - Local in District	58.25	28.67	-	-	-	-	-	-	-
200.2113.0342	Travel - Out of District	31.71	105.47	-	-	-	-	-	-	-
FUNCTION: Social Work Services		48,632.06	271,713.27	116,934	1.00	131,981	1.00	131,981	131,981	1.00

Account	Description	Actuals 2122	Actuals 2223	Adopted 2324	Adopted FTE 2324	Proposed 2425	Proposed FTE 2425	Approved 2425	Adopted 2425	Adopted FTE 2425
200.2114.0130	Ext Hrs - Licensed/Other	-	149.64	-	-	-	-	-	-	-
200.2114.0131	Ext Hrs - Classified	1,805.32	-	-	-	-	-	-	-	-
200.2114.0144	Retention Incentive	1,000.00	1,000.00	-	-	-	-	-	-	-
200.2114.0211	PERS - Employer Contribution	671.35	286.64	-	-	-	-	-	-	-
200.2114.0212	PERS Pick-Up - Employee Contribution	161.73	68.62	-	-	-	-	-	-	-
200.2114.0220	FICA (SS & Medicare)	211.70	86.47	-	-	-	-	-	-	-
200.2114.0231	Worker's Compensation	10.43	3.85	-	-	-	-	-	-	-
200.2114.0390	Other Purchased Services	38,517.47	19,075.00	-	-	-	-	-	-	-
200.2114.0410	Consumable Supplies	35.61	-	-	-	-	-	-	-	-
200.2114.0470	Computer Software	42,110.00	-	38,000	-	-	-	-	-	-
FUNCTION: Student Accounting Services		84,523.61	20,670.22	38,000	-	-	-	-	-	-
200.2115.0112	Classified Salaries	19,292.40	35,200.88	38,597	1.00	-	-	-	-	-
200.2115.0124	Temporary - Classified	11,641.43	-	-	-	-	-	-	-	-
200.2115.0142	Cell Phone Stipend	135.00	180.00	180	-	-	-	-	-	-
200.2115.0144	Retention Incentive	2,000.00	2,000.00	-	-	-	-	-	-	-
200.2115.0211	PERS - Employer Contribution	5,110.10	8,897.83	9,661	-	-	-	-	-	-
200.2115.0212	PERS Pick-Up - Employee Contribution	1,284.76	2,242.85	2,316	-	-	-	-	-	-
200.2115.0220	FICA (SS & Medicare)	2,529.79	2,825.10	2,953	-	-	-	-	-	-
200.2115.0231	Worker's Compensation	139.28	142.06	965	-	-	-	-	-	-
200.2115.0248	OEBB Classified Insurance	6,262.33	10,614.61	19,077	-	-	-	-	-	-
200.2115.0480	Computer Hardware	1,215.00	-	-	-	-	-	-	-	-
FUNCTION: Student Safety		49,610.09	62,103.33	73,749	1.00	-	-	-	-	-
200.2117.0111	Licensed Salaries	19,028.38	36,398.00	41,487	1.00	-	-	-	-	-
200.2117.0112	Classified Salaries	74,668.77	64,706.29	63,460	1.00	114,603	2.00	114,603	114,603	2.00
200.2117.0131	Ext Hrs - Classified	1,313.80	2,704.55	-	-	-	-	-	-	-
200.2117.0142	Cell Phone Stipend	97.50	90.00	90	-	-	-	-	-	-
200.2117.0144	Retention Incentive	1,500.00	1,000.00	-	-	-	-	-	-	-
200.2117.0211	PERS - Employer Contribution	24,526.03	26,863.58	28,070	-	30,654	-	30,654	30,654	-
200.2117.0212	PERS Pick-Up - Employee Contribution	5,796.45	6,295.89	6,297	-	6,876	-	6,876	6,876	-
200.2117.0220	FICA (SS & Medicare)	7,237.36	8,104.16	8,028	-	8,767	-	8,767	8,767	-
200.2117.0231	Worker's Compensation	363.62	356.17	2,624	-	2,006	-	2,006	2,006	-
200.2117.0242	OEBB Licensed Insurance	171.28	-	-	-	-	-	-	-	-
200.2117.0248	OEBB Classified Insurance	29,527.26	33,667.71	38,153	-	38,592	-	38,592	38,592	-
200.2117.0253	Paid Leave Oregon	-	-	-	-	1,260	-	1,260	1,260	-
200.2117.0341	Travel - Local in District	-	97.25	-	-	-	-	-	-	-
200.2117.0342	Travel - Out of District	-	97.50	-	-	-	-	-	-	-
FUNCTION: Identification and Recruitment of Migrant Children		164,230.45	180,381.10	188,209	2.00	202,758	2.00	202,758	202,758	2.00
200.2120.0112	Classified Salaries	35,720.00	41,325.40	43,340	1.00	47,327	1.00	47,327	47,327	1.00
200.2120.0142	Cell Phone Stipend	180.00	180.00	180	-	-	-	-	-	-
200.2120.0144	Retention Incentive	500.00	500.00	-	-	-	-	-	-	-
200.2120.0211	PERS - Employer Contribution	8,682.84	9,996.53	10,848	-	11,846	-	11,846	11,846	-
200.2120.0212	PERS Pick-Up - Employee Contribution	2,196.35	2,528.66	2,600	-	2,840	-	2,840	2,840	-
200.2120.0220	FICA (SS & Medicare)	2,753.34	3,191.93	3,316	-	3,621	-	3,621	3,621	-
200.2120.0231	Worker's Compensation	137.25	140.93	1,084	-	828	-	828	828	-
200.2120.0248	OEBB Classified Insurance	17,511.63	17,362.95	19,077	-	19,296	-	19,296	19,296	-
200.2120.0253	Paid Leave Oregon	-	-	-	-	521	-	521	521	-
200.2120.0390	Other Purchased Services	3,280.21	-	-	-	-	-	-	-	-
FUNCTION: Guidance Services		70,961.62	75,226.40	80,445	1.00	86,279	1.00	86,279	86,279	1.00
200.2122.0111	Licensed Salaries	23,360.58	183,399.77	466,127	3.00	498,756	3.00	498,756	498,756	3.00
200.2122.0123	Temporary - Licensed	-	62,881.86	-	-	-	-	-	-	-
200.2122.0144	Retention Incentive	8,500.00	9,000.00	-	-	-	-	-	-	-
200.2122.0211	PERS - Employer Contribution	7,619.50	64,089.97	121,193	-	129,677	-	129,677	129,677	-
200.2122.0212	PERS Pick-Up - Employee Contribution	1,911.63	11,990.96	27,968	-	29,926	-	29,926	29,926	-
200.2122.0220	FICA (SS & Medicare)	2,432.52	19,493.72	35,659	-	38,155	-	38,155	38,155	-
200.2122.0231	Worker's Compensation	117.83	851.50	9,323	-	9,976	-	9,976	9,976	-
200.2122.0242	OEBB Licensed Insurance	29.75	15,099.14	3,559	-	3,808	-	3,808	3,808	-
200.2122.0319	Other Instructional, Professional and Technical S	-	-	15,000	-	-	-	-	-	-
200.2122.0342	Travel - Out of District	-	-	15,000	-	-	-	-	-	-
200.2122.0410	Consumable Supplies	411.78	51,594.01	55,000	-	-	-	-	-	-
200.2122.0460	Non-Consumable Supplies	-	19,904.76	-	-	-	-	-	-	-
200.2122.0470	Computer Software	-	-	10,000	-	-	-	-	-	-
200.2122.0541	Initial and Additional Equipment Purchase	-	-	55,000	-	-	-	-	-	-
FUNCTION: Counseling		44,383.59	438,305.69	813,829	3.00	710,298	3.00	710,298	710,298	3.00
200.2126.0112	Classified Salaries	19,304.88	31,419.90	42,917	1.00	-	-	-	-	-
200.2126.0131	Ext Hrs - Classified	3,245.50	3,493.84	-	-	-	-	-	-	-
200.2126.0142	Cell Phone Stipend	90.00	180.00	180	-	-	-	-	-	-
200.2126.0144	Retention Incentive	16,000.00	1,000.00	-	-	-	-	-	-	-
200.2126.0211	PERS - Employer Contribution	9,329.05	9,559.76	11,961	-	-	-	-	-	-
200.2126.0212	PERS Pick-Up - Employee Contribution	2,138.46	2,165.65	2,575	-	-	-	-	-	-
200.2126.0220	FICA (SS & Medicare)	3,069.16	2,760.20	3,283	-	-	-	-	-	-
200.2126.0231	Worker's Compensation	145.64	124.77	1,073	-	-	-	-	-	-
200.2126.0248	OEBB Classified Insurance	12,683.44	21,334.63	19,077	-	-	-	-	-	-
200.2126.0342	Travel - Out of District	199.00	1,717.89	-	-	-	-	-	-	-
200.2126.0410	Consumable Supplies	879.24	1,152.99	-	-	-	-	-	-	-
FUNCTION: Placement Services		67,084.37	74,909.63	81,066	1.00	-	-	-	-	-

Account	Description	Actuals 2122	Actuals 2223	Adopted 2324	Adopted		Proposed		Adopted FTE	
					FTE 2324	Proposed 2425	FTE 2425	Approved 2425	Adopted 2425	2425
200.2134.0112	Classified Salaries	78,093.95	76,771.93	91,729	2.00	98,263	2.00	98,263	98,263	2.00
200.2134.0130	Ext Hrs - Licensed/Other	-	50.39	-	-	-	-	-	-	-
200.2134.0142	Cell Phone Stipend	360.00	360.00	360	-	-	-	-	-	-
200.2134.0144	Retention Incentive	1,000.00	1,500.00	-	-	-	-	-	-	-
200.2134.0211	PERS - Employer Contribution	18,846.44	18,546.45	22,960	-	24,595	-	24,595	24,595	-
200.2134.0212	PERS Pick-Up - Employee Contribution	4,767.27	4,690.96	5,504	-	5,896	-	5,896	5,896	-
200.2134.0220	FICA (SS & Medicare)	5,867.07	5,787.74	7,017	-	7,518	-	7,518	7,518	-
200.2134.0231	Worker's Compensation	302.16	274.81	2,293	-	1,719	-	1,719	1,719	-
200.2134.0248	OEBB Classified Insurance	45,176.64	49,066.99	38,154	-	38,592	-	38,592	38,592	-
200.2134.0253	Paid Leave Oregon	-	-	-	-	1,081	-	1,081	1,081	-
200.2134.0390	Other Purchased Services	191,451.76	215,187.38	-	-	-	-	-	-	-
200.2134.0410	Consumable Supplies	-	3,216.47	-	-	-	-	-	-	-
FUNCTION: Nurse Services		345,865.29	375,453.12	168,017	2.00	177,664	2.00	177,664	177,664	2.00
200.2139.0130	Ext Hrs - Licensed/Other	-	152.54	-	-	-	-	-	-	-
200.2139.0131	Ext Hrs - Classified	-	104.27	-	-	-	-	-	-	-
200.2139.0211	PERS - Employer Contribution	-	52.97	-	-	-	-	-	-	-
200.2139.0212	PERS Pick-Up - Employee Contribution	-	13.10	-	-	-	-	-	-	-
200.2139.0220	FICA (SS & Medicare)	-	19.36	-	-	-	-	-	-	-
200.2139.0231	Worker's Compensation	-	0.90	-	-	-	-	-	-	-
200.2139.0390	Other Purchased Services	36,464.00	28,428.00	-	-	-	-	-	-	-
FUNCTION: Other Health Services		36,464.00	28,771.14	-	-	-	-	-	-	-
200.2142.0130	Ext Hrs - Licensed/Other	1,496.40	5,496.43	-	-	-	-	-	-	-
200.2142.0144	Retention Incentive	1,500.00	-	-	-	-	-	-	-	-
200.2142.0211	PERS - Employer Contribution	586.51	1,303.71	-	-	-	-	-	-	-
200.2142.0212	PERS Pick-Up - Employee Contribution	148.36	329.79	-	-	-	-	-	-	-
200.2142.0220	FICA (SS & Medicare)	228.09	419.20	-	-	-	-	-	-	-
200.2142.0231	Worker's Compensation	10.94	18.86	-	-	-	-	-	-	-
200.2142.0410	Consumable Supplies	4,707.97	32,722.31	-	-	-	-	-	-	-
FUNCTION: Psychological Testing Services		8,678.27	40,290.30	-	-	-	-	-	-	-
200.2143.0111	Licensed Salaries	279,135.86	405,371.34	475,122	5.50	490,016	5.50	490,016	490,016	5.50
200.2143.0130	Ext Hrs - Licensed/Other	-	6,054.48	-	-	-	-	-	-	-
200.2143.0142	Cell Phone Stipend	255.00	270.00	450	-	-	-	-	-	-
200.2143.0144	Retention Incentive	2,000.00	3,000.00	-	-	-	-	-	-	-
200.2143.0211	PERS - Employer Contribution	70,698.08	104,984.72	126,609	-	132,236	-	132,236	132,236	-
200.2143.0212	PERS Pick-Up - Employee Contribution	16,883.50	24,881.77	28,507	-	29,401	-	29,401	29,401	-
200.2143.0220	FICA (SS & Medicare)	21,153.30	31,456.67	36,346	-	46,063	-	46,063	46,063	-
200.2143.0231	Worker's Compensation	1,011.98	1,363.60	11,878	-	-	-	-	-	-
200.2143.0242	OEBB Licensed Insurance	78,372.25	100,489.78	104,274	-	105,924	-	105,924	105,924	-
200.2143.0253	Paid Leave Oregon	-	-	-	-	5,390	-	5,390	5,390	-
200.2143.0341	Travel - Local in District	4,775.28	-	-	-	-	-	-	-	-
200.2143.0342	Travel - Out of District	504.00	6,764.37	-	-	-	-	-	-	-
200.2143.0410	Consumable Supplies	-	979.52	-	-	-	-	-	-	-
FUNCTION: Psychological Counseling Services		474,789.25	685,616.25	783,186	5.50	809,030	5.50	809,030	809,030	5.50
200.2150.0130	Ext Hrs - Licensed/Other	7,408.64	7,389.93	-	-	-	-	-	-	-
200.2150.0144	Retention Incentive	3,000.00	-	-	-	-	-	-	-	-
200.2150.0211	PERS - Employer Contribution	2,468.93	1,752.87	-	-	-	-	-	-	-
200.2150.0212	PERS Pick-Up - Employee Contribution	624.49	443.39	-	-	-	-	-	-	-
200.2150.0220	FICA (SS & Medicare)	794.62	561.21	-	-	-	-	-	-	-
200.2150.0231	Worker's Compensation	37.82	25.24	-	-	-	-	-	-	-
200.2150.0322	Repair & Maintenance	-	800.00	-	-	-	-	-	-	-
200.2150.0341	Travel - Local in District	-	3.01	-	-	-	-	-	-	-
200.2150.0342	Travel - Out of District	-	1,796.24	-	-	-	-	-	-	-
200.2150.0390	Other Purchased Services	-	67,430.92	-	-	-	-	-	-	-
200.2150.0410	Consumable Supplies	5,710.75	17,788.85	-	-	-	-	-	-	-
FUNCTION: Speech Pathology and Audiology Services		20,045.25	97,991.66	-	-	-	-	-	-	-

Account	Description	Actuals 2122	Actuals 2223	Adopted 2324	Adopted		Proposed		Adopted FTE 2425	
					FTE 2324	Proposed 2425	FTE 2425	Approved 2425		
200.2190.0111	Licensed Salaries	260,426.21	122,882.30	127,766	1.50	237,748	2.50	237,748	237,748	2.50
200.2190.0112	Classified Salaries	17,648.55	-	-	-	-	-	-	-	-
200.2190.0113	Administrator Salaries	273,777.54	235,345.26	285,089	2.10	100,914	0.60	100,914	100,914	0.60
200.2190.0124	Temporary - Classified	14,091.95	47,712.76	53,364	-	-	-	-	-	-
200.2190.0130	Ext Hrs - Licensed/Other	3,750.35	4,872.24	-	-	-	-	-	-	-
200.2190.0131	Ext Hrs - Classified	385.94	2,514.35	-	-	-	-	-	-	-
200.2190.0142	Cell Phone Stipend	1,380.00	180.00	90	-	-	-	-	-	-
200.2190.0144	Retention Incentive	8,000.00	3,500.00	-	-	-	-	-	-	-
200.2190.0211	PERS - Employer Contribution	143,078.03	104,795.98	123,908	-	90,280	-	90,280	90,280	-
200.2190.0212	PERS Pick-Up - Employee Contribution	31,233.97	24,606.17	27,973	-	20,320	-	20,320	20,320	-
200.2190.0220	FICA (SS & Medicare)	43,938.68	31,272.01	35,663	-	30,070	-	30,070	30,070	-
200.2190.0231	Worker's Compensation	2,089.00	1,357.87	11,655	-	1,766	-	1,766	1,766	-
200.2190.0242	OEBB Licensed Insurance	49,410.73	24,488.16	28,437	-	48,145	-	48,145	48,145	-
200.2190.0243	OEBB Admin Insurance	58,096.54	52,482.48	84,423	-	16,854	-	16,854	16,854	-
200.2190.0248	OEBB Classified Insurance	4,756.90	-	-	-	-	-	-	-	-
200.2190.0253	Paid Leave Oregon	-	-	-	-	3,726	-	3,726	3,726	-
200.2190.0324	Rentals	-	19,030.00	-	-	-	-	-	-	-
200.2190.0341	Travel - Local in District	1,255.33	497.68	-	-	-	-	-	-	-
200.2190.0342	Travel - Out of District	21,382.42	53,717.50	15,000	-	-	-	-	-	-
200.2190.0355	Printing & Binding	1,329.00	1,039.00	-	-	-	-	-	-	-
200.2190.0390	Other Purchased Services	-	40,900.00	-	-	-	-	-	-	-
200.2190.0410	Consumable Supplies	11,998.56	22,703.46	50,000	-	-	-	-	-	-
200.2190.0470	Computer Software	15,099.00	41,649.82	20,000	-	-	-	-	-	-
200.2190.0640	Dues and Fees	-	1,180.00	-	-	-	-	-	-	-
FUNCTION: Service Direction, Student Support Services		963,128.70	836,727.04	863,368	3.60	549,823	3.10	549,823	549,823	3.10
200.2210.0111	Licensed Salaries	226,624.93	231,501.77	255,601	2.75	273,493	2.75	273,493	273,493	2.75
200.2210.0130	Ext Hrs - Licensed/Other	5,686.38	13,419.16	-	-	-	-	-	-	-
200.2210.0144	Retention Incentive	2,500.00	2,000.00	-	-	-	-	-	-	-
200.2210.0210	PERS	1,953.67	-	-	-	-	-	-	-	-
200.2210.0211	PERS - Employer Contribution	62,617.31	63,290.29	68,603	-	73,405	-	73,405	73,405	-
200.2210.0212	PERS Pick-Up - Employee Contribution	14,230.06	14,878.02	15,336	-	16,410	-	16,410	16,410	-
200.2210.0220	FICA (SS & Medicare)	16,087.60	6,057.55	19,554	-	20,923	-	20,923	20,923	-
200.2210.0231	Worker's Compensation	848.40	166.18	6,390	-	6,837	-	6,837	6,837	-
200.2210.0242	OEBB Licensed Insurance	25,363.02	12,827.45	52,137	-	55,787	-	55,787	55,787	-
200.2210.0253	Paid Leave Oregon	-	-	-	-	2,545	-	2,545	2,545	-
200.2210.0341	Travel - Local in District	-	79.29	-	-	-	-	-	-	-
FUNCTION: Improvement of Instruction Services		355,911.37	344,219.71	417,621	2.75	449,400	2.75	449,400	449,400	2.75
200.2211.0144	Retention Incentive	1,500.00	1,500.00	-	-	-	-	-	-	-
200.2211.0211	PERS - Employer Contribution	371.36	371.35	-	-	-	-	-	-	-
200.2211.0212	PERS Pick-Up - Employee Contribution	90.00	90.00	-	-	-	-	-	-	-
200.2211.0220	FICA (SS & Medicare)	113.86	113.93	-	-	-	-	-	-	-
200.2211.0231	Worker's Compensation	5.47	4.98	-	-	-	-	-	-	-
FUNCTION: Service Area Direction		2,080.69	2,080.26	-	-	-	-	-	-	-
200.2219.0114	Managerial Salaries	6.00	-	-	-	-	-	-	-	-
200.2219.0124	Temporary - Classified	6,819.36	17,299.82	-	-	-	-	-	-	-
200.2219.0130	Ext Hrs - Licensed/Other	-	37.41	-	-	-	-	-	-	-
200.2219.0131	Ext Hrs - Classified	7,281.05	11,664.46	-	-	-	-	-	-	-
200.2219.0142	Cell Phone Stipend	180.00	-	-	-	-	-	-	-	-
200.2219.0211	PERS - Employer Contribution	2,083.84	5,483.88	-	-	-	-	-	-	-
200.2219.0212	PERS Pick-Up - Employee Contribution	475.98	1,163.06	-	-	-	-	-	-	-
200.2219.0220	FICA (SS & Medicare)	947.85	2,037.03	-	-	-	-	-	-	-
200.2219.0231	Worker's Compensation	57.93	108.20	-	-	-	-	-	-	-
200.2219.0248	OEBB Classified Insurance	73.66	192.05	-	-	-	-	-	-	-
200.2219.0324	Rentals	659.22	-	-	-	-	-	-	-	-
200.2219.0341	Travel - Local in District	121.58	253.52	-	-	-	-	-	-	-
200.2219.0342	Travel - Out of District	-	5,607.90	-	-	-	-	-	-	-
200.2219.0355	Printing & Binding	1,933.61	-	-	-	-	-	-	-	-
200.2219.0390	Other Purchased Services	32,624.57	8,501.95	-	-	-	-	-	-	-
200.2219.0410	Consumable Supplies	7,075.18	19,459.22	-	-	-	-	-	-	-
200.2219.0460	Non-Consumable Supplies	10.00	-	-	-	-	-	-	-	-
200.2219.0470	Computer Software	-	-	-	-	-	-	-	-	-
200.2219.0480	Computer Hardware	5,373.84	-	-	-	-	-	-	-	-
FUNCTION: Other Improvement of Instruction Services		65,723.67	71,808.50	-	-	-	-	-	-	-
200.2222.0144	Retention Incentive	3,000.00	4,000.00	-	-	-	-	-	-	-
200.2222.0211	PERS - Employer Contribution	756.97	876.87	-	-	-	-	-	-	-
200.2222.0212	PERS Pick-Up - Employee Contribution	179.69	210.01	-	-	-	-	-	-	-
200.2222.0220	FICA (SS & Medicare)	226.51	303.73	-	-	-	-	-	-	-
200.2222.0231	Worker's Compensation	10.61	13.49	-	-	-	-	-	-	-
200.2222.0430	Library Books	2,025.59	1,808.22	-	-	-	-	-	-	-
200.2222.0460	Non-Consumable Supplies	6,988.00	-	-	-	-	-	-	-	-
FUNCTION: Library/Media Center		13,187.37	7,212.32	-	-	-	-	-	-	-
200.2230.0470	Computer Software	55,629.45	15,139.40	56,000	-	56,000	-	56,000	56,000	-
FUNCTION: Assessment and Testing		55,629.45	15,139.40	56,000	-	56,000	-	56,000	56,000	-

Account	Description	Actuals 2122	Actuals 2223	Adopted 2324	Adopted		Proposed		Adopted FTE	
					FTE 2324	Proposed 2425	FTE 2425	Approved 2425	Adopted 2425	2425
200.2240.0111	Licensed Salaries	837,032.35	614,591.50	667,615	7.25	712,457	6.25	712,457	712,457	6.25
200.2240.0130	Ext Hrs - Licensed/Other	84,146.80	195,437.47	125,000	-	-	-	-	-	-
200.2240.0131	Ext Hrs - Classified	9,989.89	12,065.95	-	-	-	-	-	-	-
200.2240.0144	Retention Incentive	2,500.00	3,000.00	-	-	-	-	-	-	-
200.2240.0210	PERS	1,209.43	-	-	-	-	-	-	-	-
200.2240.0211	PERS - Employer Contribution	235,609.43	209,190.38	178,134	-	162,472	-	162,472	162,472	-
200.2240.0212	PERS Pick-Up - Employee Contribution	55,959.92	49,522.55	40,058	-	46,349	-	46,349	46,349	-
200.2240.0220	FICA (SS & Medicare)	69,580.10	62,567.26	51,072	-	54,503	-	54,503	54,503	-
200.2240.0231	Worker's Compensation	3,375.00	2,745.26	16,691	-	-	-	-	-	-
200.2240.0242	OEBB Licensed Insurance	168,697.26	110,783.23	137,449	-	101,613	-	101,613	101,613	-
200.2240.0253	Paid Leave Oregon	-	-	-	-	8,145	-	8,145	8,145	-
200.2240.0340	Travel	2,742.12	5,603.85	-	-	-	-	-	-	-
200.2240.0341	Travel - Local in District	8,500.00	12,679.77	15,000	-	-	-	-	-	-
200.2240.0342	Travel - Out of District	53,739.81	157,357.83	45,000	-	-	-	-	-	-
200.2240.0390	Other Purchased Services	110,147.23	321,620.33	375,000	-	-	-	-	-	-
200.2240.0410	Consumable Supplies	18,936.60	26,275.02	100,000	-	-	-	-	-	-
200.2240.0470	Computer Software	5,034.52	5,288.00	-	-	-	-	-	-	-
200.2240.0480	Computer Hardware	-	3,427.99	-	-	-	-	-	-	-
200.2240.0640	Dues and Fees	34,488.00	750.00	-	-	-	-	-	-	-
FUNCTION: Instructional Staff Development		1,701,688.46	1,792,906.39	1,751,019	7.25	1,085,539	6.25	1,085,539	1,085,539	6.25
200.2241.0390	Other Purchased Services	678.72	-	-	-	-	-	-	-	-
FUNCTION: Instructional Staff Development (Dist IA)		678.72	-	-	-	-	-	-	-	-
200.2320.0144	Retention Incentive	1,000.00	1,500.00	-	-	-	-	-	-	-
200.2320.0211	PERS - Employer Contribution	252.75	385.78	-	-	-	-	-	-	-
200.2320.0212	PERS Pick-Up - Employee Contribution	60.00	89.71	-	-	-	-	-	-	-
200.2320.0220	FICA (SS & Medicare)	74.47	111.52	-	-	-	-	-	-	-
200.2320.0231	Worker's Compensation	3.53	4.89	-	-	-	-	-	-	-
200.2320.0341	Travel - Local in District	-	186.47	-	-	-	-	-	-	-
200.2320.0342	Travel - Out of District	-	1,796.66	-	-	-	-	-	-	-
FUNCTION: Executive Administration Services		1,390.75	4,075.03	-	-	-	-	-	-	-
200.2329.0130	Ext Hrs - Licensed/Other	2,996.85	-	-	-	-	-	-	-	-
200.2329.0131	Ext Hrs - Classified	1,500.03	-	-	-	-	-	-	-	-
200.2329.0211	PERS - Employer Contribution	1,134.75	-	-	-	-	-	-	-	-
200.2329.0212	PERS Pick-Up - Employee Contribution	267.38	-	-	-	-	-	-	-	-
200.2329.0220	FICA (SS & Medicare)	337.06	0.02	-	-	-	-	-	-	-
200.2329.0231	Worker's Compensation	16.10	0.24	-	-	-	-	-	-	-
200.2329.0242	OEBB Licensed Insurance	146.94	-	-	-	-	-	-	-	-
200.2329.0410	Consumable Supplies	2,448.08	12,579.07	-	-	-	-	-	-	-
200.2329.0460	Non-Consumable Supplies	3,513.12	-	-	-	-	-	-	-	-
200.2329.0640	Dues and Fees	18,216.08	-	-	-	-	-	-	-	-
FUNCTION: Other Executive Administration Services		30,576.39	12,579.33	-	-	-	-	-	-	-
200.2410.0113	Administrator Salaries	-	84,482.81	-	-	-	-	-	-	-
200.2410.0130	Ext Hrs - Licensed/Other	22,451.96	26,943.14	115,000	-	115,000	-	115,000	115,000	-
200.2410.0131	Ext Hrs - Classified	14,830.12	3,444.25	-	-	-	-	-	-	-
200.2410.0142	Cell Phone Stipend	-	250.00	-	-	-	-	-	-	-
200.2410.0144	Retention Incentive	65,500.00	531,749.99	-	-	-	-	-	-	-
200.2410.0211	PERS - Employer Contribution	24,657.90	154,664.95	37,811	-	40,000	-	40,000	40,000	-
200.2410.0212	PERS Pick-Up - Employee Contribution	6,011.08	37,182.20	8,140	-	8,140	-	8,140	8,140	-
200.2410.0220	FICA (SS & Medicare)	7,774.78	49,425.95	10,379	-	10,379	-	10,379	10,379	-
200.2410.0231	Worker's Compensation	415.83	3,112.34	3,392	-	3,392	-	3,392	3,392	-
200.2410.0243	OEBB Admin Insurance	-	11,458.91	-	-	-	-	-	-	-
200.2410.0340	Travel	-	695.00	-	-	-	-	-	-	-
200.2410.0342	Travel - Out of District	15,796.78	38,074.16	-	-	-	-	-	-	-
200.2410.0390	Other Purchased Services	18,750.00	5,202.51	-	-	-	-	-	-	-
200.2410.0410	Consumable Supplies	165,304.69	87,589.89	250,000	-	50,000	-	50,000	50,000	-
200.2410.0440	Periodicals	1,785.00	-	-	-	-	-	-	-	-
200.2410.0460	Non-Consumable Supplies	-	32,829.95	-	-	-	-	-	-	-
200.2410.0470	Computer Software	37,027.00	22,728.00	50,000	-	50,000	-	50,000	50,000	-
200.2410.0640	Dues and Fees	9,193.00	1,200.00	-	-	-	-	-	-	-
FUNCTION: Office of the Principal Services		389,498.14	1,091,034.05	474,722	-	276,911	-	276,911	276,911	-
200.2490.0640	Dues and Fees	436.18	-	-	-	-	-	-	-	-
FUNCTION: Other Support Services-School Administration		436.18	-	-	-	-	-	-	-	-
200.2520.0131	Ext Hrs - Classified	4,098.56	-	-	-	-	-	-	-	-
200.2520.0144	Retention Incentive	2,500.00	2,500.00	-	-	-	-	-	-	-
200.2520.0211	PERS - Employer Contribution	656.97	624.10	-	-	-	-	-	-	-
200.2520.0212	PERS Pick-Up - Employee Contribution	158.33	150.00	-	-	-	-	-	-	-
200.2520.0220	FICA (SS & Medicare)	502.41	189.17	-	-	-	-	-	-	-
200.2520.0231	Worker's Compensation	25.21	8.34	-	-	-	-	-	-	-
200.2520.0342	Travel - Out of District	-	6,595.68	-	-	-	-	-	-	-
200.2520.0690	Grant Indirect Charges	649,888.95	548,249.08	475,000	-	475,000	-	475,000	475,000	-
FUNCTION: Fiscal Services		657,830.43	558,316.37	475,000	-	475,000	-	475,000	475,000	-

Account	Description	Actuals 2122	Actuals 2223	Adopted 2324	Adopted		Proposed		Adopted FTE	
					FTE 2324	Proposed 2425	FTE 2425	Approved 2425	Adopted 2425	2425
200.2528.0131	Ext Hrs - Classified	874.28	-	-	-	-	-	-	-	-
200.2528.0133	Ext Hrs - Translations	133.08	-	-	-	-	-	-	-	-
200.2528.0144	Retention Incentive	1,000.00	1,000.00	-	-	-	-	-	-	-
200.2528.0211	PERS - Employer Contribution	491.71	252.76	-	-	-	-	-	-	-
200.2528.0212	PERS Pick-Up - Employee Contribution	120.46	59.99	-	-	-	-	-	-	-
200.2528.0220	FICA (SS & Medicare)	152.59	76.00	-	-	-	-	-	-	-
200.2528.0231	Worker's Compensation	7.16	3.31	-	-	-	-	-	-	-
200.2528.0410	Consumable Supplies	4,894.00	-	-	-	-	-	-	-	-
FUNCTION: Risk Management Services		7,673.28	1,392.06	-	-	-	-	-	-	-
200.2541.0144	Retention Incentive	15,500.00	-	-	-	-	-	-	-	-
200.2541.0211	PERS - Employer Contribution	2,996.12	-	-	-	-	-	-	-	-
200.2541.0212	PERS Pick-Up - Employee Contribution	749.99	-	-	-	-	-	-	-	-
200.2541.0220	FICA (SS & Medicare)	1,180.03	-	-	-	-	-	-	-	-
200.2541.0231	Worker's Compensation	292.97	-	-	-	-	-	-	-	-
200.2541.0322	Repair & Maintenance	-	-	5,101,300	-	-	-	-	-	-
FUNCTION: Service Area Direction		20,719.11	-	5,101,300	-	-	-	-	-	-
200.2542.0144	Retention Incentive	12,500.00	-	-	-	-	-	-	-	-
200.2542.0160	Ext Hrs - Custodians	29,991.98	975.34	-	-	-	-	-	-	-
200.2542.0211	PERS - Employer Contribution	9,569.51	256.87	-	-	-	-	-	-	-
200.2542.0212	PERS Pick-Up - Employee Contribution	2,332.21	58.53	-	-	-	-	-	-	-
200.2542.0220	FICA (SS & Medicare)	3,224.85	74.44	-	-	-	-	-	-	-
200.2542.0231	Worker's Compensation	1,051.54	21.40	-	-	-	-	-	-	-
200.2542.0390	Other Purchased Services	155,035.54	45,780.52	-	-	-	-	-	-	-
200.2542.0410	Consumable Supplies	126,509.51	-	-	-	-	-	-	-	-
FUNCTION: Care and Upkeep of Buildings Services		340,215.14	47,167.10	-	-	-	-	-	-	-
200.2543.0144	Retention Incentive	3,000.00	-	-	-	-	-	-	-	-
200.2543.0211	PERS - Employer Contribution	727.16	-	-	-	-	-	-	-	-
200.2543.0212	PERS Pick-Up - Employee Contribution	180.00	-	-	-	-	-	-	-	-
200.2543.0220	FICA (SS & Medicare)	227.46	-	-	-	-	-	-	-	-
200.2543.0231	Worker's Compensation	66.44	-	-	-	-	-	-	-	-
FUNCTION: Care and Upkeep of Buildings Services		4,201.06	-	-	-	-	-	-	-	-
200.2544.0144	Retention Incentive	1,500.00	-	-	-	-	-	-	-	-
200.2544.0211	PERS - Employer Contribution	355.79	-	-	-	-	-	-	-	-
200.2544.0212	PERS Pick-Up - Employee Contribution	90.00	-	-	-	-	-	-	-	-
200.2544.0220	FICA (SS & Medicare)	113.92	-	-	-	-	-	-	-	-
200.2544.0231	Worker's Compensation	27.49	-	-	-	-	-	-	-	-
200.2544.0322	Repair & Maintenance	79,789.28	3,795,118.63	-	-	-	-	-	-	-
200.2544.0383	Architect/Engineer Services	-	9,454.40	-	-	-	-	-	-	-
200.2544.0390	Other Purchased Services	70,199.50	19,227.74	-	-	-	-	-	-	-
200.2544.0410	Consumable Supplies	73,264.14	337.92	-	-	23,615	-	23,615	23,615	-
200.2544.0460	Non-Consumable Supplies	231,978.42	-	-	-	-	-	-	-	-
200.2544.0470	Computer Software	80,045.45	-	-	-	-	-	-	-	-
200.2544.0520	Buildings Acquisition	-	841,407.47	-	-	-	-	-	-	-
FUNCTION: Maintenance		537,363.99	4,665,546.16	-	-	23,615	-	23,615	23,615	-
200.2552.0332	Non-Reimbursable Student Transportation	166,850.17	10,978.66	-	-	-	-	-	-	-
200.2552.0460	Non-Consumable Supplies	30,839.00	6,870.00	-	-	-	-	-	-	-
200.2552.0541	Initial and Additional Equipment Purchase	-	151,372.05	-	-	-	-	-	-	-
FUNCTION: Vehicle Operation Services		197,689.17	169,220.71	-	-	-	-	-	-	-
200.2558.0332	Non-Reimbursable Student Transportation	12,159.94	-	-	-	-	-	-	-	-
FUNCTION: Special Education Transportation Services		12,159.94	-	-	-	-	-	-	-	-
200.2572.0410	Consumable Supplies	24,111.83	-	-	-	-	-	-	-	-
FUNCTION: Purchasing Services		24,111.83	-	-	-	-	-	-	-	-
200.2633.0144	Retention Incentive	500.00	500.00	-	-	-	-	-	-	-
200.2633.0211	PERS - Employer Contribution	118.60	118.59	-	-	-	-	-	-	-
200.2633.0212	PERS Pick-Up - Employee Contribution	30.00	30.00	-	-	-	-	-	-	-
200.2633.0220	FICA (SS & Medicare)	35.83	35.47	-	-	-	-	-	-	-
200.2633.0231	Worker's Compensation	1.87	1.70	-	-	-	-	-	-	-
FUNCTION: Public Information Services		686.30	685.76	-	-	-	-	-	-	-
200.2640.0144	Retention Incentive	1,500.00	1,500.00	-	-	-	-	-	-	-
200.2640.0211	PERS - Employer Contribution	371.33	386.90	-	-	-	-	-	-	-
200.2640.0212	PERS Pick-Up - Employee Contribution	90.00	90.00	-	-	-	-	-	-	-
200.2640.0220	FICA (SS & Medicare)	113.53	113.49	-	-	-	-	-	-	-
200.2640.0231	Worker's Compensation	5.41	4.96	-	-	-	-	-	-	-
200.2640.0342	Travel - Out of District	-	8,487.56	-	-	-	-	-	-	-
200.2640.0640	Dues and Fees	-	3,396.00	-	-	-	-	-	-	-
FUNCTION: Staff Services		2,080.27	13,978.91	-	-	-	-	-	-	-

Account	Description	Actuals 2122	Actuals 2223	Adopted 2324	Adopted FTE 2324	Proposed 2425	Proposed FTE 2425	Approved 2425	Adopted 2425	Adopted FTE 2425
200.2660.0144	Retention Incentive	12,000.00	-	-	-	-	-	-	-	-
200.2660.0211	PERS - Employer Contribution	1,975.35	-	-	-	-	-	-	-	-
200.2660.0212	PERS Pick-Up - Employee Contribution	480.00	-	-	-	-	-	-	-	-
200.2660.0220	FICA (SS & Medicare)	904.99	-	-	-	-	-	-	-	-
200.2660.0231	Worker's Compensation	44.51	-	-	-	-	-	-	-	-
200.2660.0322	Repair & Maintenance	-	20,655.44	-	-	-	-	-	-	-
200.2660.0324	Rentals	-	19,030.00	-	-	-	-	-	-	-
200.2660.0351	Telephone	-	9,737.86	-	-	-	-	-	-	-
200.2660.0359	Other Communication Services	1,136.32	92,103.59	-	-	-	-	-	-	-
200.2660.0390	Other Purchased Services	-	765.00	-	-	-	-	-	-	-
200.2660.0410	Consumable Supplies	-	37,604.03	-	-	-	-	-	-	-
200.2660.0460	Non-Consumable Supplies	-	208.96	-	-	-	-	-	-	-
200.2660.0470	Computer Software	2,918.48	69,714.21	-	-	-	-	-	-	-
200.2660.0480	Computer Hardware	16,029.76	277,110.38	-	-	-	-	-	-	-
FUNCTION: Technology Services		35,489.41	526,929.47	-	-	-	-	-	-	-
200.3100.0112	Classified Salaries	43,317.25	21,643.43	-	-	-	-	-	-	-
200.3100.0114	Managerial Salaries	5,185.19	4,335.07	-	-	-	-	-	-	-
200.3100.0131	Ext Hrs - Classified	-	53,543.30	-	-	-	-	-	-	-
200.3100.0144	Retention Incentive	15,500.00	16,000.00	-	-	-	-	-	-	-
200.3100.0211	PERS - Employer Contribution	3,279.93	11,317.48	-	-	-	-	-	-	-
200.3100.0212	PERS Pick-Up - Employee Contribution	810.02	2,636.45	-	-	-	-	-	-	-
200.3100.0220	FICA (SS & Medicare)	1,171.37	5,307.03	-	-	-	-	-	-	-
200.3100.0231	Worker's Compensation	344.04	1,356.01	-	-	-	-	-	-	-
200.3100.0410	Consumable Supplies	1,282.00	24,910.45	-	-	-	-	-	-	-
200.3100.0450	Food - Food Service Only	155,033.10	331,318.08	-	-	400,000	-	400,000	400,000	-
FUNCTION: Food Services		225,922.90	472,367.30	-	-	400,000	-	400,000	400,000	-
200.3300.0111	Licensed Salaries	-	196.25	-	-	-	-	-	-	-
200.3300.0112	Classified Salaries	38,496.38	23,277.94	-	-	169,174	3.52	169,174	169,174	3.52
200.3300.0124	Temporary - Classified	1,409.33	1,967.41	-	-	-	-	-	-	-
200.3300.0130	Ext Hrs - Licensed/Other	6,295.60	41,022.70	-	-	-	-	-	-	-
200.3300.0131	Ext Hrs - Classified	34,030.83	102,191.92	75,000	-	-	-	-	-	-
200.3300.0133	Ext Hrs - Translations	703.61	167.02	-	-	-	-	-	-	-
200.3300.0142	Cell Phone Stipend	180.00	180.00	-	-	-	-	-	-	-
200.3300.0144	Retention Incentive	500.00	500.00	-	-	-	-	-	-	-
200.3300.0211	PERS - Employer Contribution	19,450.91	37,996.37	-	-	42,341	-	42,341	42,341	-
200.3300.0212	PERS Pick-Up - Employee Contribution	4,722.64	9,145.24	-	-	10,152	-	10,152	10,152	-
200.3300.0220	FICA (SS & Medicare)	6,125.66	12,770.67	-	-	12,944	-	12,944	12,944	-
200.3300.0231	Worker's Compensation	334.82	605.97	-	-	2,963	-	2,963	2,963	-
200.3300.0242	OEBB Licensed Insurance	-	2,254.89	-	-	-	-	-	-	-
200.3300.0248	OEBB Classified Insurance	18,708.45	14,512.85	-	-	67,534	-	67,534	67,534	-
200.3300.0253	Paid Leave Oregon	-	-	-	-	1,860	-	1,860	1,860	-
200.3300.0332	Non-Reimbursable Student Transportation	275.42	-	-	-	-	-	-	-	-
200.3300.0341	Travel - Local in District	131.77	132.71	-	-	-	-	-	-	-
200.3300.0342	Travel - Out of District	3,471.90	18,736.99	17,000	-	17,000	-	17,000	17,000	-
200.3300.0343	Travel - Student Out of District	-	79.30	-	-	-	-	-	-	-
200.3300.0349	Other Travel	11,384.00	-	15,000	-	15,000	-	15,000	15,000	-
200.3300.0355	Printing & Binding	2,708.35	11,143.17	5,000	-	5,000	-	5,000	5,000	-
200.3300.0390	Other Purchased Services	22,341.13	46,415.31	35,000	-	35,000	-	35,000	35,000	-
200.3300.0410	Consumable Supplies	72,094.07	121,884.12	200,000	-	200,000	-	200,000	200,000	-
200.3300.0460	Non-Consumable Supplies	-	17.77	-	-	-	-	-	-	-
200.3300.0470	Computer Software	-	5,000.00	-	-	-	-	-	-	-
200.3300.0480	Computer Hardware	124.92	-	-	-	-	-	-	-	-
FUNCTION: Community Services		243,489.79	450,198.60	347,000	-	578,968	3.52	578,968	578,968	3.52
200.3301.0341	Travel - Local in District	378.90	-	-	-	-	-	-	-	-
200.3301.0390	Other Purchased Services	40,589.87	599.76	75,000	-	75,000	-	75,000	75,000	-
200.3301.0410	Consumable Supplies	11,898.24	239.91	15,000	-	15,000	-	15,000	15,000	-
200.3301.0470	Computer Software	6,869.60	6,120.00	20,000	-	20,000	-	20,000	20,000	-
FUNCTION: St. Lukes		59,736.61	6,959.67	110,000	-	110,000	-	110,000	110,000	-
200.3500.0124	Temporary - Classified	81,452.25	-	-	-	-	-	-	-	-
200.3500.0130	Ext Hrs - Licensed/Other	29,719.21	-	-	-	-	-	-	-	-
200.3500.0131	Ext Hrs - Classified	56,714.61	-	-	-	-	-	-	-	-
200.3500.0211	PERS - Employer Contribution	16,864.16	-	-	-	-	-	-	-	-
200.3500.0212	PERS Pick-Up - Employee Contribution	3,555.76	-	-	-	-	-	-	-	-
200.3500.0220	FICA (SS & Medicare)	11,421.03	-	-	-	-	-	-	-	-
200.3500.0231	Worker's Compensation	655.75	-	-	-	-	-	-	-	-
200.3500.0410	Consumable Supplies	8,399.19	-	-	-	-	-	-	-	-
200.3500.0640	Dues and Fees	1,003.00	-	-	-	-	-	-	-	-
FUNCTION: Custody and Care of Children Services		209,784.96	-	-	-	-	-	-	-	-
200.4150.0640	Dues and Fees	98.00	-	-	-	-	-	-	-	-
FUNCTION: Building Acquisition, Construction, and Improvem		98.00	-	-	-	-	-	-	-	-
200.5200.0710	Fund Modifications	428,500.00	535,700.00	536,000	-	535,800	-	535,800	535,800	-
FUNCTION: Transfers of Funds		428,500.00	535,700.00	536,000	-	535,800	-	535,800	535,800	-
TOTAL		24,898,036.71	29,020,336.21	28,573,189	88.27	18,832,398	85.11	18,832,398	18,832,398	85.11

NUTRITION SERVICES

Resources							
Account	Description	Actuals 2122	Actuals 2223	Adopted 2324	Proposed 2425	Approved 2425	Adopted 2425
205.0000.1620	Daily Sales - Non reimbursable Program	7,830.37	6,378.93	8,500	8,500	8,500	8,500
205.0000.1630	Special Functions	17,560.52	49,248.12	1,600	1,600	1,600	1,600
205.0000.1920	Contributions and Donations From Private Sources	100.00	-	100	100	100	100
205.0000.1990	Miscellaneous	6,422.69	7,779.72	10,000	10,000	10,000	10,000
205.0000.3102	State School Fund - School Lunch Match	35,741.97	30,601.05	35,700	35,700	35,700	35,700
205.0000.3107	SSA Account	-	424,349.76	-	-	-	-
205.0000.3299	Other Restricted Grants-In-Aid	12,680.05	-	-	-	-	-
205.0000.4500	Restricted Rev From Fed Gov't Through State	5,814.00	-	-	-	-	-
205.0000.4500	Emergency Operational Costs	82,939.08	-	-	-	-	-
205.0000.4505	NSLP Lunch	2,766,264.37	2,113,869.82	2,100,000	2,200,000	2,200,000	2,200,000
205.0000.4506	NSLP Breakfast	889,262.40	651,507.86	760,000	770,000	770,000	770,000
205.0000.4507	NSLP Summer	231,916.26	155,203.39	200,000	210,000	210,000	210,000
205.0000.4508	CACFP CIL	10,026.10	15,672.30	12,000	12,000	12,000	12,000
205.0000.4509	CACFP Meals Account	210,713.02	283,351.47	220,000	220,000	220,000	220,000
205.0000.4910	Donated Commodities	326,231.00	-	239,769	350,000	350,000	350,000
205.0000.5400	Resources - Beginning Fund Balance	3,136,073.00	3,933,998.00	2,000,000	3,000,000	3,000,000	3,000,000
TOTAL		7,739,574.83	7,671,960.42	5,587,669	6,817,900	6,817,900	6,817,900

Requirements										
Account	Description	Actuals 2122	Actuals 2223	Adopted 2324	Adopted FTE 2324	Proposed 2425	Proposed FTE 2425	Approved 2425	Adopted 2425	Adopted FTE 2425
205.3100.0112	Classified Salaries	686,173.56	856,421.70	969,782	29.775	1,112,628	34.56	1,112,628	1,112,628	34.56
205.3100.0114	Managerial Salaries	75,758.17	89,916.28	95,118	1.00	103,915	1.00	103,915	103,915	1.00
205.3100.0124	Temporary - Classified Tutors	-	929.32	-	-	-	-	-	-	-
205.3100.0131	Ext Hrs - Classified	65,303.12	67,360.71	42,000	-	42,000	-	42,000	42,000	-
205.3100.0133	Ext Hrs - Translations	295.08	1,403.28	500	-	-	-	-	-	-
205.3100.0135	Ext Hrs - Student Workers	-	-	4,000	-	-	-	-	-	-
205.3100.0142	Cell Phone Stipend	1,229.64	1,259.65	1,193	-	-	-	-	-	-
205.3100.0211	PERS - Employer Contribution	190,912.93	238,978.74	273,108	-	310,256	-	310,256	310,256	-
205.3100.0212	PERS Pick-Up - Employee Contribution	46,928.38	58,087.38	63,894	-	72,993	-	72,993	72,993	-
205.3100.0220	FICA (SS & Medicare)	65,856.17	78,343.07	81,465	-	93,065	-	93,065	93,065	-
205.3100.0231	Worker's Compensation	19,063.12	18,594.10	37,272	-	21,290	-	21,290	21,290	-
205.3100.0243	OEBB Admin Insurance	25,249.30	25,631.60	26,900	-	28,090	-	28,090	28,090	-
205.3100.0248	OEBB Classified Insurance	457,196.18	497,888.85	567,629	-	667,014	-	667,014	667,014	-
205.3100.053	Paid Leave Oregon	-	-	-	-	13,385	-	13,385	13,385	-
205.3100.0319	Other Instructional, Professional and Technical S	2,669.94	-	-	-	-	-	-	-	-
205.3100.0322	Repair & Maintenance	36,303.14	68,650.68	-	-	-	-	-	-	-
205.3100.0324	Rentals	10,426.74	10,734.34	40,000	-	40,000	-	40,000	40,000	-
205.3100.0325	Electricity	10,738.36	13,552.41	10,000	-	10,000	-	10,000	10,000	-
205.3100.0341	Travel - Local in District	-	49.34	18,000	-	18,000	-	18,000	18,000	-
205.3100.0342	Travel - Out of District	26,709.15	41,142.62	250	-	250	-	250	250	-
205.3100.0353	Postage	-	2,750.00	18,000	-	18,000	-	18,000	18,000	-
205.3100.0355	Printing & Binding	-	1,258.00	100	-	100	-	100	100	-
205.3100.0383	Architect/Engineer Services	-	4,319.99	600	-	600	-	600	600	-
205.3100.0390	Other Purchased Services	6,786.02	27,442.42	40,000	-	40,000	-	40,000	40,000	-
205.3100.0410	Consumable Supplies	58,784.58	73,466.72	50,000	-	50,000	-	50,000	50,000	-
205.3100.0411	Gasoline	403.48	642.42	1,200	-	1,200	-	1,200	1,200	-
205.3100.0414	Dish Chemicals	6,019.50	11,671.05	10,000	-	10,000	-	10,000	10,000	-
205.3100.0415	Office Supplies	5,985.27	6,486.20	7,500	-	7,500	-	7,500	7,500	-
205.3100.0416	Catering Expenses	21,279.48	59,930.33	15,000	-	15,000	-	15,000	15,000	-
205.3100.0417	Donated Commodities	326,231.00	-	239,769	-	350,000	-	350,000	350,000	-
205.3100.0450	Food - Food Service Only	1,470,320.44	1,551,408.34	1,600,000	-	2,418,225	-	2,418,225	2,418,225	-
205.3100.0460	Non-Consumable Supplies	1,339.00	3,936.24	5,000	-	5,000	-	5,000	5,000	-
205.3100.0461	Non-Consumable - Smallwares	-	24.97	6,000	-	6,000	-	6,000	6,000	-
205.3100.0470	Computer Software	2,605.15	3,376.00	5,000	-	5,000	-	5,000	5,000	-
205.3100.0480	Computer Hardware	264.53	2,155.19	-	-	-	-	-	-	-
205.3100.0520	Buildings Acquisition	4,552.60	393,501.10	75,000	-	75,000	-	75,000	75,000	-
205.3100.0541	Initial and Additional Equipment Purchase	72,540.00	2,007.80	59,589	-	59,589	-	59,589	59,589	-
205.3100.0542	Replacement Equipment Purchase	72,972.14	177,494.00	22,000	-	22,000	-	22,000	22,000	-
205.3100.0640	Dues and Fees	34,680.57	19,812.78	1,800	-	1,800	-	1,800	1,800	-
FUNCTION: Food Services		3,805,576.74	4,410,627.62	4,387,669	30.775	5,617,900	35.56	5,617,900	5,617,900	35.56
205.7000.0820	Reserved	-	-	1,200,000	-	1,200,000	-	1,200,000	1,200,000	-
FUNCTION: Unappropriated Ending Fund Balance		-	-	1,200,000	-	1,200,000	-	1,200,000	1,200,000	-
GRAND TOTAL - NUTRITION SERVICES		3,805,576.74	4,410,627.62	5,587,669	30.78	6,817,900	35.56	6,817,900	6,817,900	35.56

DEBT SERVICE FUNDS

Fund 304 - Energy Loans

		Resources					
Account	Description	Actuals 2122	Actuals 2223	Adopted 2324	Proposed 2425	Approved 2425	Adopted 2425
304.0000.1990	Miscellaneous	146,624.61	164,484.94	-	-	-	-
304.0000.5400	Resources - Beginning Fund Balance	9,984.85	162,863.06	-	-	-	-
TOTAL RESOURCES		156,609.46	327,348.00	-	-	-	-

Fund 314 - Bond 2015

		Resources					
Account	Description	Actuals 2122	Actuals 2223	Adopted 2324	Proposed 2425	Approved 2425	Adopted 2425
314.0000.1111	Current Year's Taxes	5,090,654.89	5,532,456.82	5,394,336	5,894,245	5,894,245	5,894,245
314.0000.1112	Prior Year's Taxes	78,060.94	73,440.18	50,000	70,000	70,000	70,000
314.0000.1510	Interest on Investments	-	-	-	-	-	-
314.0000.1990	Miscellaneous	1,136,249.06	5,469.94	-	-	-	-
314.0000.5400	Resources - Beginning Fund Balance	(1,269,152.64)	-	358,600	-	-	-
TOTAL RESOURCES		5,035,812.25	5,611,366.94	5,802,936	5,964,245	5,964,245	5,964,245

Requirements

314.5110.0610	Redemption of Principal	1,795,000.00	4,215,000.00	4,625,000	4,925,000	4,925,000	4,925,000
314.5110.0621	Regular Interest	2,743,868.11	266,936.34	1,177,936	1,039,245	1,039,245	1,039,245
FUNCTION: Long-Term Debt Service		4,538,868.11	4,481,936.34	5,802,936	5,964,245	5,964,245	5,964,245

Fund 316 - Full Faith & Credit 2019

		Resources					
Account	Description	Actuals 2122	Actuals 2223	Adopted 2324	Proposed 2425	Approved 2425	Adopted 2425
316.0000.5200	Interfund Transfers	1,080,200.00	1,071,400.00	1,072,000	1,071,600	1,071,600	1,071,600
316.0000.5400	Resources - Beginning Fund Balance	1,269,152.64	-	-	-	-	-
TOTAL RESOURCES		2,349,352.64	1,071,400.00	1,072,000	1,071,600	1,071,600	1,071,600

Requirements

316.5110.0610	Redemption of Principal	1,075,000.00	610,000.00	635,000	660,000	660,000	660,000
316.5110.0621	Regular Interest	516,599.94	483,200.00	437,000	411,600	411,600	411,600
FUNCTION: Long-Term Debt Service		1,591,599.94	1,093,200.00	1,072,000	1,071,600	1,071,600	1,071,600

CAPITAL PROJECTS FUNDS

Fund 405 - Major Maintenance

Resources

Account	Description	Actuals 2122	Actuals 2223	Adopted 2324	Proposed 2425	Approved 2425	Adopted 2425
405.0000.1510	Interest on Investments	569.03	2,973.15	5,000	5,000	5,000	5,000
405.0000.5200	Interfund Transfers	400,000.00	500,000.00	1,000,000	800,000	800,000	800,000
405.0000.5400	Resources - Beginning Fund Balance	-	-	250,000	639,000	639,000	639,000
TOTAL RESOURCES		400,569.03	502,973.15	1,255,000	1,444,000	1,444,000	1,444,000

Requirements

405.2520.0640	Dues and Fees	-	-	-	-	-	-
FUNCTION: Fiscal Services		-	-	-	-	-	-

405.2544.0322	Repair & Maintenance	-	101,595.02	1,155,000	1,344,000	1,344,000	1,344,000
FUNCTION: Maintenance		-	101,595.02	1,155,000	1,344,000	1,344,000	1,344,000

405.4150.0520	Buildings Acquisition	418,033.00	89,265.45	100,000	100,000	100,000	100,000
FUNCTION: Building Acquisition, Construction and Improvement		418,033.00	89,265.45	100,000	100,000	100,000	100,000

GRAND TOTAL - MAJOR MAINTENANCE		418,033.00	190,860.47	1,255,000	1,444,000	1,444,000	1,444,000
--	--	-------------------	-------------------	------------------	------------------	------------------	------------------

410 - Construction Excise Tax

Resources

Account	Description	Actuals 2122	Actuals 2223	Adopted 2324	Proposed 2425	Approved 2425	Adopted 2425
410.0000.1130	Construction Excise Tax	1,217,754.88	970,060.97	1,000,000	1,000,000	1,000,000	1,000,000
410.0000.1510	Interest on Investments	4,259.28	22,255.30	15,000	35,000	35,000	35,000
410.0000.5400	Resources - Beginning Fund Balance	-	350,400.56	1,000,000	2,120,417	2,120,417	2,120,417
TOTAL RESOURCES		1,222,014.16	1,342,716.83	2,015,000	3,155,417	3,155,417	3,155,417

Requirements

410.4150.0382	Legal Services	-	-	-	-	-	-
410.4150.0383	Architect/Engineer Services	-	-	-	-	-	-
410.4150.0510	Land Acquisition	-	-	-	-	-	-
410.4150.0520	Buildings Acquisition	1,505,000.00	-	2,015,000	3,155,417	3,155,417	3,155,417
410.4150.0640	Dues and Fees	-	-	-	-	-	-
GRAND TOTAL - CONSTRUCTION EXCISE TAX		1,505,000.00	-	2,015,000	3,155,417	3,155,417	3,155,417

414 - Bond Fund 2015

Resources

Account	Description	Actuals 2122	Actuals 2223	Adopted 2324	Proposed 2425	Approved 2425	Adopted 2425
414.0000.1510	Interest on Investments	32,924.98	35.06	-	-	-	-
414.0000.1990	Miscellaneous	14,573.00	-	-	-	-	-
414.0000.3299	Other Restricted Grants-In-Aid	72,445.00	57,350.00	-	-	-	-
414.0000.5400	Resources - Beginning Fund Balance	-	-	-	-	-	-
TOTAL RESOURCES		119,942.98	57,385.06	-	-	-	-

Requirements

414.2520.0410	Consumable Supplies	298.38	-	-	-	-	-
414.2520.0640	Dues and Fees	-	-	-	-	-	-
FUNCTION: Fiscal Services		298.38	-	-	-	-	-

414.2660.0390	Other Purchased Services	50,717.43	-	-	-	-	-
FUNCTION: Technology Services		50,717.43	-	-	-	-	-

414.4150.0322	Repair & Maintenance	575.00	-	-	-	-	-
414.4150.0355	Printing & Binding	212.00	-	-	-	-	-
414.4150.0382	Legal Services	20,360.00	-	-	-	-	-
414.4150.0383	Architect/Engineer Services	169,944.71	4,421.65	-	-	-	-
414.4150.0390	Other Purchased Services	194,377.87	-	-	-	-	-
414.4150.0460	Non-Consumable Supplies	5,057.00	-	-	-	-	-
414.4150.0520	Buildings Acquisition	1,524,220.79	106,347.49	-	-	-	-
414.4150.0530	Improvements Other Than Buildings	79,940.00	-	-	-	-	-
414.4150.0640	Dues and Fees	12,601.80	600.00	-	-	-	-
FUNCTION: Building Acquisition, Construction and Improvement		2,007,289.17	111,369.14	-	-	-	-

GRAND TOTAL - BOND FUND 2015		2,058,304.98	111,369.14	-	-	-	-
-------------------------------------	--	---------------------	-------------------	----------	----------	----------	----------

420 - Athletic Reserve

Resources

Account	Description	Actuals 2122	Actuals 2223	Adopted 2324	Proposed 2425	Approved 2425	Adopted 2425
420.0000.5200	Interfund Transfers	50,000.00	250,000.00	250,000	-	-	-
420.0000.5400	Resources - Beginning Fund Balance	-	65,049.75	315,000	565,050	565,050	565,050
TOTAL RESOURCES		50,000.00	315,049.75	565,000	565,050	565,050	565,050

Requirements

420.1132.0390	Other Purchased Services	-	-	50,000	50,050	50,050	50,050
420.1132.0541	Initial and Additional Equipment Purchase	-	-	-	-	-	-
FUNCTION: High School Extra-Curricular		-	-	50,000	50,050	50,050	50,050

420.4150.0520	Buildings Acquisition	-	-	515,000	515,000	515,000	515,000
420.4150.0530	Improvements Other Than Buildings	-	-	-	-	-	-
FUNCTION: Building Acquisition, Construction and Improvement		-	-	515,000	515,000	515,000	515,000

GRAND TOTAL - ATHLETIC RESERVE		-	-	565,000	565,050	565,050	565,050
---------------------------------------	--	----------	----------	----------------	----------------	----------------	----------------

426 - High School Success Building

Resources

Account	Description	Actuals 2122	Actuals 2223	Adopted 2324	Proposed 2425	Approved 2425	Adopted 2425
426.0000.1510	Interest on Investments	42,054.88	-	-	-	-	-
426.0000.1990	Miscellaneous	1,260.06	-	-	-	-	-
426.0000.5400	Resources - Beginning Fund Balance	-	-	-	-	-	-
TOTAL RESOURCES		43,314.94	-	-	-	-	-

Requirements

426.2520.0640	Dues and Fees	0.05	-	-	-	-	-
FUNCTION: Fiscal Services		0.05	-	-	-	-	-

426.4150.0355	Printing & Binding	2,033.00	-	-	-	-	-
426.4150.0383	Architect/Engineer Services	110,984.67	6,016.00	-	-	-	-
426.4150.0520	Buildings Acquisition	-	13,031.64	-	-	-	-
FUNCTION: Building Acquisition, Construction and Improvement		113,017.67	19,047.64	-	-	-	-

GRAND TOTAL - HIGH SCHOOL SUCCESS BUILDING		113,017.72	19,047.64	-	-	-	-
---	--	-------------------	------------------	----------	----------	----------	----------



PO Box 22109 Portland, OR 97269-2169
Phone: 503-684-0360 Fax: 503-620-3433
E-mail: legals@commnewspapers.com


AFFIDAVIT OF PUBLICATION

State of Oregon, County of Marion, ss I, Kristine Humphries, being first duly sworn, depose and say that I am the Principal Clerk of the Woodburn Independent, a newspaper of general circulation, published in Marion County, Oregon, as defined by ORS 193.010 and 193.020, that

SEE EXHIBIT A


Ad#: 323236
Owner: Woodburn School District
Description: NOTICE OF BUDGET COMMITTEE MEETING

A copy of which is hereto annexed, was published in the entire issue of said newspaper for 1 week(s) in the following issue:
04/24/2024



Kristine Humphries (Principal Clerk)

Subscribed and sworn to before me this 04/24/2024.



NOTARY PUBLIC FOR OREGON

Acct #: 111287
Attn: JENNE MARQUEZ
WOODBURN SCHOOL DISTRICT
1390 MERIDIAN DR
WOODBURN, OR 97071

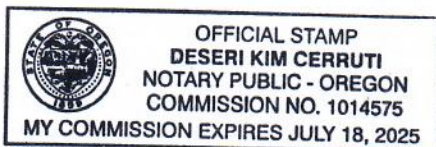


EXHIBIT A

NOTICE OF BUDGET COMMITTEE MEETING

A public meeting of the Budget Committee of the Woodburn School District No 103, Marion County, State of Oregon, to discuss the budget for the fiscal year July 1, 2024 to June 30, 2025, will be held at Woodburn School District No 103 District Office 1390 Meridian Drive, Woodburn. The meeting will take place on May 7, 2024 at 5:45 pm. If needed, a second meeting will be held on May 21, 2024 5:45 pm.

The purpose of the meeting is to receive the budget message and to receive comment from the public on the budget.

This is a public meeting where deliberation of the Budget Committee will take place. Any person may appear at the meeting and discuss the proposed programs with the Budget Committee. If you wish to provide public comment, please contact Jenne Marquez at 503-981-2701.

A copy of the budget document may be inspected or obtained on or after May 3, 2024 at Woodburn School District No 103 District Office 1390 Meridian Drive, Woodburn, between the hours of 8:00am and 4:00pm
Published April 24, 2024.

W1323236

Sarah Bishop

[Edit Page](#) [Logout \(fs/logout\)](#)

Financial Information

NOTICE OF BUDGET COMMITTEE MEETING

A public meeting of the Budget Committee of the Woodburn School District No 103, Marion County, State of Oregon, to discuss the budget for the fiscal year July 1, 2024 to June 30, 2025, will be held at Woodburn School District No 103 District Office, 1390 Meridian Drive, Woodburn. The meeting will take place on May 7, 2024 at 5:45 pm. If needed, a second meeting will be held on May 21, 2024 at 5:45 pm.

The purpose of this meeting is to receive the budget message and to receive comment from the public on the budget.

This is a public meeting where deliberation of the Budget Committee will take place. Any person may appear at the meeting and discuss the proposed programs with the Budget Committee. If you wish to provide public comment, please contact Jenne Marquez at 503-981-9607.

A copy of the budget document may be inspected or obtained on or after May 3, 2024 at Woodburn School District No 103 District Office, 1390 Meridian Drive, Woodburn, between the hours of 8:00am and 4:00pm.

▶ **District Budget Policy (Board Policy)**

Appendix B-4

 [First page of the PDF file: DBBudgetProcess](#)

<https://resources.finalsite.net/images/v1670361576/woodburnsorg/kcjgobgfy3kxalr4q11/DBBudgetProcess.pdf>

[Skip To Main Content](#)



RESOLUTION No. 24-002

RESOLUTION ADOPTING THE BUDGET

BE IT RESOLVED that the Board of the Woodburn School District hereby adopts the budget for fiscal year 2024-2025 in the total amount of \$128,771,975.* This budget is now on file at 1390 Meridian Drive in Woodburn, Oregon.

RESOLUTION MAKING APPROPRIATIONS

BE IT RESOLVED that the amounts shown below are hereby appropriated for the fiscal year beginning July 1, 2024, for the following purposes:

General Fund		Special Revenue Fund	
Instruction.....	49,061,054	Instruction.....	12,089,394
Support Services.....	35,835,865	Support Services.....	5,118,236
Enterprise & Community Services	8,000	Enterprise & Comm.....	1,088,968
Transfers.....	1,335,800	Transfers.....	535,800
Contingency.....	250,000	Total.....	\$18,832,398
Total.....	\$86,490,719		
Debt Service Fund 314, 316		Nutrition Services Fund 205	
Debt Service	7,035,845	Enterprise & Comm.....	5,617,900
Total.....	\$7,035,845	Total.....	\$5,617,900
Major Maintenance Reserve Fund 405		Construction Excise Tax Fund 410	
Support Services.....	1,344,000	Facilities Acquisition.....	3,155,417
Facilities Acquisition.....	100,000	Total.....	\$3,155,417
Total.....	\$1,444,000		
		Athletic Reserve Fund 420	
		Instruction.....	50,050
		Facilities Acquisition.....	515,000
		Total.....	\$565,050
		Total APPROPRIATIONS, All Funds . . .	\$ 123,141,329
		Total Unappropriated and Reserve Amounts, All Funds . . .	5,630,646
		TOTAL ADOPTED BUDGET . . .	\$ 128,771,975 *

(* amounts with asterisks must match)

RESOLUTION IMPOSING THE TAX

BE IT RESOLVED that the following ad valorem property taxes are hereby imposed upon the assessed value of all taxable property within the district for tax year 2024- 2025 :

- (1) At the rate of \$ 4.5247 per \$1000 of assessed value for permanent rate tax;
- (3) In the amount of \$6,262,457 for debt service on general obligation bonds;

RESOLUTION CATEGORIZING THE TAX

BE IT RESOLVED that the taxes imposed are hereby categorized for purposes of Article XI section 11b as:

Subject to the Education Limitation

Permanent Rate Tax.....\$ 4.5247/\$1000

Excluded from Limitation

General Obligation Bond Debt Service.....\$6,262,457

ENDING FUND BALANCE COMMITMENTS AND POLICIES

Ending Fund Balance Assignments

BE IT RESOLVED that in compliance with GASB 54 the authority to classify portions of the ending fund balance be granted to the Superintendent and the Director of Business

Spending As It Relates to Ending Fund Balance Policy

The Board of Directors considers the spending of the restricted classification of fund balance on purposes for which such funds can be used to occur first when funds are spent for restricted and unrestricted purposes. When unrestricted classification of fund balances are spent, the Board will consider that committed amounts will be reduced first, followed by assigned amounts and then unassigned amounts.

Authority

The Board of Directors reserves the authority to establish and modify commitments of ending fund balance.

The above resolution statements were approved and declared adopted on June 25, 2024.

X 
Board Chair

X 
Attested to: Superintendent

150-504-059 (Rev. 11-05-21)