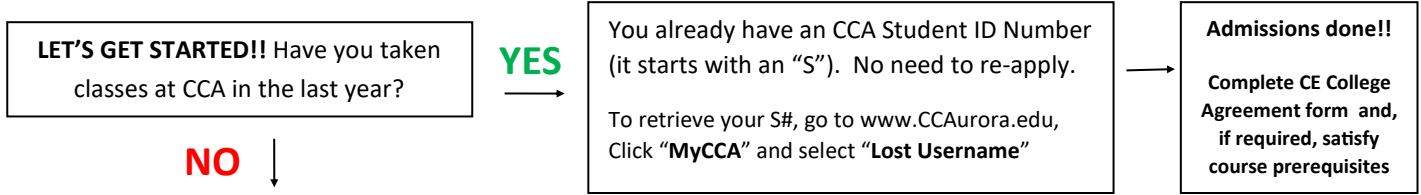
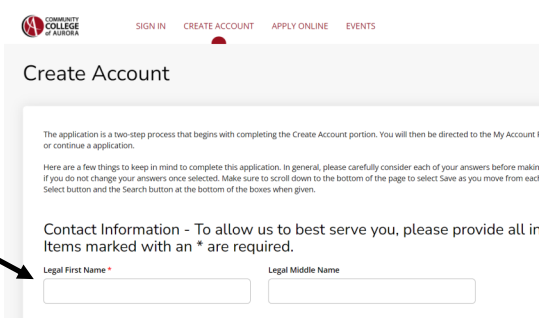


Congratulations on your interest in earning college credits at CCA while attending high school! The first step in the process is to apply for admission to CCA. The following information should assist you in that process.

Please note, the application is a two-step process that begins with completing the Create Account portion. You will then be directed to the My Account Page where you can start a new application or continue a application.



- Go to www.CCAurora.edu, Click **"Apply"**
- Click on New Students and **Create a CCA Account** (Please remember your e-mail address and password so that you can access your account later).

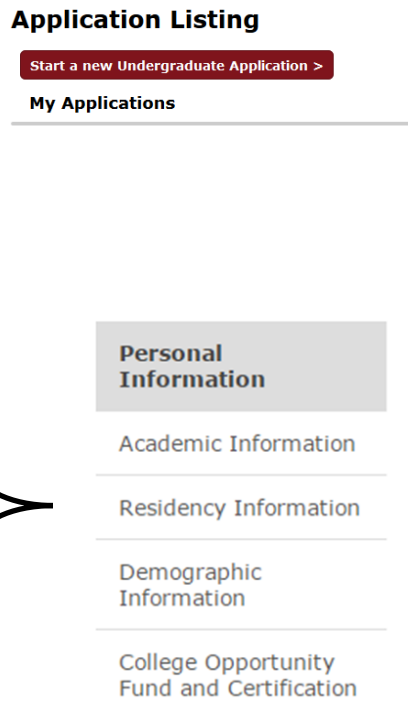


WAIT! YOU AREN'T DONE.
You now need to complete the application.

- Anticipated Entry Term** = Select Fall or Spring of current school year (example: School year 2020-2021—S1 = **Fall 2023** or S2 = **Spring 2024**)
- Select start **New Undergraduate Application**

Four (4) sections of information are required on the application. Complete the information required and click "Save and Continue" to move on to the next section...complete all sections. See Helpful Hints below for each section.

 - ◆ **Personal:** Name, Address, Contact information
 - ◆ **Academic Plans:**
 - Anticipated Entry Term** = Select Fall or Spring of current school year (example: School year 2022-S1 = **Fall 2023** or S2 = **Spring 2024**)
 - Current Goal** = Take a college course while I'm still in high school
 - Academic Area** = Choose academic program you plan to study
 - High School** = Choose high school and enter graduation information
 - Student Type**= Choose "NO"
 - ◆ **Residency:** Enter citizenship information and your demographic information. U.S. Citizens: Social security number is required. Answer parent questions.
 - ◆ **Demographic:** Military Status, Gender/Selective Service, Ethnicity, Race Selection, and Supplemental Information.
 - ◆ **College Opportunity Fund and Certification:** Complete these questions based on your information.



◆ **Certification:**

Do you understand the following? = **Yes**
Confirm you are over age of 18 (click only if you are over 18)
Do you certify the following? = **Yes**
Parents Signature = Enter parent's name
Parents Signature Date = today's date
Signature = **Enter your name**
Signature Date = Should default to today's date

Save Application Previous Page

Submit Application

Click - **Submit Application**

- ◆ **Student ID Number:** Please let your high school counselor or teacher know when you complete the application. They will likely ask for your student ID number which will be available about 5-10 minutes after completing the application. You can access your CCA Student ID Number by logging back into your account using the email address and password you used above. Your student ID number will be listed under the "My Profile" section.

My Account

Hi Nicole ! Welcome to CCA. Our goal is to make sure that your potential is realized. Students leave CCA ready to enter a fulfilling career or transfer to the state university of their choice for their bachelor's degree.

My Profile

*If you have already submitted an Application for Admission you should change your contact information in your **college** Student Account.*

Admissions is done!!

Watch for your acceptance letter in your email account shortly after you have completed the application.

Make sure to submit a completed CE College Agreement form and, if required, satisfy course prerequisites.