



Our Path Forward

**A Community Conversation About Student Services in District 34
June 25, 2024**

Why We Are Here

**It is District 34's intent to withdraw from
TrueNorth Educational Cooperative**

It's critical to gain staff and family feedback throughout the process

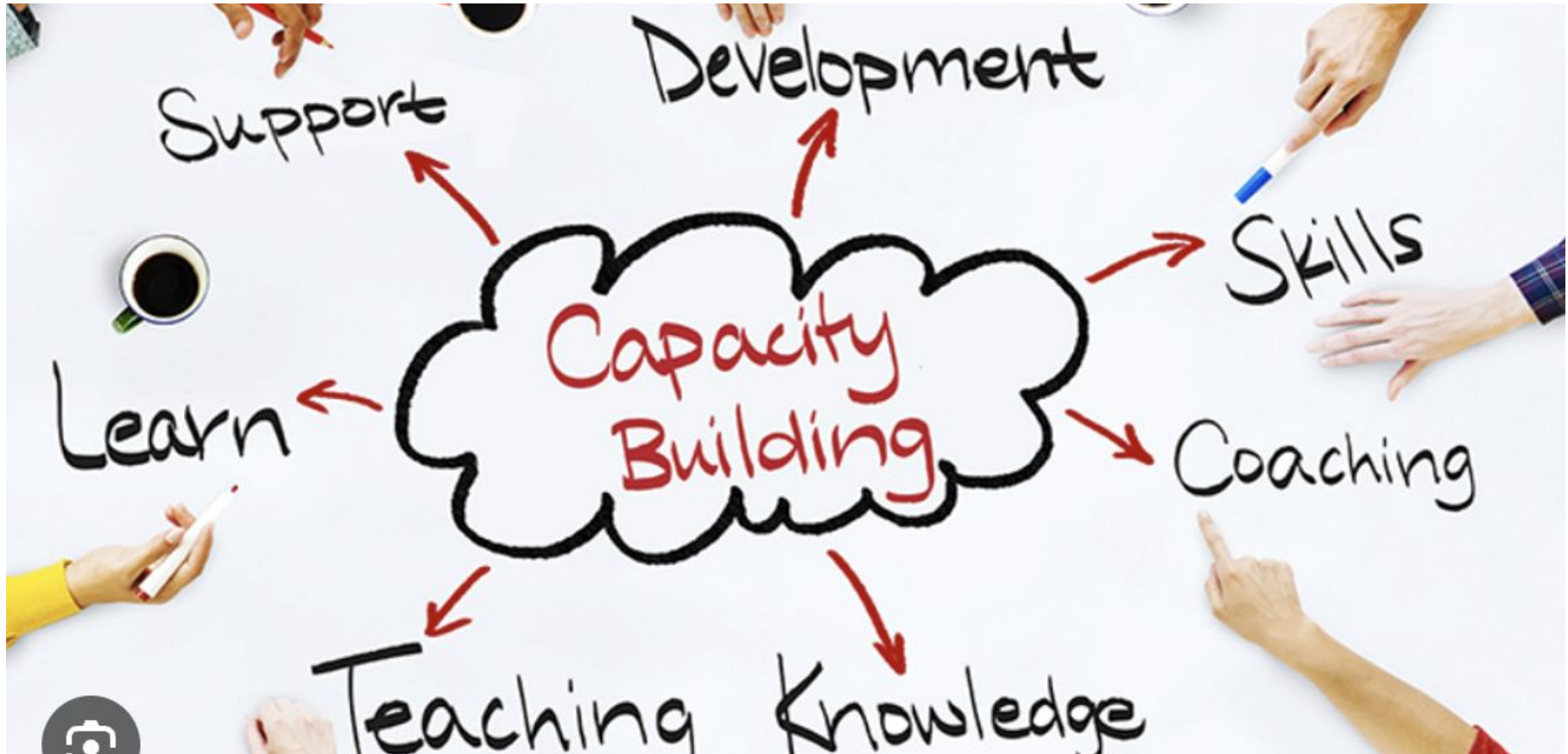
District 34's 2024-2027 Strategic Plan



TrueNorth at a Glance

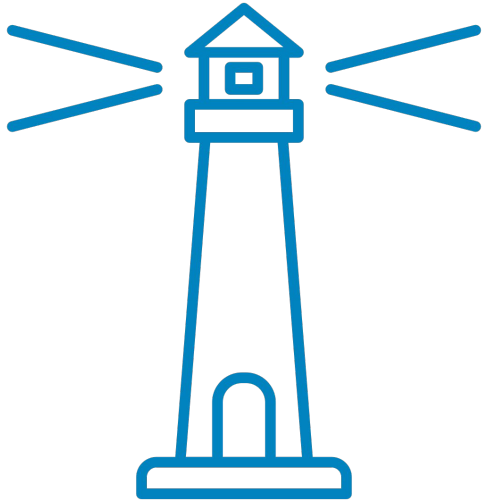
- Established in 1960 as a special education cooperative
- On July 1, 2021, name changed to ***TrueNorth Educational Cooperative 804***, with the same services and programs
- New name reflects mission and vision that support evidence-based programming that values students with disabilities being educated with their nondisabled peers to the greatest extent appropriate, and the systems that support them being integrated and comprehensive

Our Story of Building Capacity



Guiding Principles

- Students are general education students **FIRST**
- Inclusive mindset: ***Inclusive practices benefit ALL students***

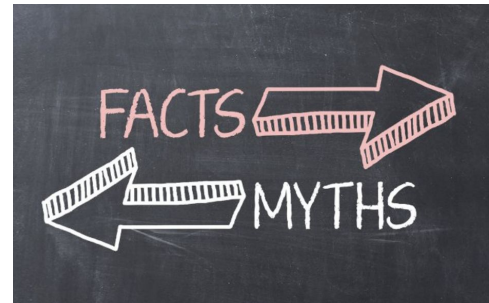


- Students attend school in their home district to the maximum extent possible to be with their neighborhood friends
- Provide consistency in ***where*** students attend school
- Own the teaching and learning (curriculum, professional development, hiring) so **ALL** students benefit from District initiatives

A Common Misconception

Q: Our child needs to access an intensive level of specialized service. Without TrueNorth, how is this possible?

A: District 34's continuum of services provides access to programming outside the District when needed. Many private schools exist within our region that can provide special programming for students in need.



Growing Programs in D34

Consult: Specially trained staff support general education staff to meet student needs

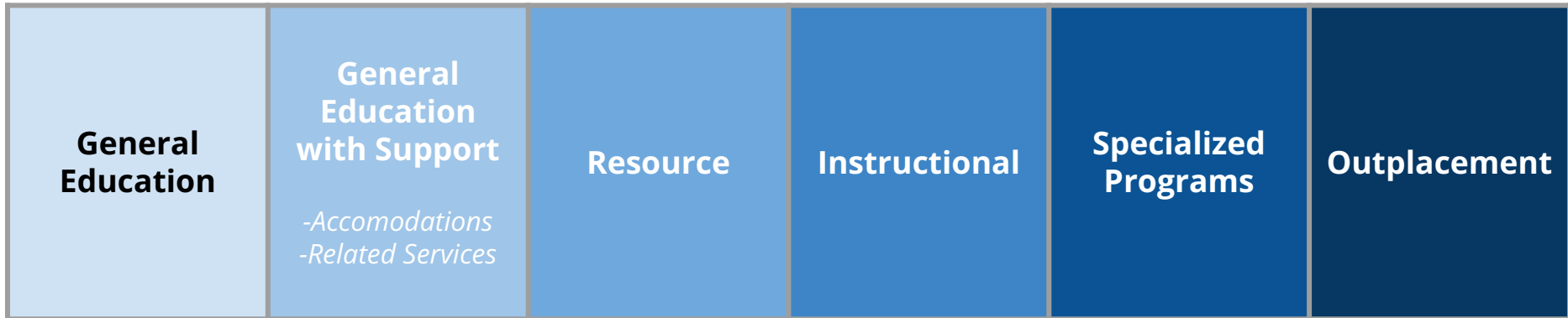
Resource Support: Students receive direct, specialized support from trained teachers & related service staff – within or out of general education environment (e.g., co-teaching)



Instructional Support: More intensive support where students receive adaptations to the general education curriculum to meet their needs (can happen in a single class or throughout the day)

Instructional Programming: Full programming for students with complex learning needs in Instructional Life Skills (K-8) & SOAR (6-8)

Maintaining a Continuum of Services



D34's Path



Building Capacity

2018-2019	2019-2020	2020-2021	2022-2023
<p>Part-time student services administrator in each building</p> <p>Occupational Therapy (OT) and Physical Therapy (PT) and Coaching services outsourced as needed</p>	<p>Full-time Assistant Principal for Student Services (APSS) hired for each school</p> <p>Instructional Life Skills (ILS) in house – program staffed by D34 employees</p> <p>District hires full-time OTs</p> <p>District hires SEL Behavior & Academic Coach</p> <p>District hires Assistive Technology Facilitator</p> <p>District hires Adapted PE staff</p> <p>District adds Parent and Community Facilitator</p>	<p>District hires Student Services Instructional Coaches (2)</p> <p>District hires Speech Language Pathologist Coach</p>	<p>District hires PTs</p> <p>District hires Board Certified Behavior Analyst (BCBA) Student Services Coach</p> <p>Training & implementation begins for Comprehensive Literacy, Readtopia Go, Early Numeracy</p>
		<p>2021-2022</p>	<p>2023-2024 & Beyond</p>
		<p>Maintain level of in-house programs/services/staffing</p>	<p>Continue to grow all staff knowledge to increase capacity to support all students</p>

Beyond Quality Programming

Our commitment to financial sustainability is one lens through which we inform our decision making.

Spending History: Indirect Services

Indirect Charges	16/17	17/18	18/19	19/20	20/21 **	21/22	22/23	23/24 proj
Membership fee	\$ 80,947	\$ 80,794	\$ 80,079	\$ 109,293	\$ 108,841	\$ 124,055	\$ 129,718	\$ 136,945
# Students	4756	4747	4705	4596	4577	4221	4171	4165
Cost per student	\$ 17.02	\$ 17.02	\$ 17.02	\$ 23.78	\$ 23.78	\$ 29.39	\$ 31.10	\$ 32.88
Other fees	\$ 164,849	\$ 207,650	\$ 218,190	\$ 172,260	\$ 174,228	\$ 150,499	\$ 157,455	\$ 165,975
Professional Learning							\$ 126,340	\$ 133,863
Professional Learning Facility Fee								\$ 11,662
Total Indirect Charges	\$ 245,796	\$ 288,444	\$ 298,269	\$ 281,553	\$ 283,069	\$ 274,554	\$ 413,513	\$ 448,445

Spending History: Direct Services

Direct Charges	16-17	17-18	18-19	19-20	20-21	21-22	22-23	23-24 proj
Tuition (includes ESY and aides)	\$ 2,914,477	\$ 3,217,490	\$ 2,061,095	\$ 750,405	\$ 314,895	\$ 265,833	\$ 307,710	\$ 105,117
Total Students Across Programs	36	38	19.5	6	6	3.5	3.78	1
Contracted Services	\$ 804,218	\$ 784,855	\$ 1,176,618	\$ 475,756	\$ 243,510	\$ 345,080	\$ 56,282	\$ 40,000
Adjustment							\$ (34,191.56)	
Total Direct Charges	\$ 3,718,695	\$ 4,002,345	\$ 3,237,713	\$ 1,226,161	\$ 558,405	\$ 610,913	\$ 329,800	\$ 145,117

Contracted Services include:

OT, PT, AT, APE, Vision, Evals, PD, Coaching, CBI, OT FT, AT FT, Interpreting, Nursing, Supplies, Meals, Mileage

Spending History: Total Charges

School Year	16/17	17/18	18/19	19/20	20/21 **	21/22	22/23	23/24 proj
Total Indirect Charges	\$ 245,796	\$ 288,444	\$ 298,269	\$ 281,553	\$ 283,069	\$ 274,554	\$ 413,513	\$ 448,445
Total Direct Charges	\$ 3,718,695	\$ 4,002,345	\$ 3,237,713	\$ 1,226,161	\$ 558,405	\$ 610,913	\$ 329,800	\$ 145,117
Grand Total	\$ 3,964,491	\$ 4,290,789	\$ 3,535,982	\$ 1,507,714	\$ 841,474	\$ 885,467	\$ 743,313	\$ 593,562

What's Next?

Continue:

- Working on building capacity to realize our vision of ALL means ALL
- Professional development on instructional best practices & curricular materials
- Analyzing special education costs (internally and with external partnerships)

**Your
Input**



d34.news/TrueNorthInput