


Suma Subramaniam

Illustrated by Shreya Gupta



SHE SANG FOR INDIA

How M.S. Subbulakshmi Used Her Voice for Change

classroom visit

ACTIVITIES


RESOURCES DESIGNED BY: the subway side

CLASSROOM VISIT

activity guide

PRE-READING: ASKING QUESTIONS

Copy the ASKING QUESTIONS page on white copy paper. Explain that good readers ask questions before, during, and after reading. Show students the book cover and encourage them to ask questions BEFORE reading the book. While reading, stop to allow students to ask and write questions they might have. Finally, after reading ask students to write any questions they still have.



POST-READING: SEQUENCING

Copy the SEQUENCING page on white copy paper. Students will choose 4 main events from the story and sequence them in order from start to finish. Using the film strip, students should draw each event. Then, using the lines below write about the sequenced events.

ART PROJECT

Copy the ART PROJECT templates on white construction paper for students to decorate. Students will cut and assemble the project according to the pictures of the final project. Using the written prompt, students will write 2 facts they learned about Subbulakshmi's life.

YOU WILL NEED:

- White copy paper
- White construction paper
- Art supplies
- Scissors
- Pencils
- Glue sticks



RESOURCES DESIGNED BY: the subway side

Name: _____

RESOURCES DESIGNED BY: *the sunny side*

ASKING QUESTIONS



BEFORE READING	WHILE READING
<hr/> <hr/> <hr/> <hr/> <hr/> <hr/> <hr/> <hr/>	<hr/> <hr/> <hr/> <hr/> <hr/> <hr/> <hr/> <hr/>

AFTER READING

<hr/> <hr/> <hr/> <hr/>

Name: _____

RESOURCES DESIGNED BY: *the sunny side*

ASKING QUESTIONS



BEFORE READING

WHILE READING

Handwriting practice area for 'BEFORE READING' with ten sets of lines (top solid, middle dashed, bottom solid).

Handwriting practice area for 'WHILE READING' with ten sets of lines (top solid, middle dashed, bottom solid).

AFTER READING

Handwriting practice area for 'AFTER READING' with ten sets of lines (top solid, middle dashed, bottom solid).

Name: _____

RESOURCES DESIGNED BY: *the sunny side*

ASKING QUESTIONS




BEFORE READING	WHILE READING
AFTER READING	

Name: _____

Using the film strip boxes, draw 4 key events from the main character's life in the order that they happened. Then, use the lines below to write about the events you drew.

SEQUENCE

THE STORY




Name: _____

Using the film strip boxes, draw 4 key events from the main character's life in the order that they happened. Then, use the lines below to write about the events you drew.

SEQUENCE

THE STORY




Four sets of horizontal writing lines, each consisting of a solid top line, a dashed middle line, and a solid bottom line.

Name: _____

Using the film strip boxes, draw 4 key events from the main character's life in the order that they happened. Then, use the lines below to write about the events you drew.

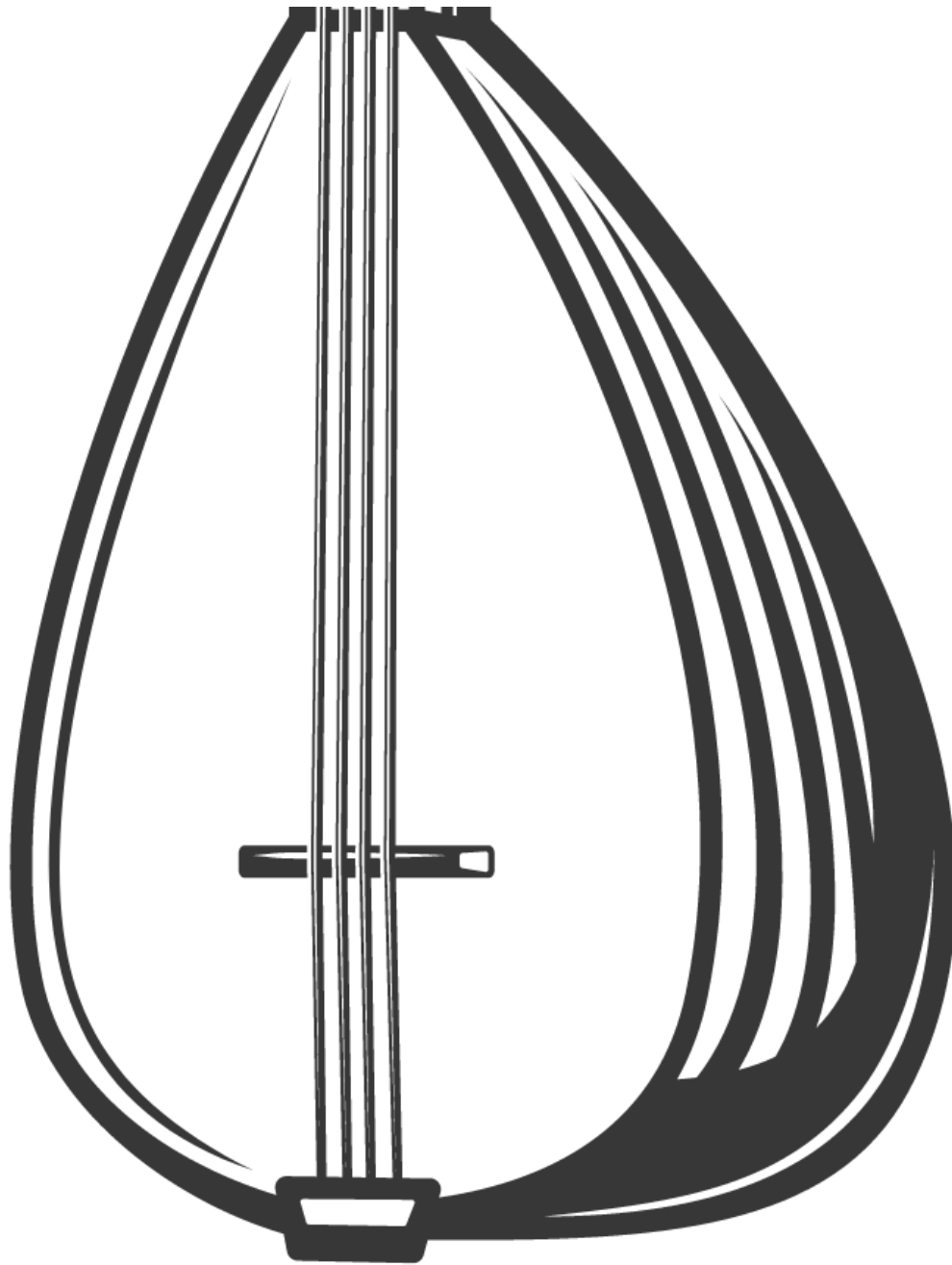
SEQUENCE

THE STORY



TAMBURA TEMPLATES


Print on brown construction paper



RESOURCES DESIGNED BY: *the subway side*

TAMBURA TEMPLATES

Print on brown construction paper



RESOURCES DESIGNED BY: *the subway side*

MUSIC NOTE TEMPLATES

Print on colorful construction paper



RESOURCES DESIGNED BY: *the subway side*

Name: _____

RESOURCES DESIGNED BY: *the sunny side*

FACTS ABOUT

M.S. SUBBULAKSHMI'S LIFE

1. _____

2. _____



Name: _____

FACTS ABOUT

M.S. SUBBULAKSHMI'S LIFE

1. _____

2. _____



Name: _____

FACTS ABOUT

M.S. SUBBULAKSHMI'S LIFE

1.

2.



Name: _____

FACTS ABOUT

M.S. SUBBULAKSHMI'S LIFE

1.

2.



Name: _____

FACTS ABOUT

M.S. SUBBULAKSHMI'S LIFE

1. _____

2. _____

Name: _____

FACTS ABOUT

M.S. SUBBULAKSHMI'S LIFE

1. _____

2. _____

Name: _____

FACTS ABOUT

M.S. SUBBULAKSHMI'S LIFE

1.

2.

Name: _____

FACTS ABOUT

M.S. SUBBULAKSHMI'S LIFE

1.

2.

CREDITS PAGE

The author – Suma Subramaniam

Suma Subramaniam's interests and passions in writing for children are mostly centered around STEM/STEAM related topics as well as India and Indian heritage. When she's not recruiting or writing, she's volunteering for We Need Diverse Books and SCBWI. Suma was the short story contest winner of the We Need Diverse Books short story contest. She is also the author of *Namaste Is A Greeting*, *She Sang For India*, and other books for children and young adults. Suma lives in Seattle with my family and a dog who watches baking shows.

She has an MFA in Writing from Vermont College Of Fine Arts. Learn more at <https://sumasubramaniam.com>.



CONNECT WITH SUMA



The illustrator – Shreya Gupta

Shreya Gupta is an illustrator and book designer. She is originally from India, but her passion for illustration brought her to the United States, where she pursued an MFA in Illustration as Visual Essay from the School of Visual Arts. Her work has been featured as a "Google Doodle" logo, in the New York Times, Asia Society magazine and in various major publications. She currently lives in New York, NY.







THESE RESOURCES WERE DESIGNED BY MOLLY AT

the sunny side




EMAIL OR VISIT HER WEBSITE FOR MORE
INFORMATION.



YOU MAY

-  Use this item for personal use.
-  Use this item in your classroom and with your students.
-  Copy this item for your class and your students.
-  Copy this item for your child and personal home use.

YOU MAY *not*

-  Copy or modify any part of this document.
-  Offer this document for sale.
-  Post this item on a website; personal, school, or district without permission.



THESE RESOURCES WERE DESIGNED BY MOLLY AT
the sunny side
EMAIL OR VISIT HER WEBSITE FOR MORE
INFORMATION.

